



# FY14 Budget Presentation

*Butler School District 53*

Budget Hearing  
September 16, 2013 6:30 P.M.

# Presentation Overview

 *Budget Development*

 *Highlights*

 *Revenue Sources*

 *Expenditures*

 *Budget Overview*

 *Goals*

The budget has been on public display since August 12, 2013.



# Budget Development

- *Reflects Board of Education & District Goals*
- *Utilizes a Zero-based Budgeting Model*
- *Incorporates Longitudinal Data & Projections*
- *Maintains Strong Educational Services*
- *Supports Instruction, Technology & Professional Development*
- *Supports Special Education Services*
- *S & P AAA Bond Rating*
- *Goal: A “balanced” budget*
- *Conserves resources for capital improvements*



# Highlights of FY13 Budget

<i>Funds</i>	<b>Revenues</b>	<b>Expenditures</b>	<b>Balance</b>
Education	9,699,166	(9,699,166)	--
O & M	1,354,398	(1,354,398)	--
Bond & Interest	379,163	(381,176)	(2,013)
Transportation	388,238	(358,950)	29,288
IMRF/FICA	283,058	(268,410)	14,648
Working Cash	2,270	--	2,270
Life Safety	10	--	10
<b>Totals</b>	<b>12,106,303</b>	<b>(12,062,100)</b>	<b>44,203</b>

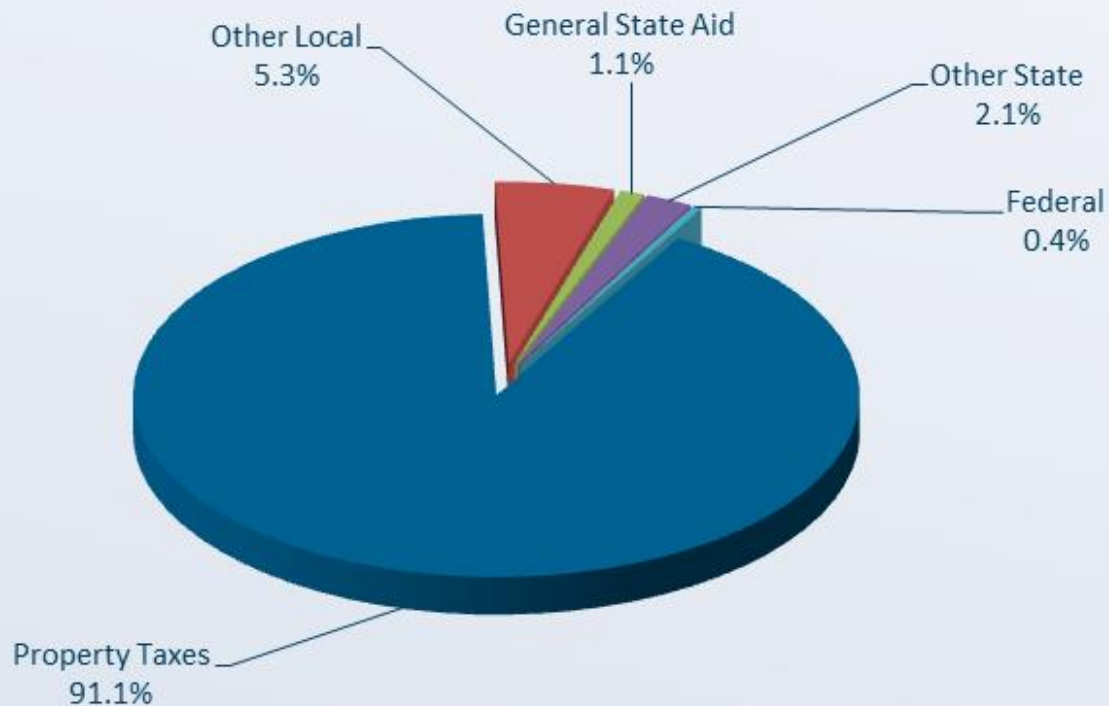


# Education Fund



# Education Fund - Revenues

## REVENUE BY SOURCE DETAIL - FY 2014



# Changes in Ed Fund Revenue

- *CPI for FY 14= 1.7%; FY13 = 3.0%; FY12 = 1.5%; FY11 = 2.7%; FY10 Levy = 0.1%; FY09= 4.1%*
- *91% from Property Taxes*
- *Limited \$s from State Grants: K-6 Reading Improvement—Eliminated; ADA Block Grant—Eliminated; Transportation—Reduced or Eliminated*
- *Flat Grant GSA Formula*
- *ARRA Funds--Eliminated*
- *Funds from Federal Grants substantially reduced*
- *Interest Income—Lowest since FDR was in office!*
- *Thank you to the PTO for their donation for iPads!*
- *CPPRT up slightly*

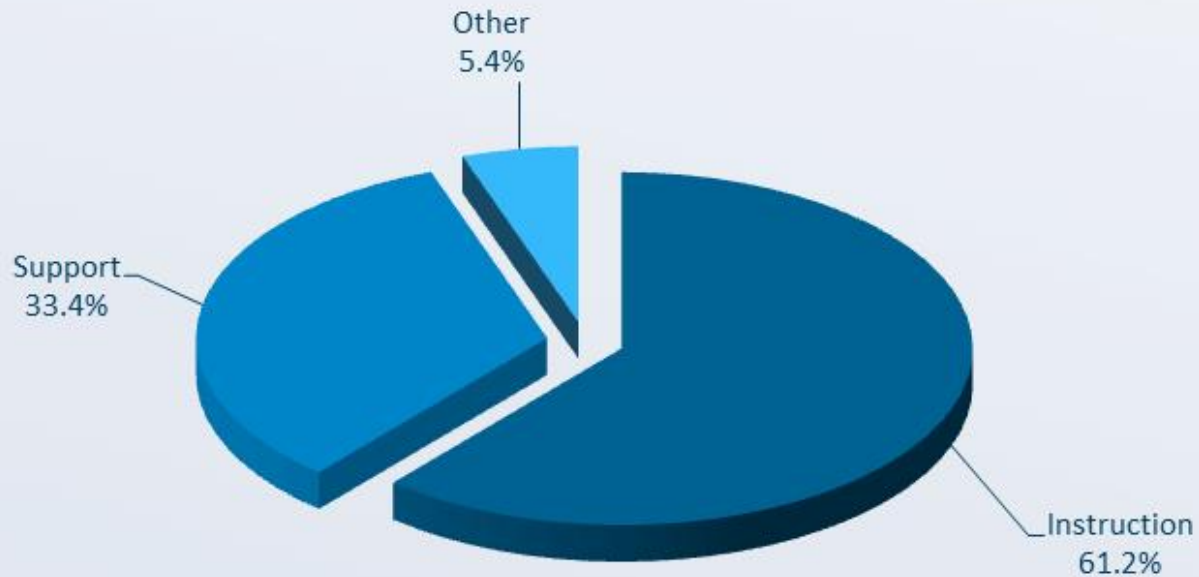
# Changes in Ed Fund Revenue

- *Estimate split Corporate PPRT between Ed Fund and O & M (fairly equally) Some CPPRT shifted to support ROEs*
- *Contributions from Newsletter Sponsors*
- *Interest Income Projected by Township Treasurer—  
Projected at 100% of FY13 Actuals*
- *State Contribution TRS—35.41% (artificially inflates the overall budget--\$1,660,203)*

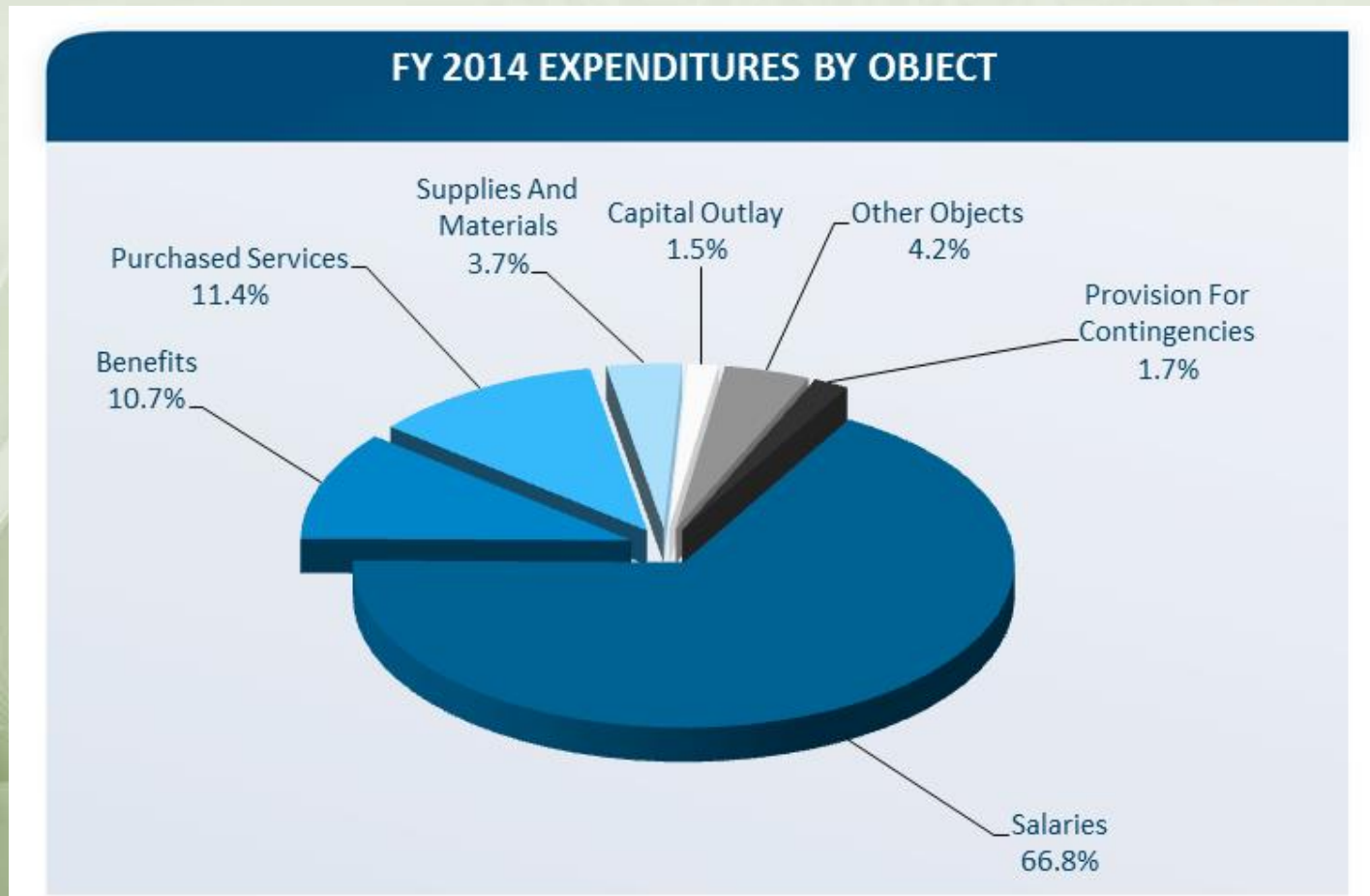


# Education Fund – Expenditures by Function

## FY 2014 EXPENDITURES BY FUNCTION



# Education Fund – Expenditures by Object



# Changes in Ed Fund Expenditures

- *Updated Salaries + Lane Changes & Retirement Costs*
- *Insurance Premiums Increased 5%*
- *Early Childhood Program & Special Education Tuition/Support*
  - *Added 4 new aides*
- *Technology Equipment and Support*
  - *Last large payment for laptops*
  - *3<sup>rd</sup> year for Microsoft Office & System 7*
  - *iPads & 1:1 laptops (4<sup>th</sup>) + teacher refresh*
- *Increased Professional Development—Institutes, Training, Danielson*
- *Textbooks—Social Studies, Math*
- *Shifted Administrative Costs*

# Operations & Maintenance Fund



# O&M Fund - Revenues

## REVENUE BY SOURCE DETAIL - FY 2014



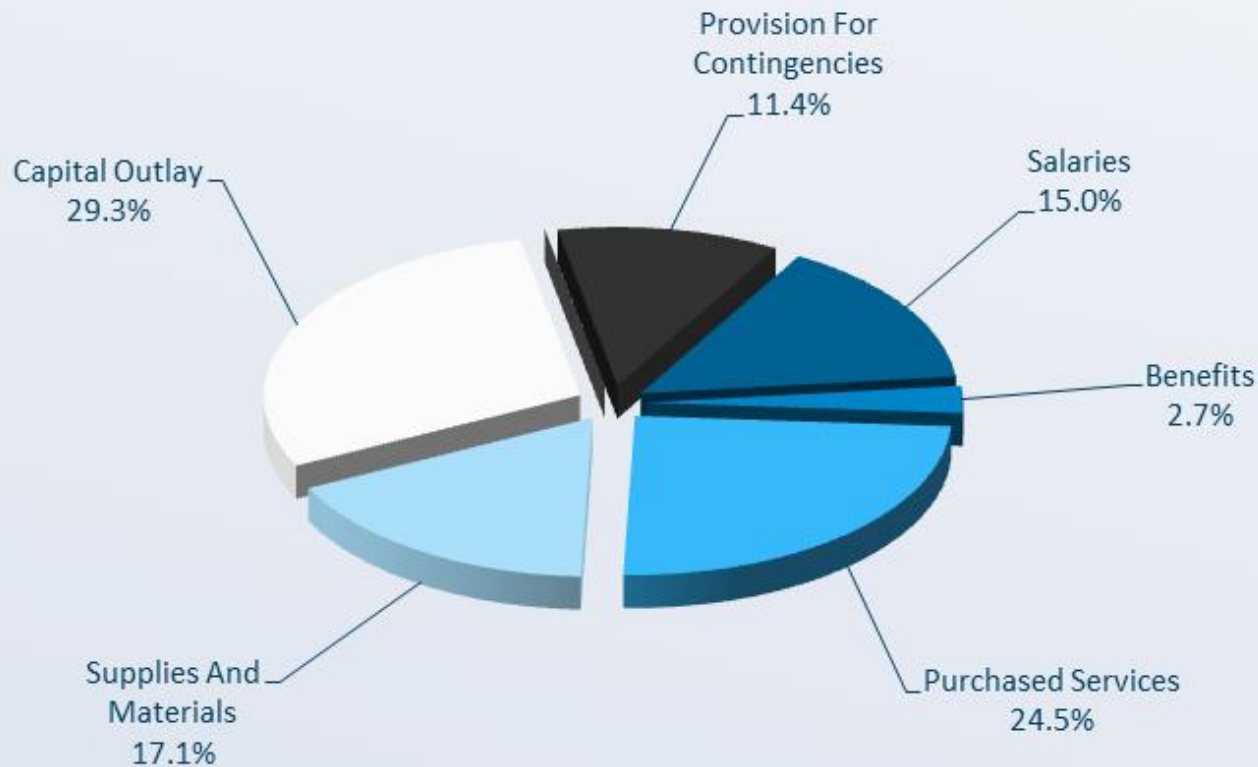
# Changes in O&M Revenues

- *Corporate PPRT split with Education Fund*
- *Interest Income Flat*
- *Facility Rentals Zero*
- *No Developer Impact Fees Anticipated*
- *No Abatement from Working Cash*



# O&M Fund - Expenditures

## FY 2014 EXPENDITURES BY OBJECT



# Changes In O & M Expenditures

- *Key Scan Security System*
- *Band Room Storage*
- *Bleacher Replacement*
- *Mulch, Tree Removal, Landscaping*
- *Generators*
- *Renovate Locker Rooms BJH*
- *Voice Over IP (new phone system)*
- *Contingencies for Future Projects*



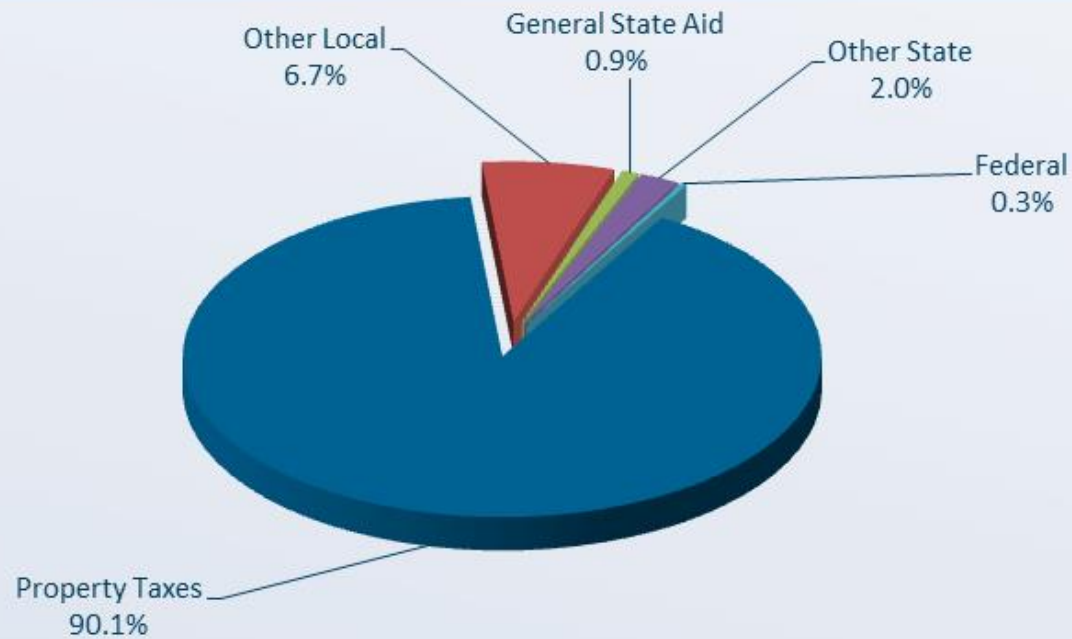


# Operating Funds

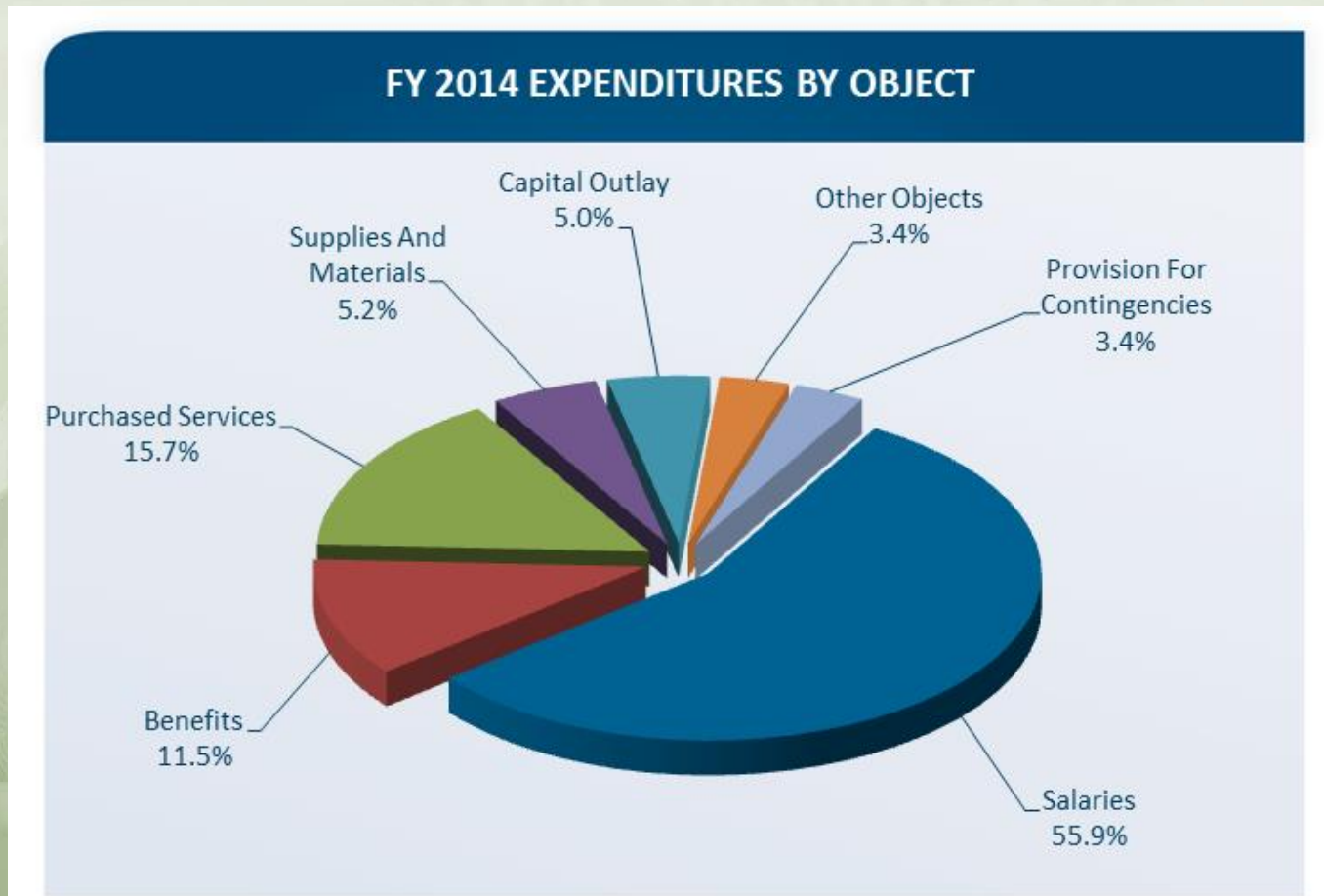


# Operating Fund—Revenue

REVENUE BY SOURCE DETAIL - FY 2014

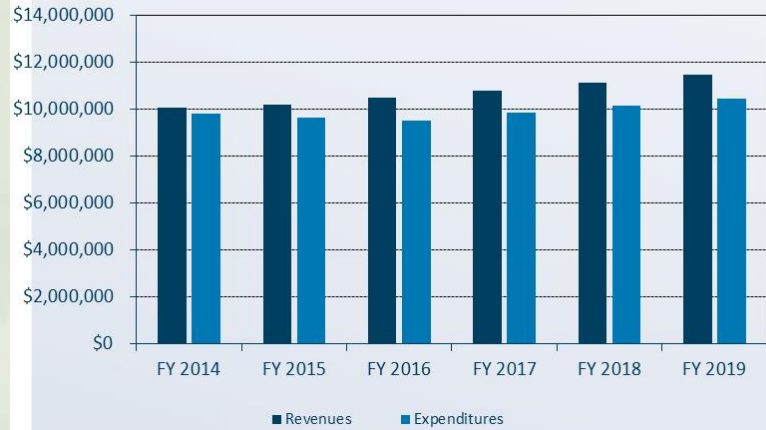


# Operating Funds - Expenditures

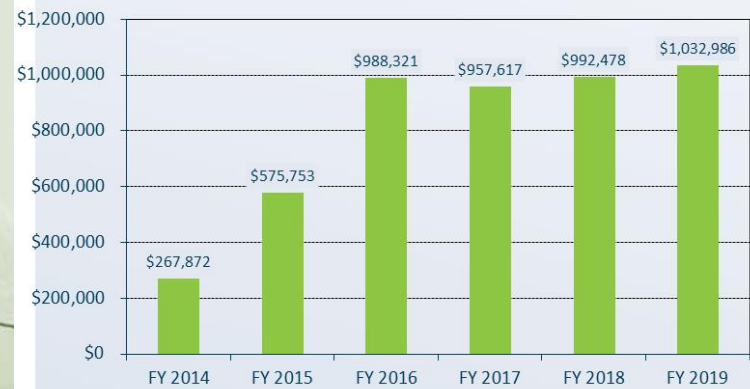


# Operating Funds

## REVENUES VS. EXPENDITURES



## FY SURPLUS / DEFICIT



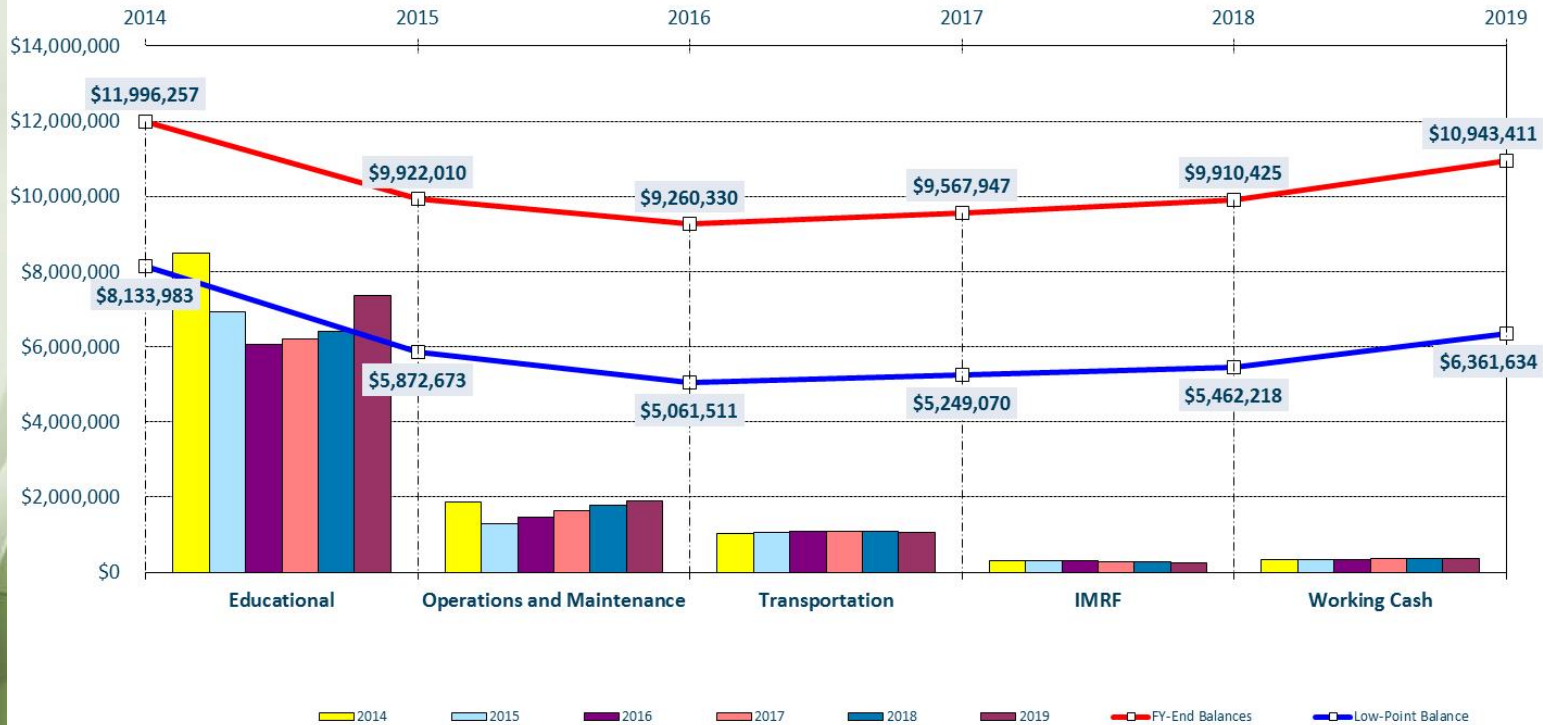
# Operating Funds

## YEAR END FUND BALANCE (MILLIONS)



# Operating Funds

Aggregate View - Projection Summary



# Fiscal Year Goals



# Fiscal Year Goals

- *Monitor Ed Fund Expenditures & Revenues*
  - *Continue to Evaluate Educational Needs Each Year*
  - *Evaluate Program Offerings, Instructional Staff in Light of Enrollment*
  - *Monitor Investments*
- *Monitor Plan for Building Infrastructure Improvements*
  - *Continue Preventative Maintenance*
  - *Use of “in house” Staff for Repairs/Renovations*
  - *Plan for the Future with Flexibility*
  - *Implement Capital Improvement Plan*
- *Continue to Align Expenditures to Revenue*





# FY14 Budget Presentation

*Butler School District 53*

Budget Hearing  
September 16, 2013 6:30 P.M.