
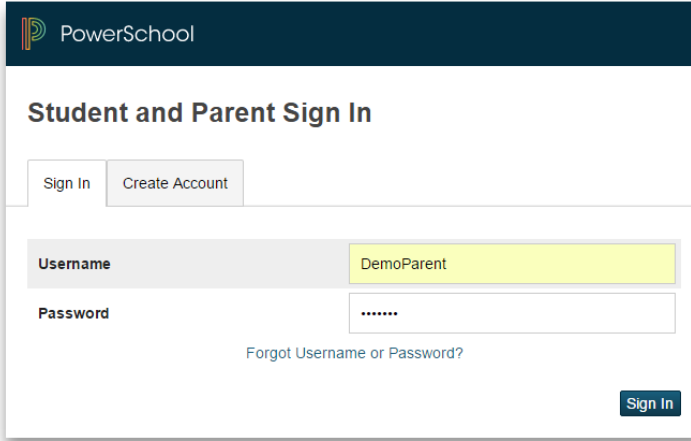


PowerSchool Registration Family Access

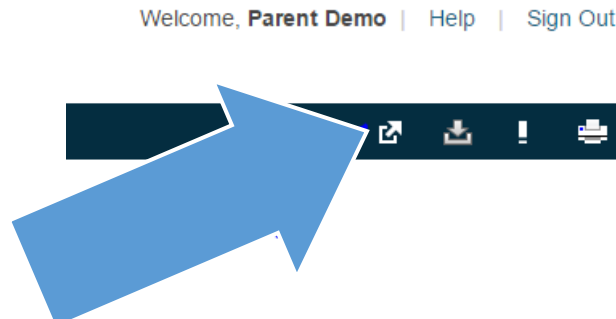
In order to ensure that families are properly accessing PowerSchool Registration from the Parent Portal, we have put together a workflow that should provide a base line of steps needed in order to access and successfully submit a registration form.

The first step that needs to be taken when accessing PowerSchool Registration is to log in to PowerSchool with the Parent Portal log in information.

Copyright © 2005 - 2015 Pearson Education, Inc., or its affiliate(s). All rights reserved.

Once logged in, there are 2 separate options to use in order to access PowerSchool Registration. The first method families may use is to select the “Applications” Icon in the top right hand corner of the Parent Portal. This will then take you to the PowerSchool Registration page.



The second method in which families can access PowerSchool Registration is by selecting the PowerSchool Registration option on the bottom left hand corner of the Parent Portal page.

Navigation

- Grades and Attendance
- Grade History
- Attendance History
- Email Notification
- Teacher Comments
- School Bulletin
- Class Registration
- Balance
- My Schedule
- School Information
- Account Preferences
- InfoSnap Registration
- InfoSnap Student Registration
- InfoSnap Year-Round Update**
- InfoSnap Year-Round Update (Spanish)
- InfoSnap Year-Round Update (Spanish 2)
- PowerSchool Registration

Grades and Attendance: Demo, John

Grades and Attendance | Standards Grades

Exp	Attendance By Class										Course	Q1	Q2	S1
	Last Week					This Week								
	M	T	W	H	F	M	T	W	H	F				

Current Simple GPA (S1):
Show dropped classes also

M	T	W	H	F	M	T	W	H	F	S1										
											Last Week					This Week				
											0									
Attendance Totals										0										

Legend

Attendance Codes: Blank=Present | A=Absent | T=Tardy | TE=Tardy Excused | P=Parent Excused | U=Unexcused | S=School Excused | I=In School Suspension
 Citizenship Codes: H=Honorable | S=Satisfactory | N=Needs to improve | U=Unsatisfactory |

Once families have selected the PowerSchool Registration icon, they will be taken to a page to select the registration they would like to access. This page will display the appropriate form for the family, depending on whether the student is New or Existing.

PowerSchool Registration | InfoSnap PowerSchool Instance | Dashboard

Welcome to InfoSnap forms! InfoSnap PowerSchool Instance requests that you provide and maintain up to date information so that they may effectively communicate with you. Begin by selecting from the below option(s).

Barb ThreeTime

Annual Student Registration Form

Ready to Start

Start Form

After selecting “Start Form”, families will be directed to the form that needs to be completed. They should then fill out all required information within the form, as well as any other applicable information. Once the family has completed the form, they should scroll to the bottom of the screen and select the “Submit Form” option. After this process is complete, families should be directed to log out of their Parent Portal account in order to ensure their information remains secure.

Med Alert Description

Allergic to Peanuts - Contact School Nurse Immediately if ingested

Med Alert expires

NEVER_EXPIRES

YYYY-MM-DD

Submit

You are almost finished!

Important: Please make sure you review your entire form before you submit. Once you submit the form, you will not be able to make changes.

Submit Form