

SD81 PowerSchool Parent/Guardian Portal Quick Start Guide

Parents,

PowerSchool is SD81's student information system, used to record and track student records, including grades and attendance. PowerSchool also allows us to share attendance and grade information with our students and their parents/guardians via our PowerSchool Portal.

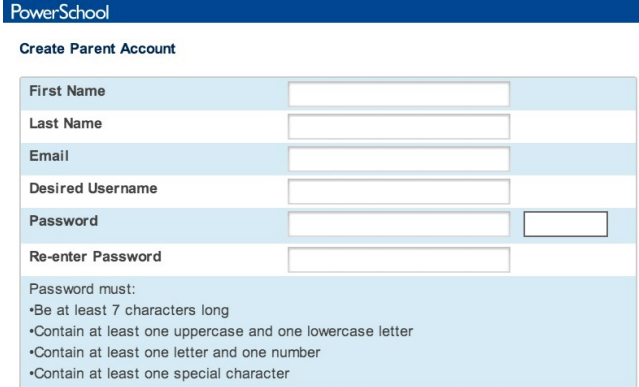
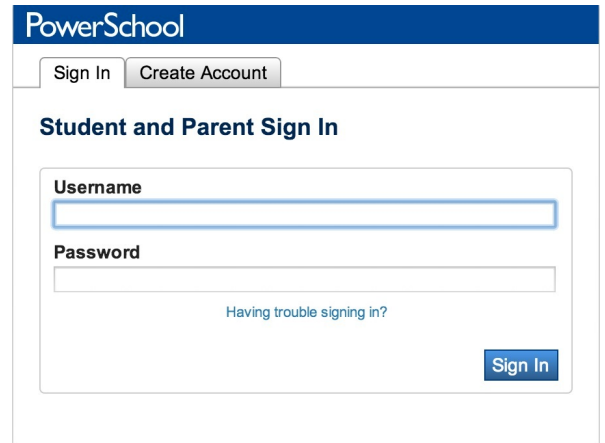
Follow along with this guide to create a parent/guardian account on our PowerSchool Portal, allowing you to view all of your student's current grades and attendance information via one unified login.

To begin, visit our PowerSchool Parent/Guardian Portal login page: <https://sd81.powerschool.com> or click the PowerSchool link on the Main SD81 website at <http://www.sd81.org/>

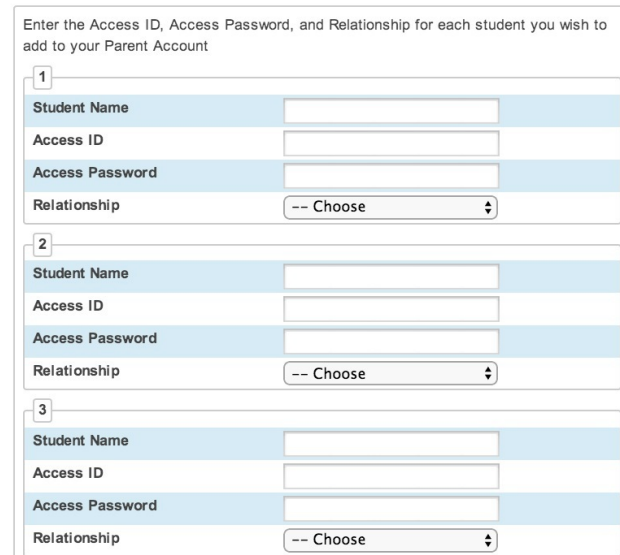
You will see the following screen, at right:

1. Click the Create Account button
2. The screen below will appear:

This screen is used to setup access and link to your student's data.



Link Students to Account



A parent account allows you to view the information for one or more students with a single sign in. You can also manage your personal account preferences.

To create a parent account, enter the following information:

Name - Your first and last name

Email - Student notifications and correspondence related to your parent account will be sent to this email

Desired Username - Your username is your unique PowerSchool identity

Password - Your password must be at least 7 characters long

Student Access Information - Information for a minimum of one student, including the student name, Access ID, Access Password, and your relationship to the student (this information will be provided to you separately).

Click Enter when you have completed this link to all of your students.