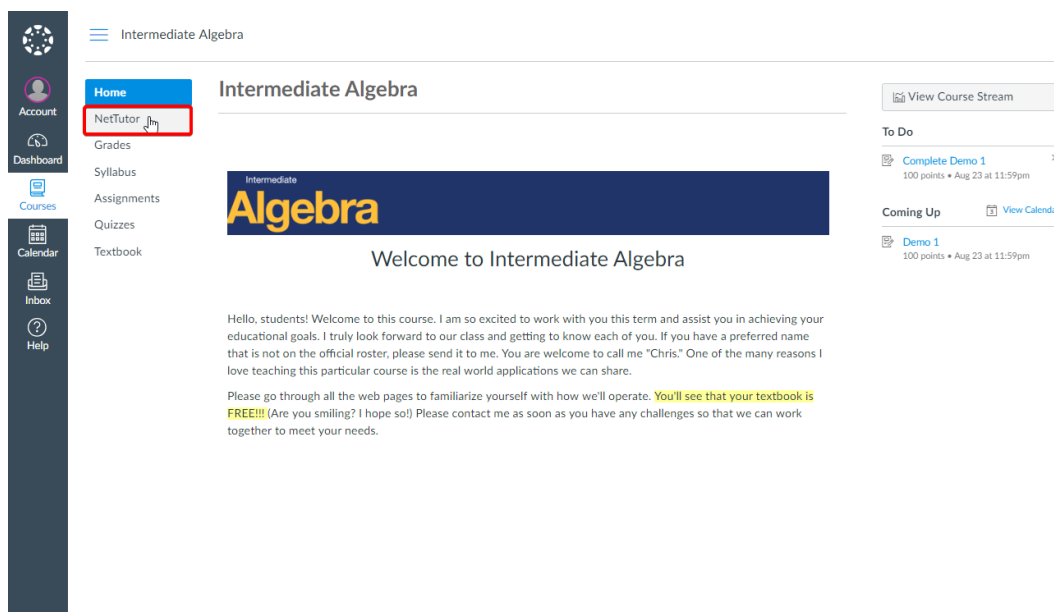
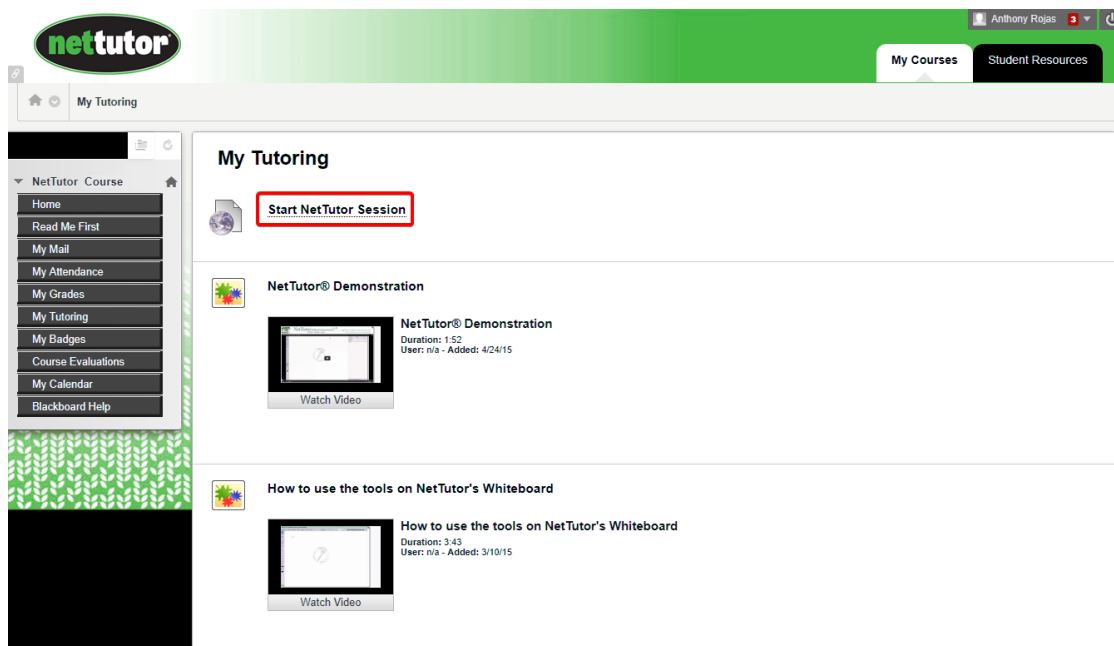
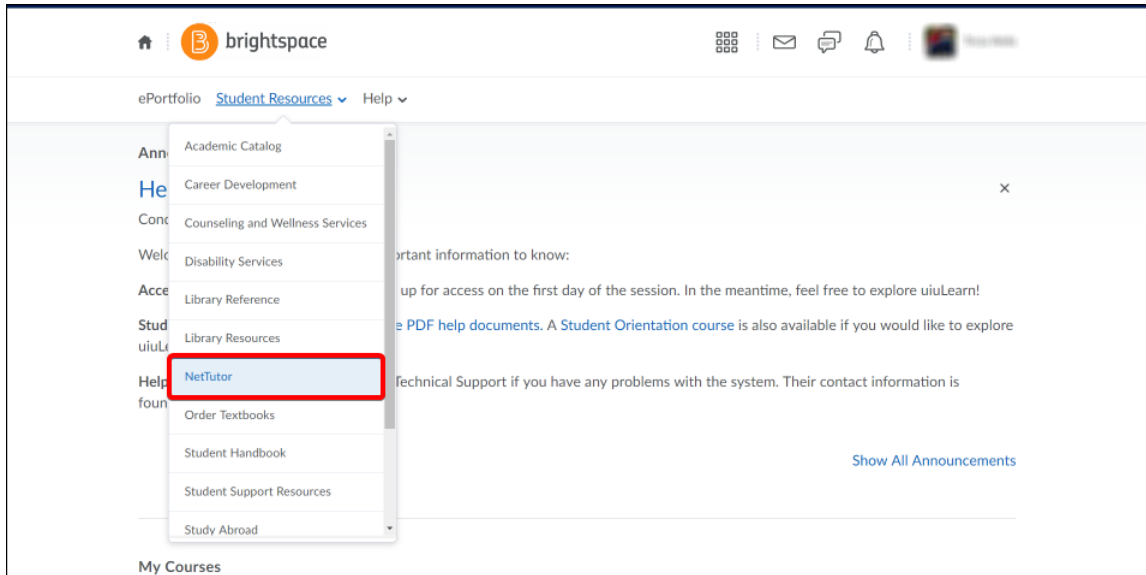


NetTutor Student User Guide

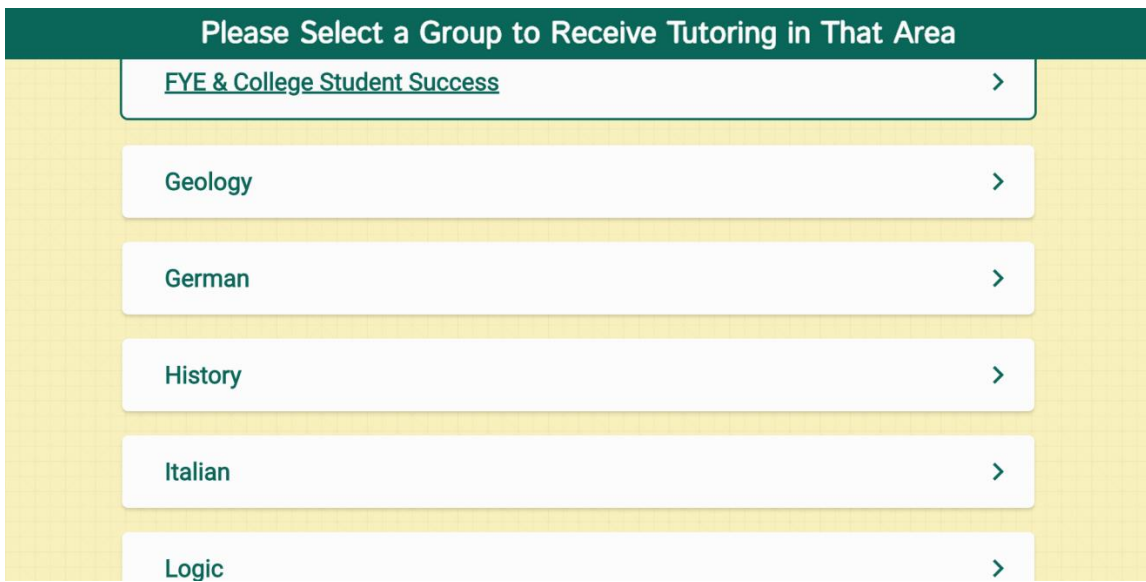


To access free online tutoring support from NetTutor, first sign in. Click on “Student Resources” and choose NetTutor.

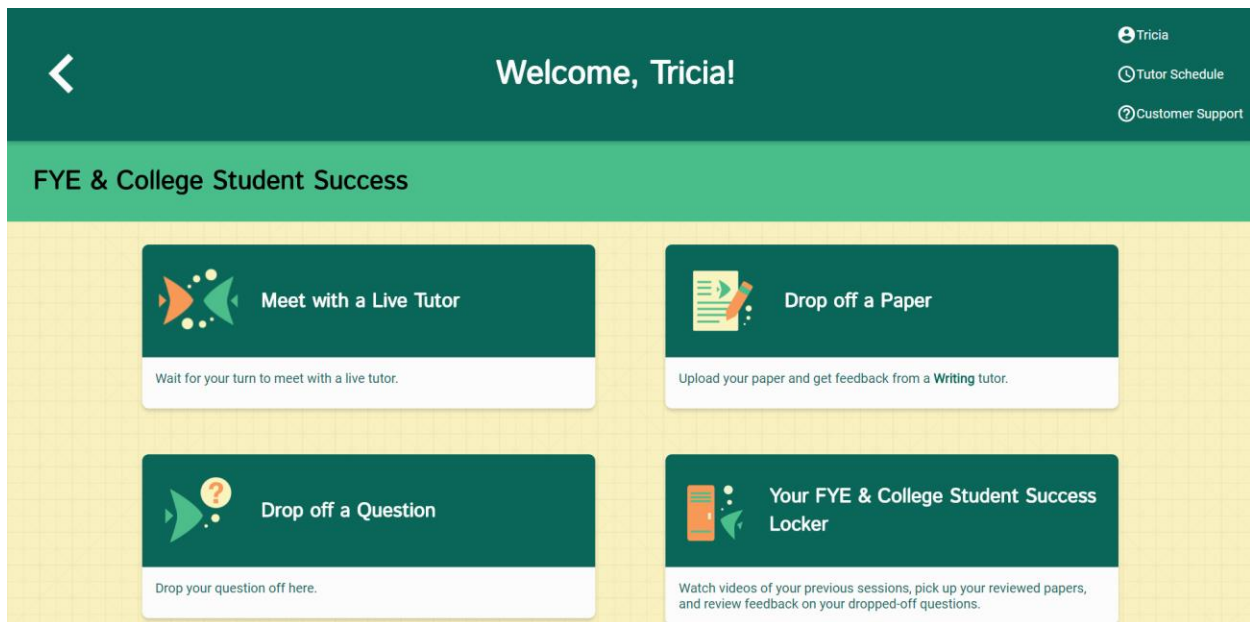




Choose the content area for which you need help.



The NetTutor dashboard provides 3 support resources, as well as a locker.



The NetTutor Dashboard

Meet with a Live Tutor:	3
Drop off a Paper:	4
Drop off a Question:	5
The Locker:	6

Meet with a Live Tutor:

Directs you to an information page where a tutor will be available soon.

Welcome to NetTutor Exit

There is currently 1 student ahead of you in line. Thank you for your patience.

We are here to help

You will be directed to the first available tutor, usually within a few minutes. **Keep this window open while you are waiting.**

When it is your turn, you will hear a bell and you will be sent to the Whiteboard where you can collaborate with your tutor. **Be sure to turn up the volume on your computer so you can hear when it is your turn.**

Your tutoring session will be private. When it is over, you can review the material you covered in your session by visiting your locker.

It is difficult to estimate your exact waiting time because we believe each student deserves a full, helpful session and their tutor's undivided attention. This will be the level of support you receive too!

"But what if I have to go?"

No problem. Use the Whiteboard to hash out the details of the question you wanted to ask. Then, leave your question for the tutors, and they will respond back to you.

Before you get started, give your question a title and then click the button below.

Give your question a title to refer to later

30 characters remaining

Craft Your Question

While you are waiting, here are some study tips you can try

Review your lesson material by re-reading your textbook, reviewing your class notes or presentation, or going through the example problems. Doing this can help clarify something you may have missed.

◀ || ▶

Drop off a Paper:

Directs you through three prompt to drop off your paper.

First, name your paper and describe the assignment.

←
Drop off your Paper
QA
Tutor Schedule
Customer Support

Basic Information
Format
File

Paper Name

Give your paper a title so you can refer to it later.

100 characters remaining

Tell us about your assignment and how we can help

Describe your paper and any special instructions for the tutor.

300 characters remaining

English is not my first language.

> Next

Second, tell the tutor what you need help with.

Drop off your Paper

QA
Tutor Schedule
Customer Support

Basic Information Format **File**

Select **two** areas of feedback.

- Topic Development
- Focus/Thesis Statement
- Organization
- Grammar & Mechanics
- Word Choice
- Sentence Structure
- Sentence Variety
- Transitions & Fluency
- Paper Format
- Citations & References

Citation Style: Select the citation style of your paper.

Paper Type: Select the paper type.

How long should your paper be?
0 Pages

Third, upload your paper. Papers have a turnaround time of 48-72 hours.

Drop off your Paper

QA
Tutor Schedule
Customer Support

Basic Information Format File

Drag and Drop or Upload Paper

Drop Your File Here

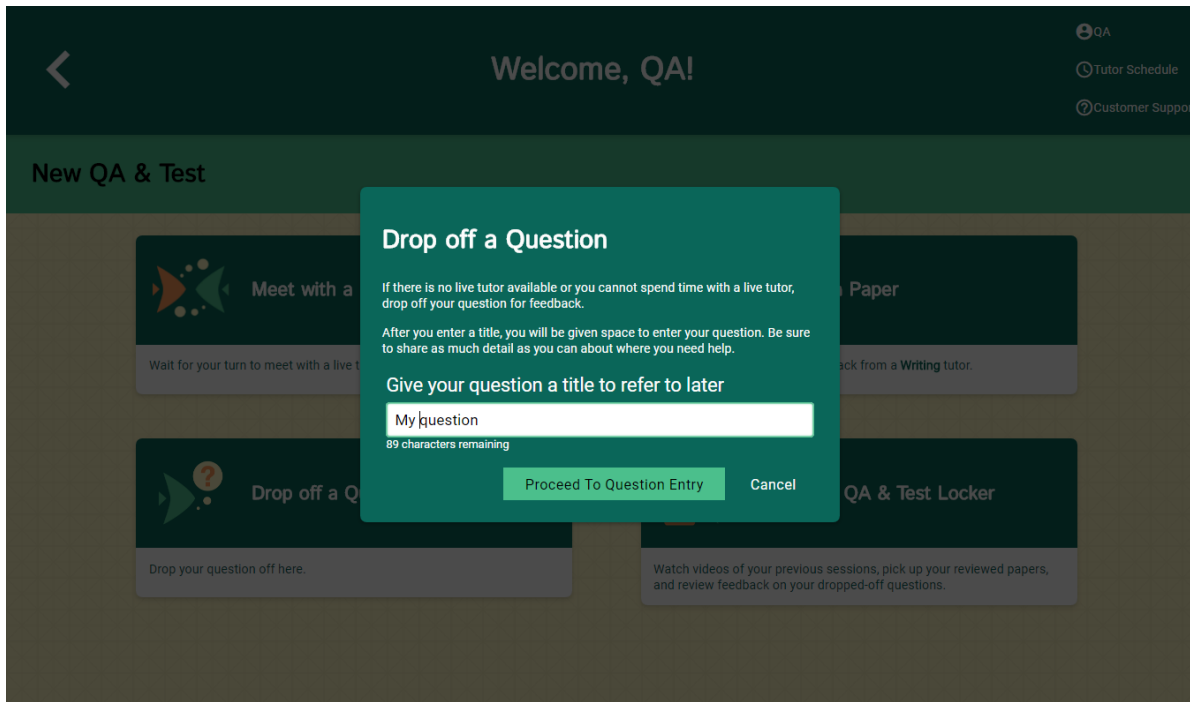
Choose A File

Previous Drop Off Your Paper

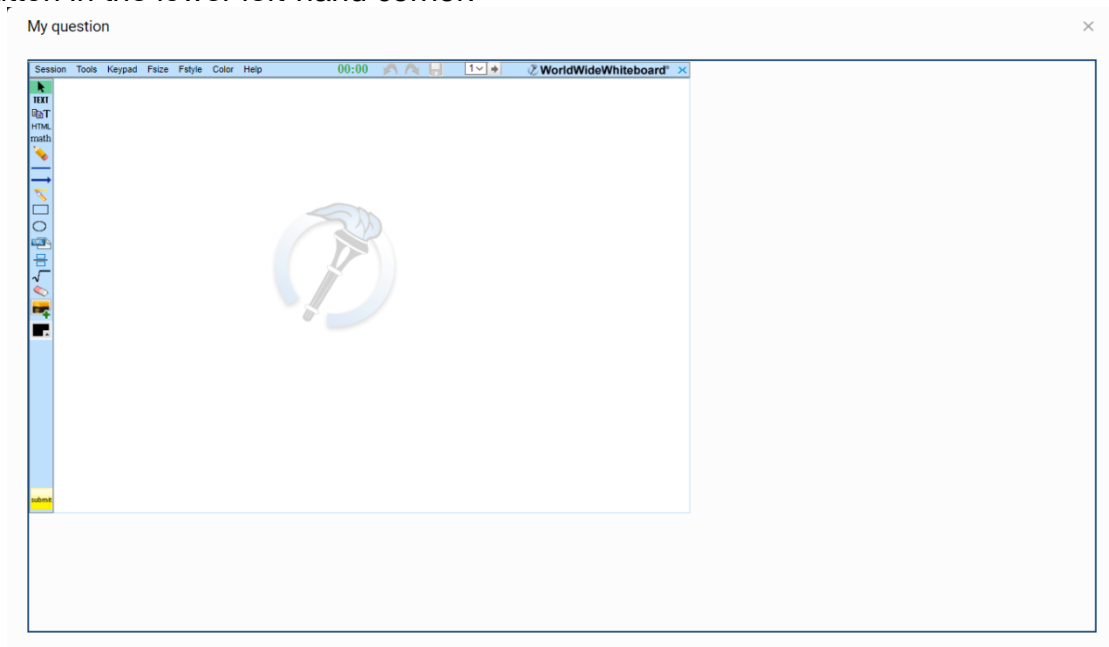
Drop off a Question:

Directs you through two prompts to drop off your paper

First, name your question.



Second, use the white board to ask your question. Once you have finished your question, click the "Submit" button in the lower left-hand corner.



The Locker:

Your locker stores all your NetTutor sessions. You can review your live tutoring sessions, retrieve papers you have submitted for feedback, or gather responses to your submitted questions.



Your FYE & College Student Success Locker

Tricia

Tutor Schedule

Customer Support

All your FYE & College Student Success Materials in One Place



Live Tutoring Session History

View videos and download PDF files of your live sessions.



Paper Feedback

0 papers submitted
0 papers returned with feedback



Question Feedback

0 questions submitted
0 questions returned with feedback