



**School Committee
Meeting Book**

**November 18, 2020
7:00 pm**

**Town Hall -100 Maple Avenue
Selectmen's Meeting Room**



SHREWSBURY PUBLIC SCHOOLS SCHOOL COMMITTEE MEETING

AGENDA

November 18, 2020 7:00pm
Town Hall—Selectmen’s Meeting Room
100 Maple Avenue

THIS MEETING IS NOT OPEN TO PHYSICAL PARTICIPATION BY THE PUBLIC. TOWN HALL IS CLOSED TO THE PUBLIC FOR MEETINGS. THIS MEETING WILL BE BROADCAST LIVE ON LOCAL CABLE CHANNELS 29 & 329 AND STREAMED LIVE ON THE SHREWSBURY MEDIA CONNECTION WEBSITE AT <https://videoplayer.telvue.com/player/iE0p5N2b-Se5BhxS-3KDrHfUWzLHfku2/stream/722>. SEE BELOW FOR INFORMATION ON CONTACTING THE CHAIR OF THE SCHOOL COMMITTEE RE: PUBLIC PARTICIPATION.

On March 12, 2020, Governor Baker issued an Executive Order modifying certain requirements of the Open Meeting Law, to enable public bodies to carry out their responsibilities while adhering to public health recommendations regarding social distancing.

The Executive Order relieves public bodies from the requirement in the Open Meeting Law that meetings be conducted in a public place that is open and physically accessible to the public, provided that the public body makes provision to ensure public access to the deliberations of the public body through adequate, alternative means. “Adequate, alternative means” may include, without limitation, providing public access through telephone, internet, or satellite enabled audio or video conferencing or any other technology that enables the public to clearly follow the proceedings of the public body in real time. A municipal public body that for reasons of economic hardship and despite best efforts is unable to provide alternative means of public access in real time may instead post on its municipal website a full and complete transcript, recording, or other comprehensive record of the proceedings as soon as practicable afterwards.

In addition, all members of a public body may participate in a meeting remotely; the Open Meeting Law’s requirement that a quorum of the body and the chair be physically present at the meeting location is suspended.

All other provisions of the Open Meeting Law, such as the requirements regarding posting notice of meetings and creating and maintaining accurate meeting minutes, as well as the limited, enumerated purposes for holding an executive session, remain in effect.

While for this meeting the School Committee and members of the School Department administrative team will physically meet at the location listed above, members of the public may not attend in person. If a member of the public wishes to participate remotely in the Public Participation portion of the meeting, they should contact the Committee Chair, Ms. Sandra Fryc, by sending an email to schoolcommittee@shrewsbury.k12.ma.us.

Items

Suggested time allotments

- | | |
|------------------------------------------------------------------|-------------|
| I. Public Participation | 7:00-7:05 |
| II. Chairperson’s Report & Members’ Reports | |
| III. Superintendent’s Report | |
| IV. Time Scheduled Appointments: | |
| A. Update on Reopening of the 2020-2021 School Year: Report | 7:05 – 7:40 |
| B. SHS Student Advisory Committee: Report | 7:40 – 8:00 |
| C. Shrewsbury High School 2020 Enrollment and Class Size: Report | 8:00 – 8:25 |
| V. Curriculum | |



**SHREWSBURY PUBLIC SCHOOLS
SCHOOL COMMITTEE MEETING**

- VI. Policy
- VII. Finance & Operations
- A. Fiscal Year 2022 Budget Guidelines & Priorities: Review & Vote 8:25 – 8:50
- VIII. Old Business
- IX. New Business
- X. Approval of Minutes 8:50 – 8:55
- XI. Executive Session 8:55 – 9:15
- A. For the purpose of addressing G.L. c. 30A, § 21(a)(7) “[t]o comply with, or act under the authority of, any general or special law or federal grant-in-aid requirements” (“Purpose 7”), Open Meeting Law, G.L. c. 30A, §§ 22(f), (g) – for the purpose of reviewing, approving, and/or releasing executive session minutes.
- B. For the purpose of addressing G.L. c. 30A, § 21(a)(3) “to discuss strategy with respect to collective bargaining or litigation if an open meeting may have a detrimental effect of the bargaining or litigating position of the public body and the chair so declares” (“Purpose 3”) - the Shrewsbury Education Association Unit A.
- XII. Adjournment 9:15

Next regular meeting: December 2, 2020



SHREWSBURY PUBLIC SCHOOLS SCHOOL COMMITTEE MEETING

ITEM NO: I Public Participation

MEETING DATE: 11/18/20

SPECIFIC STATEMENT OR QUESTION:

Will the School Committee hear thoughts and ideas from the public regarding the operations and the programs of the school system?

BACKGROUND INFORMATION:

Copies of the policy and procedure for Public Participation are available to the public at each School Committee meeting.

ITEM NO: II. Chairperson's Report/Members' Reports

SPECIFIC STATEMENT OR QUESTION:

Will the School Committee hear a report from the Chairperson of the School Committee and other members of the School Committee who may wish to comment on school affairs?

BACKGROUND INFORMATION:

This agenda item provides an opportunity for the Chairperson and members of the Shrewsbury School Committee to comment on school affairs that are of interest to the community.

STAFF AVAILABLE FOR PRESENTATION:

School Committee Members
Ms. Sandra Fryc, Chairperson
Mr. Jon Wensky, Vice Chairperson
Dr. B. Dale Magee, Secretary
Ms. Lynsey Heffernan, Committee Member
Mr. Jason Palitsch, Committee Member

ITEM NO: III. Superintendent's Report

SPECIFIC STATEMENT OR QUESTION:

Will the School Committee hear a report from Dr. Joseph M. Sawyer, Superintendent of Schools?

BACKGROUND INFORMATION:

This agenda item allows the Superintendent of the Shrewsbury Public Schools to comment informally on the programs and activities of the school system.

STAFF AVAILABLE FOR PRESENTATION:

Dr. Joseph M. Sawyer, Superintendent of Schools

ACTION RECOMMENDED FOR ITEMS I, II, & III:

That the School Committee accept the report and take such action as it deems in the best interest of the school system.



**SHREWSBURY PUBLIC SCHOOLS
SCHOOL COMMITTEE MEETING**

ITEM NO: **IV. Time Scheduled Appointments:** MEETING DATE: **11/18/20**
A. Update on Reopening of the 2020-2021 School Year: Report

BACKGROUND INFORMATION:

Dr. Sawyer and members of the leadership team will provide an update on the reopening of schools for students for the 2020-2021 school year.

ACTION RECOMMENDED:

That the School Committee hear the report and take such action as it deems in the best interest of the school system.

STAFF AVAILABLE FOR PRESENTATION:

Dr. Joseph M. Sawyer, Superintendent of Schools
District Administrators



**SHREWSBURY PUBLIC SCHOOLS
SCHOOL COMMITTEE MEETING**

ITEM NO: IV. Time Scheduled Appointments: MEETING DATE: 11/18/20
B. SHS Student Advisory Committee: Report

BACKGROUND INFORMATION:

Under the Massachusetts Education Reform Act, school districts are required to have a Student Advisory Committee (SAC), consisting of five high school students who are elected by the student body.

The SAC is required to meet with the School Committee during the year to review various issues of concern to the student body. Mr. Todd Bazydlo, Shrewsbury High School (SHS) Principal, will accompany the SAC. The agenda for the SAC report is enclosed.

ACTION RECOMMENDED:

That the School Committee accept the report and take such action as it deems in the best interest of the school system.

STAFF & STUDENTS AVAILABLE FOR PRESENTATION:

Mr. Todd Bazydlo, SHS Principal

Students:

Aabia Hasan, Chairperson

Maxfield Evers

David Lee

Nikhita Ram

Anushka Mukhopadhyay

Student Advisory Committee
Agenda for the School Committee on November 18th, 2020

I. Reopening

The Covid-19 pandemic has shaken the lives of many people, and after a long quarantine, things are beginning to look up. Shrewsbury High School has reopened with strict guidelines and students are excited to be back.

- a) Schedule
- b) Cohort D
- c) Hallway Volume
- d) Lunch

II. Student Life

At SHS, the show must go on, and students are readjusting to sports and extracurriculars. Seniors are taking huge steps and have submitted their first round of college applications.

- a) Athletics
- b) Physical Education and the Arts
- c) College and SCOIR
- d) Senior Privilege

III. Student Awareness

Outside of schoolwork, student minds are occupied by global news and local issues alike.

- a) Civic Matters
- b) Mental Health
- c) Advisory
- d) General Student Views

Thank you for your continuous support of the SAC.

Respectfully submitted,

Aabia Hasan
Chairperson

Maxfield Evers, David Lee, Nikhita Ram, Anushka Mukhopadhyay
SAC Members



**SHREWSBURY PUBLIC SCHOOLS
SCHOOL COMMITTEE MEETING**

ITEM NO: IV. Time Scheduled Appointments: MEETING DATE: 11/18/20
C. Shrewsbury High School 2020 Enrollment and Class Size: Report

BACKGROUND INFORMATION:

Each year the district is required to provide a report on enrollment as of October 1 to the Department of Elementary and Secondary Education. Dr. Sawyer presented an overview of district wide enrollment data at the meeting on November 4th. Tonight, Mr. Bazydlo and Mr. Nevader will present an overview of Shrewsbury High School enrollment and class size by department in the enclosed report.

ACTION RECOMMENDED:

That the School Committee hear the report and take whatever steps it deems necessary in the interests of the Shrewsbury Public Schools.

STAFF AVAILABLE FOR PRESENTATION:

Mr. Todd Bazydlo, Principal, Shrewsbury High School
Mr. Gregory Nevader, Assistant Principal, Shrewsbury High School

Shrewsbury High School

Shrewsbury, MA



Class Size Report 2020-2021

Data based on enrollment numbers as of
October 1, 2020

Shrewsbury High School Class Size Report: October 2020

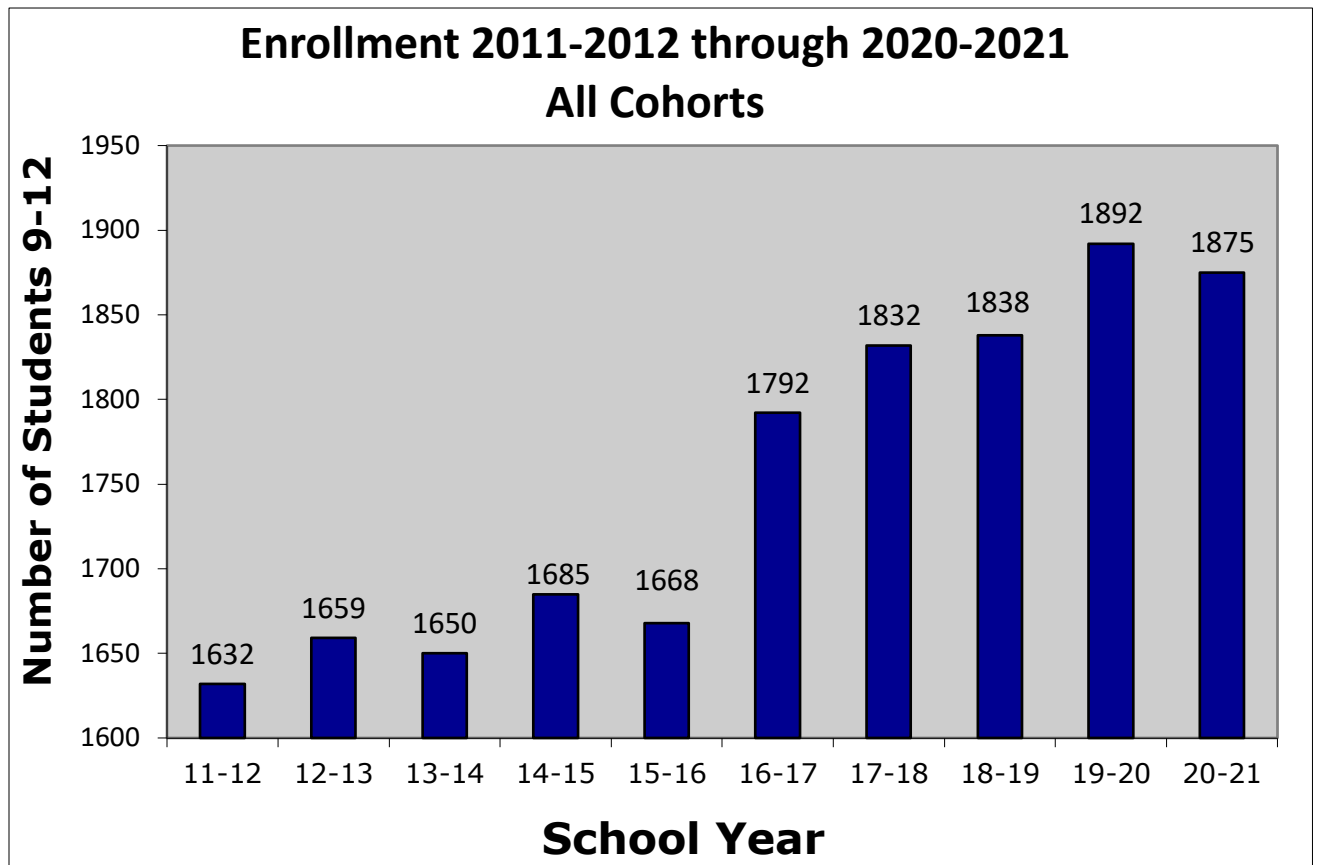
This report is based on data from the week of October 1, 2020. It contains information on class size and student enrollment for the first and second semesters of the 2020 - 2021 school year.

Overall Enrollment

Total high school enrollment (the combination of hybrid and remote students) decreased by 17 students compared to last year but remains as the second-highest enrollment on record. Since the 2011-2012 school year, overall enrollment has increased by 243 students—and in the past six years alone, there has been an increase of 207 students. The charts below show the ten-year enrollment trend for the high school both in the aggregate and by grade.

Override

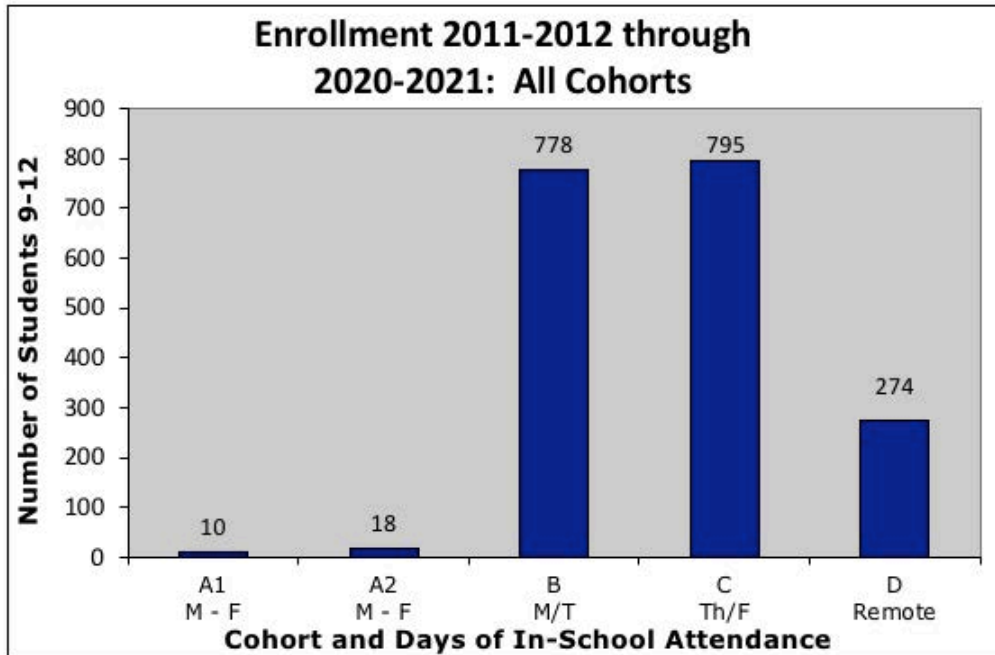
Grade	11-12	12-13	13-14	14-15	15-16	16-17	17-18	18-19	19-20	20-21
9	414	408	420	432	413	513	451	461	470	459
10	414	422	406	423	440	428	513	447	469	480
11	413	417	421	410	412	441	429	501	452	472
12	391	412	403	420	403	410	439	429	501	464
Total	1632	1659	1650	1685	1668	1792	1832	1838	1892	1875



Enrollment by Cohort

As of October 1, 2020, the cohort breakdown at the high school is as follows:

Cohort	# of students
A1	10
A2	18
B	778
C	795
D / Remote	274
Total	1875



Teachers' Classrooms

As the result of concerns related to COVID-19, a concerted effort was made to reduce the frequency of teachers sharing classrooms and traveling around the building. Although it's impossible to completely eliminate the need for traveling teachers, significant progress was made compared to previous year.

	% of teachers in at least 2 different classrooms		% of teachers in 3 or more different classrooms	
	Last Year	2020-21	Last Year	2020-21
English	59%	50%	12%	17%
Foreign Language	36%	21%	7%	7%
Math	89%	67%	6%	6%
Science & Engineering	79%	37%	26%	5%
Social Science	50%	35%	6%	6%
Visual Arts, ELE, ITAMS	85%	54%	31%	8%
Special Education	100%	73%	50%	40%
Overall	75%	48%	21%	12%

FTEs by Department Hybrid and Remote Combined							
Department--All	16-17	17-18	18-19	19-20	20-21 Hybrid	20-21 Remote	20-21 Total
Engineering	2.0	2.0	1.6	1.4	1.0	-	1.0
English	16.4	17.4	17.4	17.4	17.4	2.0	19.4
English Language Education	1.9	2.0	2.0	2.6	2.6	-	2.6
Family & Consumer Science	3.0	3.0	3.0	3.0	3.0	-	3.0
Foreign Language	12.4	13.0	13.2	13.4	12.2	1.4	12.2
Health & Phys. Ed.	9.0	9.0	9.0	9.0	9.0	1.0	10.0
ITAMS	3.4	3.5	3.5	3.6	3.6	-	3.6
Math	16.8	16.8	17.8	18.4	17.4	2.0	19.4
Performing Arts	2.9	2.9	2.9	3.3	3.3	-	3.3
Science	16.6	17.0	17.4	18.0	17.4	2.0	19.4
Social Science	15.4	16.4	16.4	16.4	16.4	2.0	18.4
Special Education	n/a	n/a	n/a	n/a	n/a	1.6	1.6
Special Programs (VHS)	0.1	0.1	0.1	0.1	0.2	0.2	.4
Visual Art	4.3	4.3	4.3	4.3	4.2	-	4.2
Elective Programming	0.0	0.0	0.0	0.0	0.0	0.6	0.6
Total FTE	104.2	107.4	108.6	110.9	107.7	12.8	120.5
9 - 12 Enrollment	1792	1832	1838	1892	1601	274	1875

FTEs by <u>Academic</u> Department: Hybrid Only							
Department--All	16-17	17-18	18-19	19-20	20-21	1-Year Diff.	5-Year Diff.
English	16.4	17.4	17.4	17.4	17.4	-	+1.0
Social Science	15.4	16.4	16.4	16.4	16.4	-	+1.0
Math	16.8	16.8	17.8	18.4	17.4	-1.0	+6
Science & Engineering	18.6	19.0	19.0	19.4	18.4	-1.0	-.2
Foreign Language	12.4	13.0	13.2	13.4	12.2	-1.2	-.2
Academic FTEs Total	79.6	82.6	83.8	85.0	81.8	-3.2	+2.2
9 - 12 Enrollment	1792	1832	1838	1892	1601		
Average Academic Student-to-Teacher Ratio	22.5	22.2	21.9	22.2	19.6		

Class Enrollment--Hybrid

Despite the decrease in overall hybrid enrollment, there has been an uptick in the number of sections considered over-enrolled most noticeably in Science as well as Social Science. The added requirement to keep classrooms balanced because of social distancing guidelines has contributed to this increase.

Department	# sections at 27 or more students					% of over-enrolled classes				
	16-17	17-18	18-19	19-20	20-21	16-17	17-18	18-19	19-20	20-21
English	3	0	1	0	1	4%	0%	1%	0%	1%
For. Lang.	5	4	2	2	2	8%	6%	3%	3%	3%
Math	6	17	9	2	1	8%	20%	10%	2%	1%
Science/Eng	5*	7*	1*	0*	13*	7%	7%	1%	0%	13%
Social Science	14	0	4	4	7	21%	0%	4%	4%	8%
TOTALS	33	28	17	8	24	10%	6%	4%	2%	6%

*As a result of National Lab Standards, science courses are considered over-enrolled with more than 24 students in the class.

More specifically, the following charts indicate the percentage of classes at the high school with an average class size in the following categories (includes all departments except Special Education):

Average Class Size # of students:	2019-2020	2020-2021
20 students or less	37%	84%
21 – 22 students	19%	6%
23 – 24 students	27%	6%
25 – 26 students	15%	3%
27 or more students	2%	1%

The noticeable reduction in average class size applies to both core subjects as well as to electives. Sixty-seven percent (67%) of classes in the core subject areas of English, Math, Science & Engineering, Social Science, and Foreign Language have an average class size of twenty (20) or fewer students:

Department	# sections in each department					% of sections in each department				
	Class Size					Class Size				
	<=20	21-22	23-24	25-26	>=27	<=20	21-22	23-24	25-26	>=27
English	72	7	8	0	1	82%	8%	9%	0%	1%
For. Lang.	31	8	14	6	2	51%	13%	23%	10%	3%
Math	54	11	14	7	1	62%	13%	16%	8%	1%
Science/Eng	74	11	7	6	0	76%	11%	7%	6%	0%
Social Science	56	11	15	5	5	61%	12%	16%	5%	5%
TOTALS	287	48	58	24	9	67%	11%	14%	6%	2%

Average Class Size by Department

Average Class Size by Department: Hybrid Program 2016-17 through 2020-21					
Department	16-17	17-18	18-19	19-20	20-21
Engineering	20.5	17.5	17.8	18.6	18.9
English	21.2	20.5	20.6	21.2	17.8
English Language Learners	11.1	11.6	9.0	9.5	9.2
Family & Consumer Science	22.5	21.0	17.8	20.1	20.4
Foreign Language	20.3	20.7	19.0	19.5	18.6
Health	27.5	27.3	26.6	23.9	10.3
Instructional Technology	12.0	9.6	10.2	12.8	13.2
Mathematics	22.3	22.3	21.6	21.1	18.8
Performing Arts	24.6	24.9	23.6	24.6	17.8
Physical Education	24.8	27.3	27.2	28.3	13.5
Science	21.4	21.3	20.9	20.4	17.6
Social Sciences	24.5	21.9	22.6	22.7	19.5
Visual Arts	17.9	16.5	14.8	15.6	11.6

Enrollment in Each Department: Hybrid Program 2016-17 through 2020-21					
Department	16-17	17-18	18-19	19-20	20-21
Engineering	267	228	196	167	132
English	1762	1808	1813	1866	1563
English Language Learners	111	116	90	124	120
Family & Consumer Science	629	567	515	582	592
Foreign Language—TOTAL	1261	1315	1271	1307	1132
*French	292	315	318	351	285
*Latin	142	167	183	175	131
*Mandarin Chinese	89	102	93	83	55
*Spanish	738	732	677	698	661
Health	1375	1390	1410	1411	1198
Instructional Technology	315	297	316	370	316
Mathematics	1870	1874	1926	1945	1633
Performing Arts--TOTAL	467	497	496	565	410
*Instrumental	225	267	313	378	270
*Theatre Arts	95	79	52	38	31
*Vocal	147	151	131	149	109
Physical Education	3536	3609	3642	3741	3152
Science	1796	1942	1944	1954	1640
Social Sciences	1963	2038	2098	2155	1791
Visual Arts	716	660	606	655	454

Significant Impact on Student Registrations

Two factors have significantly impacted the amount of time spent by school counselors to “register” students for their chosen program (hybrid or remote):

- 1) New student registrations.
- 2) The state requirement that allows students to switch cohorts throughout the school year.

Each of these items are described in more detail below:

New Student Registrations

From July 1st through October 1st, 2020, seventy-seven (77) students have enrolled at Shrewsbury High School. This population continues to influence the demand for certain courses resulting in a relatively significant impact on FTEs for certain departments. These seventy-seven students came to Shrewsbury from the following locations:

- 49 from within Massachusetts
- 10 from states other than Massachusetts including:
 - Connecticut
 - Illinois
 - New Jersey
 - Florida
 - New Hampshire
 - Rhode Island
- 13 from countries other than the United States including:
 - Brazil
 - Philippines
 - Spain
 - Costa Rica
 - Puerto Rico
 - United Arab Emirates

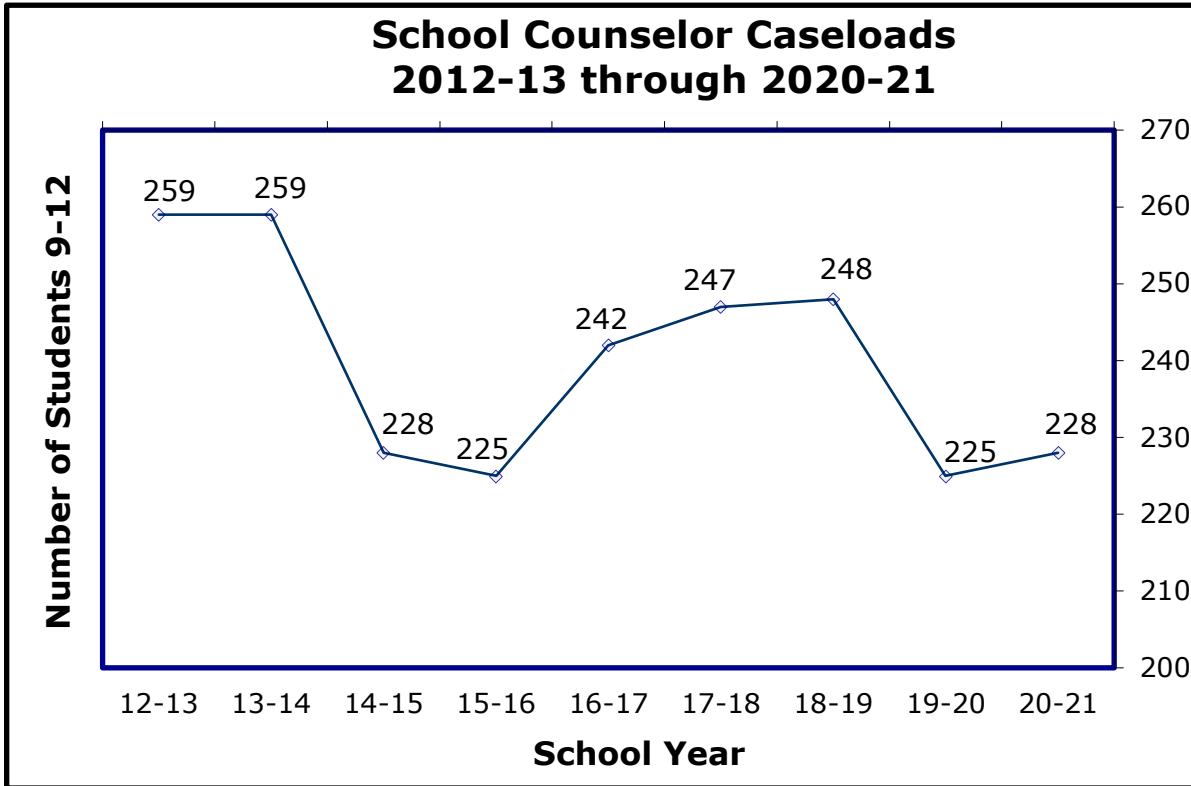
Cohort Changes

- Prior to the start of school: In addition to the 77 new students who enrolled at the high school, the option allowing students to switch cohorts throughout the school year caused a significant increase in the amount of time spent on “registering” students. In the three days prior to the district’s deadline for families to select between the hybrid program or the remote program, one hundred four (104) students switched their selection from remote to hybrid—and similarly to students registering at SHS for the first time, schedules for each of these students needed to be manually created. To complicate matters, additional factors that were previously insignificant—such as which cohort a student would be assigned to or how many students could safely fit into a classroom based on the state’s social distancing guidelines—became critical components of the student registration process. Consequently, the process of registering students for their classes was—and continues to be—a very cumbersome and time-consuming process.
- During the School Year: since the start of school, a total of fifty (50) students have changed cohorts:
 - Twenty-three students (23) have switched from hybrid to remote.
 - Twenty-seven students (27) have switched from remote to hybrid.The process for a student to change cohorts is similar to that of a new student registering.

As a result of these factors, school counselors have “registered” a total of 231 students—a number that exceeds total students registrations for the previous four years combined.

School Counseling Caseloads

As a result of the registration process outlined above, the creation of a master schedule for Cohort D, and the need to oversee the VHS program for Cohort D, the Director of School Counseling’s responsibilities have shifted away from being assigned a caseload of students (.4 FTEs to .1 FTEs). The net result—despite a decrease in total enrollment—is an increase in the average caseload of school counselors from 225 last year to 228 this year.



Teacher Caseloads

The vast majority of SHS teachers in the hybrid model are responsible for a caseload of between 80 and 100 students (class size average is 16 - 20 students per section), a significant improvement compared to the last several years. For the first time in over a decade, a majority of teachers at SHS have an average caseload within School Committee guidelines of 18-20 students.

	Current Year									
Teachers' Caseload: Average Class Size	2016 – 2017		2017 – 2018		2018 - 2019		2019 - 2020		2020 - 2021	
< 18.1	16%	38%	15%	29%	12%	35%	22%	36%	56%	80%
18.1 – 20.0	22%		14%		23%		14%	24%		
20.1 – 22.0	36%	62%	32%	71%	28%	65%	29%	64%	12%	20%
> 22.0	26%		39%		37%		35%	8%		

Remote Program / Cohort D

The requirement to offer students an all-remote program as the result of the pandemic has mirrored that of establishing a new school while utilizing third-party platforms. This process required an elaborate realignment of these third-party platforms with our current student information system.

While students participating in Cohort D remain enrolled in Shrewsbury High School, establishing this program has been an extremely time-consuming and demanding process that was accomplished in a very short amount of time.

- In all, 21 teachers (12.8 FTEs) are associated with Cohort D directly, in addition to one assistant superintendent, the principal, two assistant principals, the director of school counseling, and all school counselors.
- Depending on their subject area, staff were trained in one of four completely different online platforms in which courses were offered—Edgenuity, Middlebury Interactive, Michigan Virtual, and/or VHS.

The creation of a second master schedule was required to accurately reflect students' schedules:

- 275 students were manually enrolled into these programs and then separately enrolled in PowerSchool for the purposes of assigning attendance and grades.
- 131 unique courses were manually created in PowerSchool.
- 207 unique sections were manually created in PowerSchool.

**Class Size Report
2020 - 2021**

Shrewsbury High School
Engineering

October 1, 2020

	FTE	# of Sections	# of Students	Avg. Class Size
Wood	1.0	7	132	18.9
Total	1.0	7	132	18.9

Teacher	Course Name	Term	A1	A2	B	C	Total	Avg. Class Size
Wood	Engineering the Future	FY 20-21	0	0	12	9	21	21.0
Wood	Explore Technology Semester	S1	0	1	8	8	17	
Wood	Explore Technology Semester	S1	0	0	11	7	18	17.5
Wood	Intro to Engineering Design	FY 20-21	0	0	8	12	20	20.0
Wood	Principles of Engineering Hono	FY 20-21	0	0	11	6	17	17.0
Wood	Robotics/Electronics	S2	0	0	11	9	20	
Wood	Robotics/Electronics	S2	0	3	7	9	19	19.5

**Class Size Report
2020 - 2021**

Shrewsbury High School
English

October 1, 2020

	FTE	# of Sections	# of Students	Avg. Class Size
Burnett	1.0	5	75	15.0
Closter	1.0	5	95	19.0
Flores	1.0	5	85	17.0
Geoghegan	1.0	5	101	20.2
Graham	1.0	5	82	16.4
Grimm	1.0	6	97	16.2
Jacobsen	1.0	5	81	16.2
Lawlor	1.0	5	100	20.0
Linsey	1.0	5	97	19.4
MacDonald	1.0	5	79	15.8
Palazzo	1.0	5	96	19.2
Penfield	1.0	5	69	13.8
Roberts	1.0	5	100	20.0
Splaine	1.0	5	100	20.0
Steinberg	1.0	5	93	18.6
Trombley	0.4	2	30	15.0
Winn	1.0	5	99	19.8
Yellin	1.0	5	84	16.8
Total	17.4	88	1563	17.8

	room is close to capacity
	room is at capacity or class is closed

Teacher	Course Name	Term	A1	A2	B	C	Total	Avg. Class Size
MacDonald	English 9B	FY 20-21	0	0	3	5	8	
Burnett	English 9B--co-taught special ed.	FY 20-21	0	0	2	3	5	6.5
MacDonald	English 9A	FY 20-21	0	0	8	10	18	
MacDonald	English 9A	FY 20-21	0	0	5	8	13	
Grimm	English 9A	FY 20-21	0	0	10	8	18	
Grimm	English 9A	FY 20-21	0	0	7	6	13	
Flores	English 9A	FY 20-21	0	0	10	9	19	
Flores	English 9A	FY 20-21	0	0	8	11	19	
Winn	English 9A	FY 20-21	0	0	7	11	18	
Burnett	English 9A--co-taught special ed.	FY 20-21	0	0	10	6	16	
Yellin	English 9A	FY 20-21	0	0	6	8	14	
Yellin	English 9A	FY 20-21	0	0	5	10	15	
Jacobsen	English 9A	FY 20-21	0	0	8	6	14	
Jacobsen	English 9A	FY 20-21	0	0	7	12	19	
Jacobsen	English 9A	FY 20-21	0	0	6	7	13	16.1
Palazzo	English 9 Honors	FY 20-21	0	0	11	9	20	
Palazzo	English 9 Honors	FY 20-21	0	0	8	9	17	
Linsey	English 9 Honors	FY 20-21	0	0	10	7	17	
Linsey	English 9 Honors	FY 20-21	0	0	7	11	18	
Roberts	English 9 Honors	FY 20-21	0	0	6	9	15	
Roberts	English 9 Honors	FY 20-21	0	0	13	11	24	
Geoghegan	English 9 Honors	FY 20-21	0	0	8	11	19	
Geoghegan	English 9 Honors	FY 20-21	0	0	14	14	28	19.8
Penfield	English 10B	FY 20-21	0	0	3	2	5	
Penfield	English 10B	FY 20-21	0	0	3	6	9	7.0
Graham	English 10A	FY 20-21	0	0	7	8	15	

**Class Size Report
2020 - 2021**

Shrewsbury High School
English

October 1, 2020

Teacher	Course Name	Term	A1	A2	B	C	Total	Avg. Class Size
Graham	English 10A	FY 20-21	0	0	13	5	18	18.1
Graham	English 10A	FY 20-21	0	0	9	9	18	
Steinberg	English 10A	FY 20-21	0	1	13	8	22	
Geoghegan	English 10A	FY 20-21	0	0	12	5	17	
Geoghegan	English 10A	FY 20-21	0	0	9	10	19	
Geoghegan	English 10A	FY 20-21	0	0	7	11	18	

Closter	English 10 Honors	FY 20-21	0	0	9	8	17	21.4
Closter	English 10 Honors	FY 20-21	0	0	10	5	15	
Penfield	English 10 Honors	FY 20-21	0	0	14	8	22	
Penfield	English 10 Honors	FY 20-21	0	0	10	7	17	
Steinberg	English 10 Honors	FY 20-21	0	0	8	10	18	
Steinberg	English 10 Honors	FY 20-21	0	0	8	9	17	
Winn	English 10 Honors	FY 20-21	0	0	7	11	18	
Winn	English 10 Honors	FY 20-21	0	0	11	13	24	
Winn	English 10 Honors	FY 20-21	0	0	12	8	20	
Lawlor	English 10 Honors	FY 20-21	0	0	13	11	24	
Lawlor	English 10 Honors	FY 20-21	0	0	13	11	24	
Splaine	English 10 Honors	FY 20-21	0	0	13	10	23	
Splaine	English 10 Honors	FY 20-21	0	0	10	7	17	

Graham	English 11A	FY 20-21	0	0	8	9	17	16.7
Steinberg	English 11A	FY 20-21	0	0	9	6	15	
Steinberg	English 11A	FY 20-21	0	0	9	12	21	
Flores	English 11A	FY 20-21	0	0	7	6	13	
Flores	English 11A	FY 20-21	0	0	7	10	17	
Lawlor	English 11A	FY 20-21	0	0	7	7	14	
Lawlor	English 11A	FY 20-21	0	0	13	7	20	

Graham	English 11 Honors	FY 20-21	0	0	6	8	14	18.0
Flores	English 11 Honors	FY 20-21	0	0	7	10	17	
Lawlor	English 11 Honors	FY 20-21	0	0	13	5	18	
Splaine	English 11 Honors	FY 20-21	0	0	13	7	20	
Splaine	English 11 Honors	FY 20-21	0	0	11	9	20	
Splaine	English 11 Honors	FY 20-21	0	0	10	10	20	
Jacobsen	English 11 Honors	FY 20-21	0	0	8	10	18	
Jacobsen	English 11 Honors	FY 20-21	0	0	8	9	17	

Palazzo	AP English Language	FY 20-21	0	0	11	11	22	19.0
Palazzo	AP English Language	FY 20-21	0	0	6	11	17	
Palazzo	AP English Language	FY 20-21	0	0	11	9	20	
Yellin	AP English Language	FY 20-21	0	0	9	9	18	
Yellin	AP English Language	FY 20-21	0	0	8	9	17	
Yellin	AP English Language	FY 20-21	0	0	11	9	20	

Linsey	English 12A	FY 20-21	0	1	10	13	24	18.5
Linsey	English 12A	FY 20-21	0	0	8	8	16	
Roberts	English 12A	FY 20-21	0	0	14	10	24	
Roberts	English 12A	FY 20-21	0	0	8	9	17	
Trombley	English 12A	FY 20-21	0	0	11	5	16	
Trombley	English 12A	FY 20-21	0	0	6	8	14	

Closter	English 12 Honors	FY 20-21	0	0	6	14	20	
Closter	English 12 Honors	FY 20-21	0	0	8	14	22	
MacDonald	English 12 Honors	FY 20-21	0	0	10	7	17	
MacDonald	English 12 Honors	FY 20-21	0	0	9	14	23	
Grimm	English 12 Honors	FY 20-21	0	0	5	13	18	

**Class Size Report
2020 - 2021**

Shrewsbury High School
English

October 1, 2020

Teacher	Course Name	Term	A1	A2	B	C	Total	Avg. Class Size
Grimm	English 12 Honors	FY 20-21	0	0	8	9	17	
Linsey	English 12 Honors	FY 20-21	0	0	8	14	22	
Winn	English 12 Honors	FY 20-21	0	0	14	5	19	
Burnett	English 12 Honors	FY 20-21	0	0	8	10	18	
Burnett	English 12 Honors	FY 20-21	0	0	11	6	17	
Burnett	English 12 Honors	FY 20-21	0	0	11	8	19	
Roberts	English 12 Honors	FY 20-21	0	0	6	14	20	19.3
Closter	AP English Literature	FY 20-21	0	0	12	9	21	
Penfield	AP English Literature	FY 20-21	0	0	13	3	16	18.5
Grimm	Creative Writing A/H	S1	0	0	12	7	19	19.0
Grimm	Intro to World Mythology A/H	S2	0	0	5	7	12	12.0

**These classes are offered at combined levels.

**Class Size Report
2020 - 2021**

Shrewsbury High School
English Language Learner

October 1, 2020

	FTE	# of Sections	# of Students	Avg. Class Size
Berkeley	1.0	5	57	11.4
Cataldo	0.6	3	22	7.3
Nattinville	1.0	5	41	8.2
Total	2.6	13	120	9.2

	room is close to capacity
	room is at capacity or class is closed

Teacher	Course Name	Term	A1	A2	B	C	Total	Avg. Class Size
Cataldo	ELE Am. Culture & History 1A & 1B	FY 20-21	0	0	0	6	6	6.0
Cataldo	ELE Am. Culture & History 2A & 2B	FY 20-21	0	0	0	13	13	13.0
Cataldo	ELE English 1A & 1B	FY 20-21	0	0	0	3	3	3.0
Nattinville	ELE English 2A & 2B	FY 20-21	0	0	0	3	3	3.0
Nattinville	ELE English 3A & 3B	FY 20-21	0	0	0	12	12	12.0
Nattinville	ELE English 4A & 4B	FY 20-21	0	0	0	8	8	8.0
Berkeley	ELE Academic Support	FY 20-21	0	0	0	11	11	
Berkeley	ELE Academic Support	FY 20-21	0	0	0	10	10	
Nattinville	ELE Academic Support	FY 20-21	0	0	0	11	11	
Nattinville	ELE Academic Support	FY 20-21	0	0	0	7	7	9.8
Berkeley	Algebra & Geometry I--co-taught	FY 20-21	0	0	4	12	16	16.0
Berkeley	Algebra & Geometry II	FY 20-21	0	0	0	7	7	7.0
Berkeley	Biology	FY 20-21	0	0	0	13	13	13.0

**Class Size Report
2020 - 2021**

Shrewsbury High School
Family Consumer Science

October 1, 2020

	FTE	# of Sections	# of Students	Avg. Class Size
Campo	1.0	10	215	21.5
D'Errico	1.0	9	157	17.4
LeMay	1.0	10	220	22.0
Total	3.0	29	592	20.4

	room is close to capacity
	room is at capacity or class is closed

Teacher	Course Name	Term	A1	A2	B	C	Total	Avg. Class Size
D'Errico	Child Development I	S1	0	0	10	6	16	
D'Errico	Child Development I	S1	0	1	11	5	17	
D'Errico	Child Development I	S2	0	0	11	8	19	
D'Errico	Child Development I	S2	0	0	10	9	19	17.8
D'Errico	Child Development II	S1	0	0	11	3	14	
D'Errico	Child Development II	S2	0	0	10	8	18	16.0
D'Errico	**Early Childhood Education	FY 20-21	0	0	5	7	12	12.0
LeMay	Interior Design	S1	0	0	13	10	23	
LeMay	Interior Design	S2	0	0	10	12	22	22.5
D'Errico	Focus on Foods	S1	0	0	9	13	22	
D'Errico	Focus on Foods	S2	0	0	13	7	20	
Campo	Focus on Foods	S2	0	0	12	10	22	
Campo	Focus on Foods	S1	0	0	13	8	21	
Campo	Focus on Foods	S2	0	0	8	11	19	
LeMay	Focus on Foods	S1	0	0	12	12	24	
LeMay	Focus on Foods	S1	0	1	8	13	22	
LeMay	Focus on Foods	S2	0	0	9	10	19	
LeMay	Focus on Foods	S2	0	0	9	12	21	
LeMay	Focus on Foods	S1	0	1	12	9	22	21.2
Campo	Foods of the World	S2	0	0	6	13	19	
LeMay	Foods of the World	S1	0	1	7	13	21	
LeMay	Foods of the World	S2	1	0	12	12	25	
LeMay	Foods of the World	S2	0	0	12	9	21	21.5
Campo	Baking and Pastry Arts	S1	0	0	10	11	21	
Campo	Baking and Pastry Arts	S1	0	0	12	11	23	
Campo	Baking and Pastry Arts	S2	0	0	11	12	23	
Campo	Baking and Pastry Arts	S1	0	1	11	12	24	
Campo	Baking and Pastry Arts	S1	0	0	12	10	22	
Campo	Baking and Pastry Arts	S2	0	0	9	12	21	22.3

**Class Size Report
2020 - 2021**

Shrewsbury High School
Foreign Language

October 1, 2020

	FTE	# of Sections	# of Students	Avg. Class Size
SPANISH:				
Almeida	0.2	1	23	23.0
Babigian	1.0	5	98	19.6
Bisbee	1.0	5	111	22.2
Clune	1.0	5	116	23.2
Del Toro-Cournoyer	1.0	5	108	21.6
Montalvo	1.0	5	113	22.6
Sooy	1.0	5	92	18.4
Total Spanish:	6.2	31	661	21.3

FRENCH:				
Duffy	0.8	4	72	18.0
Leger	1.0	5	102	20.4
Plourde	1.0	5	75	15.0
Posiadala	0.6	3	36	12.0
Total French:	3.4	17	285	16.8

LATIN:				
Bellemer	0.6 (+.4 remote)	3	50	16.7
Thompson	1.0	5	81	16.2
Total Latin:	1.6	8	131	16.4

MANDARIN CHINESE:				
Yeh	1	5	55	11.0
Total Mandarin:	1.0	5	55	11.0

Total Foreign Language	12.2	61.0	1132	18.6
-------------------------------	-------------	-------------	-------------	-------------

 room is close to capacity
 room is at capacity or class is closed

Teacher	Course Name	Term	A1	A2	B	C	Total	Avg. Class Size
Clune	Spanish I	FY 20-21	0	0	13	14	27	
Clune	Spanish I	FY 20-21	0	0	12	9	21	24.0
Sooy	Accelerated Spanish I	FY 20-21	0	0	10	9	19	
Sooy	Accelerated Spanish I	FY 20-21	0	0	9	8	17	
Clune	Accelerated Spanish I	FY 20-21	0	0	8	10	18	18.0
Sooy	Spanish II	FY 20-21	0	0	10	13	23	
Sooy	Spanish II	FY 20-21	0	0	14	10	24	
Bisbee	Spanish II	FY 20-21	0	0	13	12	25	
Bisbee	Spanish II	FY 20-21	0	0	10	13	23	
Clune	Spanish II	FY 20-21	0	0	13	13	26	
Clune	Spanish II	FY 20-21	0	0	10	14	24	24.2
Babigian	Spanish II Honors	FY 20-21	0	0	12	4	16	
Montalvo	Spanish II Honors	FY 20-21	0	0	7	9	16	
Montalvo	Spanish II Honors	FY 20-21	0	0	8	14	22	18.0
Sooy	Spanish II Language & Culture	FY 20-21	0	0	2	7	9	

**Class Size Report
2020 - 2021**

Shrewsbury High School
Foreign Language

October 1, 2020

Teacher	Course Name	Term	A1	A2	B	C	Total	Avg. Class Size
Bisbee	Spanish II Language & Culture	FY 20-21	0	0	9	5	14	11.5
Bisbee	Spanish III	FY 20-21	0	0	14	12	26	
Bisbee	Spanish III	FY 20-21	0	0	14	9	23	
Babigian	Spanish III	FY 20-21	0	0	13	10	23	
Babigian	Spanish III	FY 20-21	0	0	10	14	24	
Babigian	Spanish III	FY 20-21	0	0	14	7	21	
Montalvo	Spanish III	FY 20-21	0	0	14	10	24	
Montalvo	Spanish III	FY 20-21	0	0	14	13	27	24.0
Almeida	Spanish III Honors	FY 20-21	0	0	11	12	23	23.0
Del Toro-Cournoyer	Spanish IV	FY 20-21	0	0	13	10	23	
Del Toro-Cournoyer	Spanish IV	FY 20-21	0	0	13	12	25	
Del Toro-Cournoyer	Spanish IV	FY 20-21	0	0	12	14	26	
Montalvo	Spanish IV	FY 20-21	0	0	14	10	24	24.5
Del Toro-Cournoyer	Spanish IV Honors	FY 20-21	0	0	11	10	21	21.0
Babigian	**Spanish V & V Honors	FY 20-21	0	0	7	7	14	14.0
Del Toro-Cournoyer	AP Spanish Language	FY 20-21	0	0	6	7	13	13.0
Leger	Accelerated French I	FY 20-21	0	0	7	1	8	8.0
Posiadala	French I	FY 20-21	0	0	3	3	6	6.0
Posiadala	French II	FY 20-21	0	0	9	6	15	
Posiadala	French II	FY 20-21	0	0	7	8	15	
Duffy	French II	FY 20-21	0	0	7	7	14	14.7
Leger	French II Honors	FY 20-21	0	0	14	9	23	
Leger	French II Honors	FY 20-21	0	0	11	14	25	24.0
Leger	French III	FY 20-21	0	0	11	11	22	
Leger	French III	FY 20-21	0	0	14	10	24	23.0
Duffy	French III Honors	FY 20-21	0	0	12	10	22	
Duffy	French III Honors	FY 20-21	0	0	13	9	22	22.0
Plourde	French IV	FY 20-21	0	0	9	10	19	
Plourde	French IV	FY 20-21	0	0	12	7	19	19.0
Plourde	French IV Honors	FY 20-21	0	0	7	4	11	
Plourde	French IV Honors	FY 20-21	0	0	3	10	13	12.0
Duffy	**French V & V Honors	FY 20-21	0	0	8	6	14	14.0
Plourde	AP French Language	FY 20-21	0	0	8	5	13	13.0
Bellemer	Latin I	FY 20-21	0	0	10	11	21	21.0
Thompson	**Latin II & II Honors	FY 20-21	0	0	9	8	17	
Thompson	**Latin II & II Honors	FY 20-21	0	0	7	8	15	
Thompson	**Latin II & II Honors	FY 20-21	0	0	10	14	24	18.7
Bellemer	**Latin III & III Honors	FY 20-21	0	0	7	7	14	
Bellemer	**Latin III & III Honors	FY 20-21	0	0	7	8	15	14.5

**Class Size Report
2020 - 2021**

Shrewsbury High School
Foreign Language

October 1, 2020

Teacher	Course Name	Term	A1	A2	B	C	Total	Avg. Class Size
Thompson	Latin IV Honors	FY 20-21	0	0	6	9	15	15.0
Thompson	**AP Latin & Latin V Honors	FY 20-21	0	0	7	3	10	10.0
Yeh	**Mandarin Chinese II & II Honors	FY 20-21	0	0	5	5	10	10.0
Yeh	**Mandarin Chinese III & III Honors	FY 20-21	0	0	3	7	10	
Yeh	**Mandarin Chinese III & III Honors	FY 20-21	0	0	5	4	9	9.5
Yeh	**Mandarin Chinese IV & IV Honors	FY 20-21	0	0	4	10	14	14.0
Yeh	AP Chinese Language & Culture	FY 20-21	0	0	7	5	12	12.0

**These classes are offered at combined levels.

**Class Size Report
2020 - 2021**

Shrewsbury High School
Health and Physical Education

October 1, 2020

Physical Education	FTE	# of Sections	# of Students	Avg. Class Size
Burke	1.0	34	459	13.5
Butterfield	1.0	40	537	13.4
Gustafson	1.0	40	548	13.7
Raczewski	1.0	40	529	13.2
Toti	1.0	40	539	13.5
Wheeler	1.0	40	540	13.5
Total	6.0	234	3152	13.5

Health	FTE	# of Sections	# of Students	Avg. Class Size
Burtnyk	1.0	37	402	10.9
Ferris	1.0	39	408	10.5
Morin	1.0	40	388	9.7
Total	3.0	116	1198	10.3

	room is close to capacity
	room is at capacity or class is closed

Teacher	Course Name	Term	A1	A2	B	C	Total	Avg. Class Size
Burke	Adaptive PE & PE Foundations	S1	3	1	3	4	11	
Burke	Adaptive PE & PE Foundations	S2	4	1	0	8	13	12.0

Burke	Phys Ed 9-12: Day 1	S1	0	0	14	0	14	
Burke	Phys Ed 9-12: Day 1	S1	0	0	14	0	14	
Burke	Phys Ed 9-12: Day 1	S1	0	0	14	0	14	
Burke	Phys Ed 9-12: Day 1	S1	0	0	18	0	18	
Butterfield	Phys Ed 9-12: Day 1	S1	0	0	10	0	10	
Butterfield	Phys Ed 9-12: Day 1	S1	0	0	12	0	12	
Butterfield	Phys Ed 9-12: Day 1	S1	0	0	13	0	13	
Butterfield	Phys Ed 9-12: Day 1	S1	0	0	16	0	16	
Butterfield	Phys Ed 9-12: Day 1	S1	0	1	16	0	17	
Gustafson	Phys Ed 9-12: Day 1	S1	0	0	12	0	12	
Gustafson	Phys Ed 9-12: Day 1	S1	0	0	13	0	13	
Gustafson	Phys Ed 9-12: Day 1	S1	0	0	14	0	14	
Gustafson	Phys Ed 9-12: Day 1	S1	0	0	15	0	15	
Gustafson	Phys Ed 9-12: Day 1	S1	0	0	17	0	17	
Raczewski	Phys Ed 9-12: Day 1	S1	0	0	10	0	10	
Raczewski	Phys Ed 9-12: Day 1	S1	0	0	11	0	11	
Raczewski	Phys Ed 9-12: Day 1	S1	0	0	12	0	12	
Raczewski	Phys Ed 9-12: Day 1	S1	0	0	14	0	14	
Raczewski	Phys Ed 9-12: Day 1	S1	0	1	14	0	15	
Toti	Phys Ed 9-12: Day 1	S1	0	0	10	1	11	
Toti	Phys Ed 9-12: Day 1	S1	0	0	12	0	12	
Toti	Phys Ed 9-12: Day 1	S1	0	0	13	0	13	
Toti	Phys Ed 9-12: Day 1	S1	0	1	15	0	16	
Toti	Phys Ed 9-12: Day 1	S1	0	0	17	0	17	
Wheeler	Phys Ed 9-12: Day 1	S1	0	0	11	0	11	
Wheeler	Phys Ed 9-12: Day 1	S1	0	0	13	0	13	
Wheeler	Phys Ed 9-12: Day 1	S1	0	0	14	0	14	
Wheeler	Phys Ed 9-12: Day 1	S1	0	0	17	0	17	
Wheeler	Phys Ed 9-12: Day 1	S1	1	0	16	0	17	
Burke	Phys Ed 9-12: Day 2	S1	0	0	11	0	11	
Burke	Phys Ed 9-12: Day 2	S1	0	0	12	0	12	
Burke	Phys Ed 9-12: Day 2	S1	0	0	15	0	15	
Burke	Phys Ed 9-12: Day 2	S1	0	0	17	0	17	

**Class Size Report
2020 - 2021**

Shrewsbury High School
Health and Physical Education

October 1, 2020

Teacher	Course Name	Term	A1	A2	B	C	Total	Avg. Class Size
Butterfield	Phys Ed 9-12: Day 2	S1	0	0	10	0	10	
Butterfield	Phys Ed 9-12: Day 2	S1	0	0	10	0	10	
Butterfield	Phys Ed 9-12: Day 2	S1	0	0	13	0	13	
Butterfield	Phys Ed 9-12: Day 2	S1	0	0	16	0	16	
Butterfield	Phys Ed 9-12: Day 2	S1	0	0	16	0	16	
Gustafson	Phys Ed 9-12: Day 2	S1	0	1	9	0	10	
Gustafson	Phys Ed 9-12: Day 2	S1	0	0	12	0	12	
Gustafson	Phys Ed 9-12: Day 2	S1	0	0	13	0	13	
Gustafson	Phys Ed 9-12: Day 2	S1	0	1	14	0	15	
Gustafson	Phys Ed 9-12: Day 2	S1	0	1	16	0	17	
Raczewski	Phys Ed 9-12: Day 2	S1	0	0	9	0	9	
Raczewski	Phys Ed 9-12: Day 2	S1	0	0	10	0	10	
Raczewski	Phys Ed 9-12: Day 2	S1	0	0	12	0	12	
Raczewski	Phys Ed 9-12: Day 2	S1	0	0	12	0	12	
Raczewski	Phys Ed 9-12: Day 2	S1	0	1	14	0	15	
Toti	Phys Ed 9-12: Day 2	S1	0	0	9	0	9	
Toti	Phys Ed 9-12: Day 2	S1	0	0	12	0	12	
Toti	Phys Ed 9-12: Day 2	S1	0	0	14	0	14	
Toti	Phys Ed 9-12: Day 2	S1	0	1	15	0	16	
Toti	Phys Ed 9-12: Day 2	S1	0	0	17	0	17	
Wheeler	Phys Ed 9-12: Day 2	S1	0	0	9	0	9	
Wheeler	Phys Ed 9-12: Day 2	S1	0	0	9	0	9	
Wheeler	Phys Ed 9-12: Day 2	S1	0	0	12	0	12	
Wheeler	Phys Ed 9-12: Day 2	S1	0	1	15	0	16	
Wheeler	Phys Ed 9-12: Day 2	S1	0	0	16	0	16	
Burke	Phys Ed 9-12: Day 4	S1	0	0	0	10	10	
Burke	Phys Ed 9-12: Day 4	S1	0	0	0	14	14	
Burke	Phys Ed 9-12: Day 4	S1	0	0	0	14	14	
Burke	Phys Ed 9-12: Day 4	S1	0	1	0	17	18	
Butterfield	Phys Ed 9-12: Day 4	S1	0	0	0	11	11	
Butterfield	Phys Ed 9-12: Day 4	S1	0	0	0	13	13	
Butterfield	Phys Ed 9-12: Day 4	S1	0	0	0	13	13	
Butterfield	Phys Ed 9-12: Day 4	S1	0	0	0	14	14	
Butterfield	Phys Ed 9-12: Day 4	S1	0	0	0	15	15	
Gustafson	Phys Ed 9-12: Day 4	S1	0	1	0	12	13	
Gustafson	Phys Ed 9-12: Day 4	S1	0	1	0	12	13	
Gustafson	Phys Ed 9-12: Day 4	S1	0	0	0	13	13	
Gustafson	Phys Ed 9-12: Day 4	S1	0	0	0	14	14	
Gustafson	Phys Ed 9-12: Day 4	S1	0	0	0	16	16	
Raczewski	Phys Ed 9-12: Day 4	S1	0	1	0	9	10	
Raczewski	Phys Ed 9-12: Day 4	S1	0	0	0	10	10	
Raczewski	Phys Ed 9-12: Day 4	S1	0	0	0	13	13	
Raczewski	Phys Ed 9-12: Day 4	S1	0	0	0	13	13	
Raczewski	Phys Ed 9-12: Day 4	S1	0	0	0	16	16	
Toti	Phys Ed 9-12: Day 4	S1	0	0	0	10	10	
Toti	Phys Ed 9-12: Day 4	S1	0	0	0	12	12	
Toti	Phys Ed 9-12: Day 4	S1	0	1	0	13	14	
Toti	Phys Ed 9-12: Day 4	S1	0	0	0	15	15	
Toti	Phys Ed 9-12: Day 4	S1	0	0	0	15	15	
Wheeler	Phys Ed 9-12: Day 4	S1	0	0	0	10	10	
Wheeler	Phys Ed 9-12: Day 4	S1	0	0	0	11	11	
Wheeler	Phys Ed 9-12: Day 4	S1	0	0	0	13	13	
Wheeler	Phys Ed 9-12: Day 4	S1	0	0	0	16	16	
Wheeler	Phys Ed 9-12: Day 4	S1	0	1	0	16	17	
Burke	Phys Ed 9-12: Day 5	S1	0	0	0	10	10	
Burke	Phys Ed 9-12: Day 5	S1	0	0	0	13	13	
Burke	Phys Ed 9-12: Day 5	S1	0	0	0	15	15	
Burke	Phys Ed 9-12: Day 5	S1	0	0	0	17	17	
Butterfield	Phys Ed 9-12: Day 5	S1	0	0	0	11	11	

**Class Size Report
2020 - 2021**

Shrewsbury High School
Health and Physical Education

October 1, 2020

Teacher	Course Name	Term	A1	A2	B	C	Total	Avg. Class Size
Butterfield	Phys Ed 9-12: Day 5	S1	0	0	0	11	11	
Butterfield	Phys Ed 9-12: Day 5	S1	0	0	0	14	14	
Butterfield	Phys Ed 9-12: Day 5	S1	0	0	0	15	15	
Butterfield	Phys Ed 9-12: Day 5	S1	0	1	0	15	16	
Gustafson	Phys Ed 9-12: Day 5	S1	0	0	0	12	12	
Gustafson	Phys Ed 9-12: Day 5	S1	0	0	0	14	14	
Gustafson	Phys Ed 9-12: Day 5	S1	0	0	0	14	14	
Gustafson	Phys Ed 9-12: Day 5	S1	0	0	0	15	15	
Gustafson	Phys Ed 9-12: Day 5	S1	0	0	0	16	16	
Raczelowski	Phys Ed 9-12: Day 5	S1	0	0	0	11	11	
Raczelowski	Phys Ed 9-12: Day 5	S1	0	0	0	12	12	
Raczelowski	Phys Ed 9-12: Day 5	S1	0	0	0	13	13	
Raczelowski	Phys Ed 9-12: Day 5	S1	0	0	0	15	15	
Raczelowski	Phys Ed 9-12: Day 5	S1	0	0	0	16	16	
Toti	Phys Ed 9-12: Day 5	S1	0	0	0	11	11	
Toti	Phys Ed 9-12: Day 5	S1	0	0	0	13	13	
Toti	Phys Ed 9-12: Day 5	S1	0	0	0	15	15	
Toti	Phys Ed 9-12: Day 5	S1	0	0	0	15	15	
Toti	Phys Ed 9-12: Day 5	S1	0	0	0	15	15	
Wheeler	Phys Ed 9-12: Day 5	S1	0	0	0	11	11	
Wheeler	Phys Ed 9-12: Day 5	S1	0	0	0	12	12	
Wheeler	Phys Ed 9-12: Day 5	S1	0	0	0	13	13	
Wheeler	Phys Ed 9-12: Day 5	S1	0	0	0	15	15	
Wheeler	Phys Ed 9-12: Day 5	S1	0	0	0	16	16	
Burke	Phys Ed 9-12: Day 1	S2	0	0	11	0	11	
Burke	Phys Ed 9-12: Day 1	S2	0	0	12	0	12	
Burke	Phys Ed 9-12: Day 1	S2	0	0	13	0	13	
Burke	Phys Ed 9-12: Day 1	S2	0	0	17	0	17	
Butterfield	Phys Ed 9-12: Day 1	S2	0	0	12	0	12	
Butterfield	Phys Ed 9-12: Day 1	S2	0	0	13	0	13	
Butterfield	Phys Ed 9-12: Day 1	S2	0	0	13	0	13	
Butterfield	Phys Ed 9-12: Day 1	S2	0	0	14	0	14	
Butterfield	Phys Ed 9-12: Day 1	S2	0	1	15	0	16	
Gustafson	Phys Ed 9-12: Day 1	S2	0	0	12	0	12	
Gustafson	Phys Ed 9-12: Day 1	S2	0	0	13	0	13	
Gustafson	Phys Ed 9-12: Day 1	S2	0	0	14	0	14	
Gustafson	Phys Ed 9-12: Day 1	S2	0	1	15	0	16	
Gustafson	Phys Ed 9-12: Day 1	S2	1	0	15	0	16	
Raczelowski	Phys Ed 9-12: Day 1	S2	0	0	9	1	10	
Raczelowski	Phys Ed 9-12: Day 1	S2	0	0	13	0	13	
Raczelowski	Phys Ed 9-12: Day 1	S2	0	0	14	0	14	
Raczelowski	Phys Ed 9-12: Day 1	S2	0	0	16	0	16	
Raczelowski	Phys Ed 9-12: Day 1	S2	0	0	18	0	18	
Toti	Phys Ed 9-12: Day 1	S2	0	0	12	0	12	
Toti	Phys Ed 9-12: Day 1	S2	0	0	12	0	12	
Toti	Phys Ed 9-12: Day 1	S2	0	0	13	0	13	
Toti	Phys Ed 9-12: Day 1	S2	0	0	16	0	16	
Toti	Phys Ed 9-12: Day 1	S2	0	0	16	0	16	
Wheeler	Phys Ed 9-12: Day 1	S2	0	0	9	0	9	
Wheeler	Phys Ed 9-12: Day 1	S2	0	0	12	0	12	
Wheeler	Phys Ed 9-12: Day 1	S2	0	0	14	0	14	
Wheeler	Phys Ed 9-12: Day 1	S2	0	0	15	0	15	
Wheeler	Phys Ed 9-12: Day 1	S2	0	1	17	0	18	
Burke	Phys Ed 9-12: Day 2	S2	0	0	11	0	11	
Burke	Phys Ed 9-12: Day 2	S2	0	0	12	0	12	
Burke	Phys Ed 9-12: Day 2	S2	0	0	13	0	13	
Burke	Phys Ed 9-12: Day 2	S2	0	1	14	0	15	
Butterfield	Phys Ed 9-12: Day 2	S2	0	0	12	0	12	
Butterfield	Phys Ed 9-12: Day 2	S2	0	0	13	0	13	

**Class Size Report
2020 - 2021**

Shrewsbury High School
Health and Physical Education

October 1, 2020

Teacher	Course Name	Term	A1	A2	B	C	Total	Avg. Class Size
Butterfield	Phys Ed 9-12: Day 2	S2	0	0	13	0	13	
Butterfield	Phys Ed 9-12: Day 2	S2	0	0	14	0	14	
Butterfield	Phys Ed 9-12: Day 2	S2	0	0	16	0	16	
Gustafson	Phys Ed 9-12: Day 2	S2	0	0	11	0	11	
Gustafson	Phys Ed 9-12: Day 2	S2	0	0	13	0	13	
Gustafson	Phys Ed 9-12: Day 2	S2	0	0	13	0	13	
Gustafson	Phys Ed 9-12: Day 2	S2	0	0	14	0	14	
Gustafson	Phys Ed 9-12: Day 2	S2	0	0	15	0	15	
Raczelowski	Phys Ed 9-12: Day 2	S2	0	1	11	0	12	
Raczelowski	Phys Ed 9-12: Day 2	S2	0	0	12	0	12	
Raczelowski	Phys Ed 9-12: Day 2	S2	0	0	14	0	14	
Raczelowski	Phys Ed 9-12: Day 2	S2	0	0	15	0	15	
Raczelowski	Phys Ed 9-12: Day 2	S2	0	0	15	0	15	
Toti	Phys Ed 9-12: Day 2	S2	0	0	10	0	10	
Toti	Phys Ed 9-12: Day 2	S2	0	0	11	0	11	
Toti	Phys Ed 9-12: Day 2	S2	0	0	12	0	12	
Toti	Phys Ed 9-12: Day 2	S2	0	0	14	0	14	
Toti	Phys Ed 9-12: Day 2	S2	0	3	13	0	16	
Wheeler	Phys Ed 9-12: Day 2	S2	0	0	12	0	12	
Wheeler	Phys Ed 9-12: Day 2	S2	0	0	12	0	12	
Wheeler	Phys Ed 9-12: Day 2	S2	0	0	13	0	13	
Wheeler	Phys Ed 9-12: Day 2	S2	0	1	13	0	14	
Wheeler	Phys Ed 9-12: Day 2	S2	0	0	15	0	15	
Burke	Phys Ed 9-12: Day 4	S2	0	1	0	10	11	
Burke	Phys Ed 9-12: Day 4	S2	0	0	0	13	13	
Burke	Phys Ed 9-12: Day 4	S2	0	1	0	13	14	
Burke	Phys Ed 9-12: Day 4	S2	0	0	0	15	15	
Butterfield	Phys Ed 9-12: Day 4	S2	0	0	0	10	10	
Butterfield	Phys Ed 9-12: Day 4	S2	0	0	0	12	12	
Butterfield	Phys Ed 9-12: Day 4	S2	0	0	0	15	15	
Butterfield	Phys Ed 9-12: Day 4	S2	0	0	0	16	16	
Butterfield	Phys Ed 9-12: Day 4	S2	0	0	0	16	16	
Gustafson	Phys Ed 9-12: Day 4	S2	0	0	0	9	9	
Gustafson	Phys Ed 9-12: Day 4	S2	0	0	0	12	12	
Gustafson	Phys Ed 9-12: Day 4	S2	0	0	0	14	14	
Gustafson	Phys Ed 9-12: Day 4	S2	0	0	0	15	15	
Gustafson	Phys Ed 9-12: Day 4	S2	0	1	0	14	15	
Raczelowski	Phys Ed 9-12: Day 4	S2	0	0	0	12	12	
Raczelowski	Phys Ed 9-12: Day 4	S2	0	0	0	13	13	
Raczelowski	Phys Ed 9-12: Day 4	S2	0	0	0	14	14	
Raczelowski	Phys Ed 9-12: Day 4	S2	0	1	0	14	15	
Raczelowski	Phys Ed 9-12: Day 4	S2	0	0	0	16	16	
Toti	Phys Ed 9-12: Day 4	S2	0	0	0	9	9	
Toti	Phys Ed 9-12: Day 4	S2	0	0	0	12	12	
Toti	Phys Ed 9-12: Day 4	S2	0	0	0	15	15	
Toti	Phys Ed 9-12: Day 4	S2	0	1	0	14	15	
Toti	Phys Ed 9-12: Day 4	S2	0	1	0	16	17	
Wheeler	Phys Ed 9-12: Day 4	S2	0	0	0	10	10	
Wheeler	Phys Ed 9-12: Day 4	S2	0	0	0	13	13	
Wheeler	Phys Ed 9-12: Day 4	S2	0	0	0	15	15	
Wheeler	Phys Ed 9-12: Day 4	S2	0	0	0	15	15	
Wheeler	Phys Ed 9-12: Day 4	S2	0	0	0	15	15	
Burke	Phys Ed 9-12: Day 5	S2	0	0	0	11	11	
Burke	Phys Ed 9-12: Day 5	S2	0	0	0	12	12	
Burke	Phys Ed 9-12: Day 5	S2	0	0	0	14	14	
Burke	Phys Ed 9-12: Day 5	S2	0	0	0	15	15	
Butterfield	Phys Ed 9-12: Day 5	S2	0	0	0	11	11	
Butterfield	Phys Ed 9-12: Day 5	S2	0	0	0	12	12	
Butterfield	Phys Ed 9-12: Day 5	S2	0	0	0	13	13	

**Class Size Report
2020 - 2021**

Shrewsbury High School
Health and Physical Education

October 1, 2020

Teacher	Course Name	Term	A1	A2	B	C	Total	Avg. Class Size
Butterfield	Phys Ed 9-12: Day 5	S2	0	0	0	14	14	
Butterfield	Phys Ed 9-12: Day 5	S2	0	0	0	16	16	
Gustafson	Phys Ed 9-12: Day 5	S2	0	0	0	10	10	
Gustafson	Phys Ed 9-12: Day 5	S2	0	0	0	13	13	
Gustafson	Phys Ed 9-12: Day 5	S2	0	0	0	14	14	
Gustafson	Phys Ed 9-12: Day 5	S2	0	0	0	15	15	
Gustafson	Phys Ed 9-12: Day 5	S2	0	0	0	16	16	
Raczewski	Phys Ed 9-12: Day 5	S2	0	0	0	12	12	
Raczewski	Phys Ed 9-12: Day 5	S2	0	0	0	13	13	
Raczewski	Phys Ed 9-12: Day 5	S2	0	0	0	13	13	
Raczewski	Phys Ed 9-12: Day 5	S2	0	0	0	15	15	
Raczewski	Phys Ed 9-12: Day 5	S2	0	0	0	18	18	
Toti	Phys Ed 9-12: Day 5	S2	0	0	0	11	11	
Toti	Phys Ed 9-12: Day 5	S2	0	0	0	12	12	
Toti	Phys Ed 9-12: Day 5	S2	0	0	0	13	13	
Toti	Phys Ed 9-12: Day 5	S2	0	0	0	15	15	
Toti	Phys Ed 9-12: Day 5	S2	0	0	0	16	16	
Wheeler	Phys Ed 9-12: Day 5	S2	0	0	0	11	11	
Wheeler	Phys Ed 9-12: Day 5	S2	0	0	0	14	14	
Wheeler	Phys Ed 9-12: Day 5	S2	0	1	0	13	14	
Wheeler	Phys Ed 9-12: Day 5	S2	0	0	0	15	15	
Wheeler	Phys Ed 9-12: Day 5	S2	0	0	0	16	16	13.5

Ferris	Adaptive Health	S1	5	0	0	0	5	5.0
--------	-----------------	----	---	---	---	---	---	------------

Burtnyk	Essential Health	S2	0	2	0	14	16	16.0
---------	------------------	----	---	---	---	----	----	-------------

Burtnyk	Health & Wellness 9: Days 1 & 3	S1	0	0	1	0	1
Burtnyk	Health & Wellness 9: Days 1 & 3	S1	0	0	11	0	11
Burtnyk	Health & Wellness 9: Days 1 & 3	S1	0	0	12	0	12
Burtnyk	Health & Wellness 9: Days 1 & 3	S1	0	0	14	0	14
Burtnyk	Health & Wellness 9: Days 1 & 3	S1	0	0	14	0	14
Burtnyk	Health & Wellness 9: Days 2 & 3	S1	0	0	4	0	4
Burtnyk	Health & Wellness 9: Days 2 & 3	S1	0	0	10	0	10
Burtnyk	Health & Wellness 9: Days 2 & 3	S1	0	0	13	0	13
Burtnyk	Health & Wellness 9: Days 2 & 3	S1	0	0	14	0	14
Burtnyk	Health & Wellness 9: Days 2 & 3	S1	0	1	13	0	14
Burtnyk	Health & Wellness 9: Days 3 & 4	S1	0	0	0	3	3
Burtnyk	Health & Wellness 9: Days 3 & 4	S1	0	0	0	13	13
Burtnyk	Health & Wellness 9: Days 3 & 4	S1	0	0	0	13	13
Burtnyk	Health & Wellness 9: Days 3 & 4	S1	0	0	0	14	14
Burtnyk	Health & Wellness 9: Days 3 & 4	S1	0	0	0	14	14
Burtnyk	Health & Wellness 9: Days 3 & 5	S1	0	0	0	7	7
Burtnyk	Health & Wellness 9: Days 3 & 5	S1	0	0	0	12	12
Burtnyk	Health & Wellness 9: Days 3 & 5	S1	0	0	0	13	13
Burtnyk	Health & Wellness 9: Days 3 & 5	S1	0	1	0	12	13
Burtnyk	Health & Wellness 9: Days 3 & 5	S1	0	0	0	14	14
Burtnyk	Health & Wellness 9: Days 1 & 3	S2	0	0	1	0	1
Burtnyk	Health & Wellness 9: Days 1 & 3	S2	0	0	7	0	7
Burtnyk	Health & Wellness 9: Days 1 & 3	S2	0	0	12	0	12
Burtnyk	Health & Wellness 9: Days 1 & 3	S2	0	0	12	0	12
Burtnyk	Health & Wellness 9: Days 2 & 3	S2	0	0	1	0	1
Burtnyk	Health & Wellness 9: Days 2 & 3	S2	0	1	11	0	12
Burtnyk	Health & Wellness 9: Days 2 & 3	S2	0	0	14	0	14
Burtnyk	Health & Wellness 9: Days 2 & 3	S2	0	0	14	0	14
Burtnyk	Health & Wellness 9: Days 3 & 4	S2	0	0	0	4	4
Burtnyk	Health & Wellness 9: Days 3 & 4	S2	0	0	0	14	14
Burtnyk	Health & Wellness 9: Days 3 & 4	S2	0	0	0	14	14

**Class Size Report
2020 - 2021**

Shrewsbury High School
Health and Physical Education

October 1, 2020

Teacher	Course Name	Term	A1	A2	B	C	Total	Avg. Class Size
Burtnyk	Health & Wellness 9: Days 3 & 4	S2	1	0	0	13	14	10.7
Burtnyk	Health & Wellness 9: Days 3 & 5	S2	0	0	0	3	3	
Burtnyk	Health & Wellness 9: Days 3 & 5	S2	0	0	0	13	13	
Burtnyk	Health & Wellness 9: Days 3 & 5	S2	0	1	0	13	14	
Burtnyk	Health & Wellness 9: Days 3 & 5	S2	0	0	0	14	14	

Ferris	Health & Wellness 10: Days 1 & 3	S1	0	0	7	0	7	10.6
Ferris	Health & Wellness 10: Days 1 & 3	S2	0	1	9	0	10	
Ferris	Health & Wellness 10: Days 1 & 3	S1	0	0	11	0	11	
Ferris	Health & Wellness 10: Days 1 & 3	S1	0	0	12	0	12	
Ferris	Health & Wellness 10: Days 1 & 3	S2	0	1	11	0	12	
Ferris	Health & Wellness 10: Days 1 & 3	S2	0	0	12	0	12	
Ferris	Health & Wellness 10: Days 1 & 3	S2	0	0	12	0	12	
Ferris	Health & Wellness 10: Days 1 & 3	S2	0	0	12	0	12	
Ferris	Health & Wellness 10: Days 1 & 3	S2	0	0	12	0	12	
Ferris	Health & Wellness 10: Days 1 & 3	S1	0	2	11	0	13	
Ferris	Health & Wellness 10: Days 1 & 3	S1	0	0	13	0	13	
Ferris	Health & Wellness 10: Days 2 & 3	S2	0	0	8	0	8	
Ferris	Health & Wellness 10: Days 2 & 3	S1	0	0	11	0	11	
Ferris	Health & Wellness 10: Days 2 & 3	S1	0	0	12	0	12	
Ferris	Health & Wellness 10: Days 2 & 3	S1	0	0	12	0	12	
Ferris	Health & Wellness 10: Days 2 & 3	S2	0	0	12	0	12	
Ferris	Health & Wellness 10: Days 2 & 3	S2	0	0	13	0	13	
Ferris	Health & Wellness 10: Days 2 & 3	S2	1	1	11	0	13	
Ferris	Health & Wellness 10: Days 2 & 3	S1	0	0	13	0	13	
Ferris	Health & Wellness 10: Days 2 & 3	S2	0	0	13	0	13	
Ferris	Health & Wellness 10: Days 2 & 3	S2	0	0	0	8	8	
Ferris	Health & Wellness 10: Days 3 & 4	S2	0	0	0	9	9	
Ferris	Health & Wellness 10: Days 3 & 4	S2	0	0	0	10	10	
Ferris	Health & Wellness 10: Days 3 & 4	S2	0	0	0	10	10	
Ferris	Health & Wellness 10: Days 3 & 4	S1	0	0	0	10	10	
Ferris	Health & Wellness 10: Days 3 & 4	S1	0	0	0	11	11	
Ferris	Health & Wellness 10: Days 3 & 4	S1	0	0	0	12	12	
Ferris	Health & Wellness 10: Days 3 & 4	S2	0	0	0	12	12	
Ferris	Health & Wellness 10: Days 3 & 4	S1	0	0	0	13	13	
Ferris	Health & Wellness 10: Days 3 & 5	S2	0	0	0	4	4	
Ferris	Health & Wellness 10: Days 3 & 5	S1	0	0	0	8	8	
Ferris	Health & Wellness 10: Days 3 & 5	S2	0	0	0	8	8	
Ferris	Health & Wellness 10: Days 3 & 5	S1	0	0	0	8	8	
Ferris	Health & Wellness 10: Days 3 & 5	S1	0	0	0	9	9	
Ferris	Health & Wellness 10: Days 3 & 5	S2	0	0	0	9	9	
Ferris	Health & Wellness 10: Days 3 & 5	S2	0	0	0	10	10	
Ferris	Health & Wellness 10: Days 3 & 5	S1	0	1	0	9	10	
Ferris	Health & Wellness 10: Days 3 & 5	S2	0	0	0	10	10	
Ferris	Health & Wellness 10: Days 3 & 5	S1	0	0	0	11	11	

Morin	Health & Wellness 11: Days 1 & 3	S1	0	0	6	0	6
Morin	Health & Wellness 11: Days 1 & 3	S1	0	0	8	0	8
Morin	Health & Wellness 11: Days 1 & 3	S1	0	0	11	0	11
Morin	Health & Wellness 11: Days 1 & 3	S1	0	0	11	0	11
Morin	Health & Wellness 11: Days 1 & 3	S1	0	0	12	0	12
Morin	Health & Wellness 11: Days 2 & 3	S1	0	0	9	0	9
Morin	Health & Wellness 11: Days 2 & 3	S1	0	0	11	0	11
Morin	Health & Wellness 11: Days 2 & 3	S1	0	0	12	0	12
Morin	Health & Wellness 11: Days 2 & 3	S1	0	0	12	0	12
Morin	Health & Wellness 11: Days 2 & 3	S1	0	0	12	0	12
Morin	Health & Wellness 11: Days 2 & 3	S1	0	0	12	0	12
Morin	Health & Wellness 11: Days 3 & 4	S1	0	0	0	8	8
Morin	Health & Wellness 11: Days 3 & 4	S1	0	0	0	9	9

**Class Size Report
2020 - 2021**

Shrewsbury High School
Health and Physical Education

October 1, 2020

Teacher	Course Name	Term	A1	A2	B	C	Total	Avg. Class Size
Morin	Health & Wellness 11: Days 3 & 4	S1	0	0	0	11	11	
Morin	Health & Wellness 11: Days 3 & 4	S1	0	0	0	11	11	
Morin	Health & Wellness 11: Days 3 & 4	S1	0	0	0	13	13	
Morin	Health & Wellness 11: Days 3 & 5	S1	0	0	0	7	7	
Morin	Health & Wellness 11: Days 3 & 5	S1	0	0	0	9	9	
Morin	Health & Wellness 11: Days 3 & 5	S1	0	0	0	10	10	
Morin	Health & Wellness 11: Days 3 & 5	S1	0	0	0	11	11	
Morin	Health & Wellness 11: Days 3 & 5	S1	0	0	0	12	12	
Morin	Health & Wellness 11: Days 1 & 3	S2	0	0	8	0	8	
Morin	Health & Wellness 11: Days 1 & 3	S2	0	0	10	0	10	
Morin	Health & Wellness 11: Days 1 & 3	S2	0	1	9	0	10	
Morin	Health & Wellness 11: Days 1 & 3	S2	0	1	9	0	10	
Morin	Health & Wellness 11: Days 1 & 3	S2	0	0	12	0	12	
Morin	Health & Wellness 11: Days 2 & 3	S2	0	0	4	0	4	
Morin	Health & Wellness 11: Days 2 & 3	S2	0	0	5	0	5	
Morin	Health & Wellness 11: Days 2 & 3	S2	0	0	10	0	10	
Morin	Health & Wellness 11: Days 2 & 3	S2	0	0	12	0	12	
Morin	Health & Wellness 11: Days 2 & 3	S2	0	0	12	0	12	
Morin	Health & Wellness 11: Days 3 & 4	S2	0	0	0	6	6	
Morin	Health & Wellness 11: Days 3 & 4	S2	0	0	0	7	7	
Morin	Health & Wellness 11: Days 3 & 4	S2	0	0	0	7	7	
Morin	Health & Wellness 11: Days 3 & 4	S2	0	0	0	11	11	
Morin	Health & Wellness 11: Days 3 & 4	S2	0	0	0	11	11	
Morin	Health & Wellness 11: Days 3 & 5	S2	0	0	0	8	8	
Morin	Health & Wellness 11: Days 3 & 5	S2	0	0	0	9	9	
Morin	Health & Wellness 11: Days 3 & 5	S2	0	1	0	8	9	
Morin	Health & Wellness 11: Days 3 & 5	S2	0	0	0	10	10	
Morin	Health & Wellness 11: Days 3 & 5	S2	0	0	0	12	12	9.7

**Class Size Report
2020 - 2021**

Shrewsbury High School
Instructional Technology and Media Services

October 1, 2020

	FTE	# of Sections	# of Students	Avg. Class Size
Andreola	1.0	7	106	15.1
Bredberg	0.2	1	9	9.0
Calabresi	1.0	6	89	14.8
Leavitt	1.0	8	95	11.9
Powers	0.4	2	17	8.5
Total	3.6	24	316	13.2

Teacher	Course Name	Term	A1	A2	B	C	Total	Avg. Class Size
Calabresi	Computer Programming with Java	S1	0	0	7	6	13	
Calabresi	Computer Programming with Java	S2	0	0	9	7	16	14.5
Calabresi	Computer Science I Honors	FY 20-21	0	0	7	9	16	
Calabresi	Computer Science I Honors	FY 20-21	0	0	7	9	16	
Calabresi	Computer Science I Honors	FY 20-21	0	0	9	7	16	16.0
Calabresi	Computer Science II Honors	FY 20-21	0	0	4	8	12	12.0
Andreola	Cybersecurity	FY 20-21	0	0	5	9	14	14.0
Leavitt	**Multimedia Application & Adv. Multi	S1	0	0	7	4	11	
Leavitt	**Multimedia Application & Adv. Multi	S2	0	0	6	5	11	11.0
Andreola	Web Design	S1	0	0	8	11	19	
Andreola	Web Design	S1	0	0	7	11	18	
Andreola	Web Design	S2	0	0	8	11	19	
Andreola	Web Design	S2	0	0	10	8	18	18.5
Leavitt	Introduction to TV Production	S1	0	0	8	3	11	
Leavitt	Introduction to TV Production	S1	0	1	5	10	16	
Leavitt	Introduction to TV Production	S2	0	0	7	3	10	
Leavitt	Introduction to TV Production	S2	0	0	4	3	7	11.0
Leavitt	TV Production II	FY 20-21	0	0	10	6	16	16.0
Leavitt	**Advanced TV Production Honors	FY 20-21	0	0	9	4	13	13.0
Bredberg	Student Innovation Team FY	FY, S1, S2	0	0	4	5	9	
Andreola	Student Innovation Team FY	FY, S1, S2	0	0	2	7	9	
Andreola	Student Innovation Team FY	FY, S1, S2	0	0	5	4	9	
Powers	Student Innovation Team FY	FY, S1, S2	0	0	5	4	9	
Powers	Student Innovation Team FY	FY, S1, S2	0	0	3	5	8	8.8



**These classes are offered at combined levels.

**Class Size Report
2020 - 2021**

Shrewsbury High School
Math

October 1, 2020

	FTE	# of Sections	# of Students	Avg. Class Size
Anderson	1.0	5	97	19.4
Blasioli	1.0	5	96	19.2
Busso	1.0	5	113	22.6
Cobb	1.0	5	107	21.4
Collins	1.0	5	103	20.6
Dancy	1.0	5	94	18.8
DiReda	1.0	5	92	18.4
Gardner	1.0	5	84	16.8
Johnson	0.4	2	46	23.0
Joseph	1.0	5	94	18.8
Mazzu	1.0	5	87	17.4
Moran	1.0	5	71	14.2
Noel	1.0	5	85	17.0
Prior	1.0	5	97	19.4
Satterfield	1.0	5	94	18.8
Seol	1.0	5	89	17.8
Weir	1.0	5	94	18.8
White	1.0	5	90	18.0
Total	17.4	87	1633	18.8

 room is close to capacity
 room is at capacity or class is closed

Teacher	Course Name	Term	A1	A2	B	C	Total	Avg. Class Size
Prior	Algebra & Geometry I--co-taught ELE	FY 20-21	0	0	4	12	16	
Moran	Algebra & Geometry I--co-taught SPED	FY 20-21	0	0	3	7	10	
Moran	Algebra & Geometry I--co-taught SPED	FY 20-21	0	2	1	3	6	
Dancy McKenna	Algebra & Geometry I	FY 20-21	0	0	6	8	14	
Dancy McKenna	Algebra & Geometry I	FY 20-21	0	0	7	9	16	
Prior	Algebra & Geometry I	FY 20-21	0	0	5	9	14	12.7

Joseph	Algebra & Geometry II B--co-taught SPED	FY 20-21	0	1	5	3	9	9.0
--------	-----------------------------------------	----------	---	---	---	---	---	------------

Blasioli	Algebra & Geometry II	FY 20-21	0	0	8	3	11	
Blasioli	Algebra & Geometry II	FY 20-21	0	0	12	11	23	
Blasioli	Algebra & Geometry II	FY 20-21	0	0	5	13	18	
DiReda	Algebra & Geometry II--co-taught ELE	FY 20-21	0	0	3	13	16	
DiReda	Algebra & Geometry II	FY 20-21	0	0	9	10	19	
Satterfield	Algebra & Geometry II	FY 20-21	0	0	10	7	17	
Satterfield	Algebra & Geometry II	FY 20-21	0	0	13	7	20	
Satterfield	Algebra & Geometry II	FY 20-21	0	0	10	6	16	
Seol	Algebra & Geometry II	FY 20-21	0	0	6	10	16	
Seol	Algebra & Geometry II	FY 20-21	0	0	2	7	9	
Seol	Algebra & Geometry II	FY 20-21	0	0	6	9	15	
Seol	Algebra & Geometry II	FY 20-21	0	0	14	10	24	17.0

Busso	Algebra & Geometry II Honors	FY 20-21	0	0	7	11	18	
Busso	Algebra & Geometry II Honors	FY 20-21	0	0	14	11	25	
Busso	Algebra & Geometry II Honors	FY 20-21	0	0	13	14	27	
DiReda	Algebra & Geometry II Honors	FY 20-21	0	0	13	10	23	
Johnson	Algebra & Geometry II Honors	FY 20-21	0	0	7	14	21	
Johnson	Algebra & Geometry II Honors	FY 20-21	0	0	13	12	25	
Noel	**Research Methods & Alg/Geom II Honors	FY 20-21	0	0	12	13	25	
Seol	Algebra & Geometry II Honors	FY 20-21	0	0	11	14	25	23.6

Noel	Advanced Math I B---co-taught SPED	FY 20-21	0	0	2	2	4	4.0
------	------------------------------------	----------	---	---	---	---	---	------------

Anderson	**Advanced Math I & IB	FY 20-21	0	0	11	7	18	
Anderson	**Advanced Math I & IB	FY 20-21	0	0	7	5	12	
Anderson	**Advanced Math I & IB	FY 20-21	0	0	11	7	18	
Gardner	**Advanced Math I & IB	FY 20-21	0	0	3	5	8	
Gardner	**Advanced Math I & IB	FY 20-21	0	0	7	8	15	
Gardner	**Advanced Math I & IB	FY 20-21	0	0	11	8	19	
Mazzu	**Advanced Math I & IB	FY 20-21	0	0	7	6	13	
Mazzu	**Advanced Math I & IB	FY 20-21	0	0	10	10	20	
Mazzu	**Advanced Math I & IB	FY 20-21	0	0	12	5	17	

**Class Size Report
2020 - 2021**

Shrewsbury High School
Math

October 1, 2020

Teacher	Course Name	Term	A1	A2	B	C	Total	Avg. Class Size
Weir	**Advanced Math I & IB	FY 20-21	0	0	7	9	16	
Weir	**Advanced Math I & IB	FY 20-21	0	0	13	4	17	15.7
Blasioli	Advanced Math I Honors	FY 20-21	0	0	10	11	21	
Blasioli	Advanced Math I Honors	FY 20-21	0	0	13	10	23	
Cobb	Advanced Math I Honors	FY 20-21	0	0	13	7	20	
Cobb	Advanced Math I Honors	FY 20-21	0	0	12	12	24	
Dancy McKenna	**Research Methods & Adv. Math I Honors	FY 20-21	0	0	8	14	22	
Dancy McKenna	Advanced Math I Honors	FY 20-21	0	0	11	7	18	
White	Advanced Math I Honors	FY 20-21	0	0	9	11	20	
White	Advanced Math I Honors	FY 20-21	0	0	11	12	23	21.4
Joseph	Advanced Quantitative Reasoning	FY 20-21	0	0	7	9	16	
Mazzu	Advanced Quantitative Reasoning	FY 20-21	0	0	7	11	18	
Mazzu	Advanced Quantitative Reasoning	FY 20-21	0	0	7	12	19	19.4
Busso	Advanced Quantitative Reasoning Honors	FY 20-21	0	0	13	9	22	
Noel	Advanced Quantitative Reasoning Honors	FY 20-21	0	0	9	10	19	20.5
DiReda	Functions & Trigonometry	FY 20-21	0	0	11	6	17	
DiReda	Functions & Trigonometry	FY 20-21	0	0	10	7	17	
Moran	Functions & Trigonometry	FY 20-21	0	0	9	3	12	
White	Functions & Trigonometry	FY 20-21	0	0	7	3	10	
White	Functions & Trigonometry	FY 20-21	0	0	4	9	13	13.8
Cobb	Pre-Calculus	FY 20-21	0	0	14	9	23	
Cobb	Pre-Calculus	FY 20-21	0	0	12	10	22	
Collins	Pre-Calculus	FY 20-21	0	0	12	12	24	
Collins	Pre-Calculus	FY 20-21	0	0	7	14	21	
Dancy McKenna	Pre-Calculus	FY 20-21	0	0	10	14	24	
Joseph	Pre-Calculus	FY 20-21	0	0	13	13	26	
Joseph	Pre-Calculus	FY 20-21	0	0	9	13	22	
Joseph	Pre-Calculus	FY 20-21	0	0	13	8	21	
White	Pre-Calculus	FY 20-21	0	0	13	11	24	23.0
Moran	Pre-Calculus Honors	FY 20-21	0	0	6	13	19	
Moran	Pre-Calculus Honors	FY 20-21	0	0	14	10	24	
Prior	Pre-Calculus Honors	FY 20-21	0	0	14	9	23	
Prior	**RM Pre-Calculus and Pre-Calculus Honors	FY 20-21	0	0	14	12	26	
Weir	Pre-Calculus Honors	FY 20-21	0	0	14	6	20	
Weir	Pre-Calculus Honors	FY 20-21	0	0	8	12	20	
Weir	Pre-Calculus Honors	FY 20-21	0	0	10	11	21	21.9
Collins	Mathematical Modeling Honors	FY 20-21	0	0	6	12	18	18.0
Anderson	Calculus Honors	FY 20-21	0	0	11	13	24	
Gardner	Calculus Honors	FY 20-21	0	0	9	14	23	
Satterfield	Calculus Honors	FY 20-21	0	0	14	6	20	
Satterfield	Calculus Honors	FY 20-21	0	0	8	13	21	22.0
Anderson	AP Calculus AB	FY 20-21	0	0	11	14	25	
Gardner	AP Calculus AB	FY 20-21	0	0	13	6	19	22.0
Collins	AP Calculus BC	FY 20-21	0	0	8	11	19	
Collins	AP Calculus BC	FY 20-21	0	0	10	11	21	
Prior	AP Calculus BC	FY 20-21	0	0	5	13	18	19.3
Busso	AP Statistics	FY 20-21	0	0	11	10	21	
Cobb	AP Statistics	FY 20-21	0	0	6	12	18	
Noel	AP Statistics	FY 20-21	0	0	6	12	18	
Noel	AP Statistics	FY 20-21	0	0	10	9	19	19.0

**These classes are offered at combined levels.

**Class Size Report
2020 - 2021**

Shrewsbury High School
Performing Arts

October 1, 2020

	FTE	# of Sections	# of Students	Avg. Class Size
Lapomardo	1.0	6	140	23.3
Liporto	1.0	8	160	20.0
Mercadante	1.0	7	96	13.7
O'Toole	0.3	2	14	7.0
Total	3.3	23	410	17.8

	room is close to capacity
	room is at capacity or class is closed

Teacher	Course Name	Term	A1	A2	B	C	D	Total	Avg. Class Size
Lapomardo	Theatre Arts I	S1	0	0	10	5	0	15	15.0
Lapomardo	Voice in Acting	S2	0	0	7	9	0	16	16.0
Liporto	Music Technology	S2	0	0	8	8	0	16	16.0
O'Toole	**AP Music Theory	FY & S1	0	0	5	3	0	8	8.0
O'Toole	Adaptive Music & Foundations of Music	S1	5	0	0	1	0	6	6.0
Lapomardo	Acapella Choir Honors	FY 20-21	0	0	6	12	0	18	18.0
Lapomardo	Freshman Choir	FY 20-21	0	0	7	14	0	21	21.0
Lapomardo	**Mixed Choir & Mixed Choir Honors	FY 20-21	0	1	25	24	0	50	50.0
Lapomardo	Treble Choir Honors	FY 20-21	0	0	9	11	0	20	20.0
Mercadante	Orchestra	FY 20-21	0	0	13	5	0	18	
Mercadante	Orchestra	FY 20-21	0	0	8	8	0	16	17.0
Mercadante	Chamber Orchestra Honors	FY 20-21	0	0	9	14	0	23	23.0
Liporto	Wind Ensemble Honors	FY 20-21	0	0	20	25	0	45	45.0
Liporto	Concert Band	FY 20-21	0	0	16	14	0	30	30.0
Liporto	History of Rock and Roll	S1	0	1	8	6	0	15	15.0
Mercadante	World Drumming	S2	0	0	3	10	0	13	
Mercadante	World Drumming	S2	0	1	2	9	0	12	12.5
Liporto	Intro to Guitar	S1	0	0	11	3	0	14	
Liporto	Intro to Guitar	S1	0	1	7	9	0	17	
Liporto	Intro to Guitar	S2	0	0	3	12	0	15	
Mercadante	Intro to Guitar	S1	0	1	3	4	0	8	
Mercadante	Intro to Guitar	S1	0	0	4	2	0	6	12.0
Liporto	Guitar Ensemble	S2	0	0	5	3	0	8	8.0

**These classes are offered at combined levels.

**Class Size Report
2020 - 2021**

Shrewsbury High School
Science Department

October 1, 2020

	FTE	# of Sections	# of Students	Avg. Class Size
Brocki	1.0	5	101	20.2
Canney	1.0	5	104	20.8
Carter	1.0	5	82	16.4
Collins	1.0	5	103	20.6
Cuddy	1.0	5	73	14.6
Doherty	1.0	5	88	17.6
Duggan	1.0	7	121	17.3
Fickes	1.0	5	104	20.8
Hannah	1.0	5	76	15.2
Hruskoci	0.4	4	69	17.3
Lambert-Peloquin	1.0	5	82	16.4
McCauley	1.0	5	78	15.6
Pageau	1.0	7	115	16.4
Moynihan	1.0	5	100	20.0
Phillips	1.0	5	85	17.0
Stack	1.0	5	96	19.2
Stoens	1.0	5	90	18.0
Tashjian	1.0	5	73	14.6
Total	17.4	93	1640	17.6

	room is close to capacity
	room is at capacity or class is closed

Teacher	Course Name	Term	A1	A2	B	C	Total	Avg. Class Size
Hannah	Lab Introductory Physics--co-taught	FY 20-21	0	5	0	2	7	
Hannah	Lab Introductory Physics	FY 20-21	0	0	4	7	11	9.0
Fickes	Introductory Physics	FY 20-21	0	0	8	11	19	
Hannah	Introductory Physics	FY 20-21	0	0	8	7	15	
Hannah	Introductory Physics	FY 20-21	0	0	12	13	25	
Hannah	Introductory Physics	FY 20-21	0	0	6	12	18	
Doherty	Introductory Physics	FY 20-21	0	0	12	13	25	
Doherty	Introductory Physics	FY 20-21	0	0	7	8	15	
Tashjian	Introductory Physics	FY 20-21	0	0	5	12	17	
Tashjian	Introductory Physics	FY 20-21	0	0	9	11	20	19.3
Fickes	Introductory Physics Honors	FY 20-21	0	0	13	11	24	
Collins	Introductory Physics Honors	FY 20-21	0	0	14	11	25	
Collins	Introductory Physics Honors	FY 20-21	0	0	13	11	24	24.3
Tashjian	Lab Biology--co-taught SPED	FY 20-21	1	5	0	2	8	
Tashjian	Lab Biology	FY 20-21	0	0	2	8	10	9.0
McCauley	Biology	FY 20-21	0	0	9	8	17	
McCauley	Biology	FY 20-21	0	0	10	3	13	
McCauley	Biology	FY 20-21	0	0	10	9	19	
McCauley	Biology	FY 20-21	0	0	10	6	16	
McCauley	Biology	FY 20-21	0	0	8	5	13	
Lambert-Peloquin	Biology	FY 20-21	0	0	12	6	18	
Lambert-Peloquin	Biology	FY 20-21	0	0	10	10	20	
Lambert-Peloquin	Biology--co-taught ELE	FY 20-21	0	0	0	13	13	16.1
Pageau	Biology Honors	FY 20-21	0	0	14	9	23	
Pageau	Biology Honors	FY 20-21	0	0	14	7	21	
Pageau	Biology Honors	FY 20-21	0	0	5	10	15	
Lambert-Peloquin	**Research Methods & Biology Hono	FY 20-21	0	0	9	5	14	
Lambert-Peloquin	Biology Honors	FY 20-21	0	0	6	11	17	
Carter	Biology Honors	FY 20-21	0	0	13	8	21	
Brocki	Biology Honors	FY 20-21	0	0	14	7	21	
Brocki	Biology Honors	FY 20-21	0	0	9	5	14	
Brocki	Biology Honors	FY 20-21	0	0	9	10	19	
Brocki	Biology Honors	FY 20-21	0	0	13	12	25	
Canney	Biology Honors	FY 20-21	0	0	9	11	20	

**Class Size Report
2020 - 2021**

Shrewsbury High School
Science Department

October 1, 2020

Teacher	Course Name	Term	A1	A2	B	C	Total	Avg. Class Size
Canney	Biology Honors	FY 20-21	0	0	7	14	21	19.3
Duggan	Lab Chemistry	FY 20-21	0	1	7	9	17	
Cuddy	Lab Chemistry	FY 20-21	0	0	6	4	10	
Cuddy	Lab Chemistry--co-taught SPED	FY 20-21	0	2	3	2	7	11.3
Phillips	Chemistry	FY 20-21	0	0	9	8	17	
Phillips	Chemistry	FY 20-21	0	0	6	4	10	
Phillips	Chemistry	FY 20-21	0	0	10	11	21	
Moynihan	Chemistry	FY 20-21	0	0	11	9	20	
Moynihan	Chemistry	FY 20-21	0	0	10	10	20	
Stack	Chemistry	FY 20-21	0	0	10	13	23	
Stack	Chemistry	FY 20-21	0	0	12	3	15	
Stack	Chemistry	FY 20-21	0	0	10	13	23	
Stoens	Chemistry	FY 20-21	0	0	6	4	10	
Stoens	Chemistry	FY 20-21	0	0	10	9	19	17.8
Phillips	**Research Methods & Chemistry Ho	FY 20-21	0	0	7	11	18	
Phillips	Chemistry Honors	FY 20-21	0	0	13	6	19	
Cuddy	Chemistry Honors	FY 20-21	0	0	10	11	21	
Cuddy	Chemistry Honors	FY 20-21	0	0	9	9	18	
Moynihan	Chemistry Honors	FY 20-21	0	0	8	7	15	
Moynihan	Chemistry Honors	FY 20-21	0	0	14	11	25	
Stack	Chemistry Honors	FY 20-21	0	0	12	7	19	
Stack	Chemistry Honors	FY 20-21	0	0	8	8	16	
Stoens	Chemistry Honors	FY 20-21	0	0	11	14	25	
Stoens	Chemistry Honors	FY 20-21	0	0	7	14	21	
Stoens	Chemistry Honors	FY 20-21	0	0	8	7	15	19.3
Carter	Human Anatomy & Physiology Hono	FY 20-21	0	0	9	9	18	
Carter	Human Anatomy & Physiology Hono	FY 20-21	0	0	6	7	13	
Carter	Human Anatomy & Physiology Hono	FY 20-21	0	0	6	6	12	14.3
Doherty	Physics	FY 20-21	0	0	7	10	17	
Doherty	Physics	FY 20-21	0	0	8	9	17	
Doherty	Physics	FY 20-21	0	0	7	7	14	16.0
Fickes	Physics Honors	FY 20-21	0	0	8	12	20	
Fickes	Physics Honors	FY 20-21	0	0	12	8	20	
Fickes	Physics Honors	FY 20-21	0	0	8	13	21	20.3
Canney	**Environmental Science A/Honors	FY 20-21	0	0	8	13	21	
Canney	**Environmental Science A/Honors	FY 20-21	0	0	12	12	24	
Canney	**Environmental Science A/Honors	FY 20-21	0	0	8	10	18	21.0
Brocki	AP Environmental Science	FY 20-21	0	0	9	13	22	22.0
Duggan	AP Biology	FY 20-21	0	0	7	12	19	
Duggan	AP Biology	FY 20-21	0	0	8	9	17	
Tashjian	AP Biology	FY 20-21	0	0	10	8	18	18.0
Collins	AP Physics C	FY 20-21	0	0	8	7	15	15.0
Collins	AP Physics I	FY 20-21	0	0	7	9	16	
Collins	AP Physics I	FY 20-21	0	0	12	11	23	19.5
Cuddy	AP Chemistry	FY 20-21	0	0	7	10	17	
Moynihan	AP Chemistry	FY 20-21	0	0	10	10	20	18.5
Carter	Principles of Biomedical Science	FY 20-21	0	0	11	7	18	18.0
Duggan	**Bioethics A/Honors	S1	0	0	10	6	16	
Duggan	**Bioethics A/Honors	S2	0	0	8	8	16	
Duggan	**Bioethics A/Honors	S1	0	0	8	9	17	
Duggan	**Bioethics A/Honors	S2	0	0	12	7	19	17.0

**Class Size Report
2020 - 2021**

Shrewsbury High School
Science Department

October 1, 2020

Teacher	Course Name	Term	A1	A2	B	C	Total	Avg. Class Size
Pageau	**Oceanography A/Honors	S1	0	0	8	7	15	
Pageau	**Oceanography A/Honors	S2	0	0	6	9	15	
Pageau	**Oceanography A/Honors	S2	0	0	9	1	10	
Pageau	**Oceanography A/Honors	S1	0	0	4	12	16	14.0
Hruskoci	**Astronomy A/Honors	S1	0	0	10	10	20	
Hruskoci	**Astronomy A/Honors	S2	0	0	12	8	20	
Hruskoci	**Astronomy A/Honors	S1	0	1	10	6	17	
Hruskoci	**Astronomy A/Honors	S2	0	0	7	5	12	17.3



**These classes are offered at combined levels.

**Class Size Report
2020 - 2021**

Shrewsbury High School
Social Science

October 1, 2020

	FTE	# of Sections	# of Students	Avg. Class Size
Aloisi	1.0	7	149	21.3
Braz	1.0	5	104	20.8
Brown	1.0	5	89	17.8
Burke	1.0	7	123	17.6
Burke-Smith	1.0	5	93	18.6
Burton	1.0	5	84	16.8
DiFrancesca	0.4	2	30	15.0
Fitzgerald	1.0	5	97	19.4
Garth	1.0	5	81	16.2
Gray	1.0	6	142	23.7
Hertel-Therrien	1.0	6	149	24.8
Mulryan	1.0	5	95	19.0
Panarelli	1.0	5	88	17.6
Rigberg	1.0	6	109	18.2
Scheer	1.0	6	125	20.8
Smith	1.0	5	95	19.0
Wright	1.0	7	138	19.7
Total	16.4	92	1791	19.5

 room is close to capacity
 room is at capacity or class is closed

Teacher	Course Name	Term	A1	A2	B	C	D	Total	Avg. Class Size
Wright Nadolny	World Civilization	FY 20-21	0	0	7	10	0	17	
Smith	World Civilization	FY 20-21	0	0	7	12	0	19	
Burton	World Civilization	FY 20-21	0	0	8	9	0	17	
Burton	World Civilization	FY 20-21	0	0	11	9	0	20	
Burton	World Civilization	FY 20-21	0	0	7	12	0	19	
Burke-Smith	World Civilization	FY 20-21	0	0	8	9	0	17	
Burke-Smith	World Civilization	FY 20-21	0	1	7	11	0	19	
Panarelli	World Civilization	FY 20-21	0	0	10	5	0	15	
Panarelli	World Civilization	FY 20-21	0	0	9	10	0	19	
Gray	World Civilization	FY 20-21	0	0	9	11	0	20	
DiFrancesca	World Civilization	FY 20-21	0	0	7	6	0	13	
DiFrancesca	World Civilization	FY 20-21	0	0	7	10	0	17	
Rigberg	World Civilization	FY 20-21	0	0	7	8	0	15	
Rigberg	World Civilization	FY 20-21	0	0	8	11	0	19	
Braz	World Civilization	FY 20-21	0	0	8	7	0	15	
Braz	World Civilization	FY 20-21	0	0	14	12	0	26	
Braz	World Civilization	FY 20-21	0	0	6	12	0	18	
Brown	World Civilization	FY 20-21	0	0	11	7	0	18	
Brown	World Civilization	FY 20-21	0	0	5	11	0	16	
Scheer	World Civilization	FY 20-21	0	0	10	9	0	19	
Scheer	World Civilization	FY 20-21	0	0	14	11	0	25	18.2

Burke-Smith	US History I	FY 20-21	0	0	7	10	0	17	
Mulryan	US History I	FY 20-21	0	0	8	5	0	13	
Mulryan	US History I	FY 20-21	0	0	10	9	0	19	
Panarelli	US History I	FY 20-21	0	0	12	8	0	20	
Panarelli	US History I	FY 20-21	0	1	5	9	0	15	
Fitzgerald	US History I	FY 20-21	0	0	8	7	0	15	
Fitzgerald	US History I	FY 20-21	0	0	8	8	0	16	
Scheer	US History I	FY 20-21	0	0	8	5	0	13	
Scheer	US History I	FY 20-21	0	0	7	11	0	18	16.2

Wright Nadolny	US History I Honors	FY 20-21	0	0	12	5	0	17	
Wright Nadolny	US History I Honors	FY 20-21	0	0	10	7	0	17	
Burke-Smith	US History I Honors	FY 20-21	0	0	14	9	0	23	
Burke-Smith	US History I Honors	FY 20-21	0	0	10	7	0	17	
Garth	US History I Honors	FY 20-21	0	0	8	9	0	17	
Garth	US History I Honors	FY 20-21	0	0	10	8	0	18	

**Class Size Report
2020 - 2021**

Shrewsbury High School
Social Science

October 1, 2020

Teacher	Course Name	Term	A1	A2	B	C	D	Total	Avg. Class Size
Mulryan	US History I Honors	FY 20-21	0	0	14	10	0	24	
Mulryan	US History I Honors	FY 20-21	0	0	10	9	0	19	
Panarelli	US History I Honors	FY 20-21	0	0	9	10	0	19	
Braz	US History I Honors	FY 20-21	0	0	10	14	0	24	
Braz	US History I Honors	FY 20-21	0	0	12	9	0	21	
Hertel-Therrien	US History I Honors	FY 20-21	0	0	13	11	0	24	
Hertel-Therrien	US History I Honors	FY 20-21	0	0	9	11	0	20	20.0
Burton	US History II	FY 20-21	0	1	6	6	0	13	
Burton	US History II	FY 20-21	0	0	8	7	0	15	
Garth	US History II	FY 20-21	0	0	8	5	0	13	
Garth	US History II	FY 20-21	0	0	5	8	0	13	
Rigberg	US History II	FY 20-21	0	0	9	8	0	17	
Rigberg	US History II	FY 20-21	0	0	8	5	0	13	
Burke	US History II	FY 20-21	0	0	7	4	0	11	
Burke	US History II	FY 20-21	0	0	8	4	0	12	13.4
Smith	US History II Honors	FY 20-21	0	0	14	10	0	24	
Smith	US History II Honors	FY 20-21	0	0	10	12	0	22	
Smith	US History II Honors	FY 20-21	0	0	5	8	0	13	
Garth	US History II Honors	FY 20-21	0	0	12	8	0	20	
Aloisi	US History II Honors	FY 20-21	0	0	13	10	0	23	
Aloisi	US History II Honors	FY 20-21	0	0	8	12	0	20	
Aloisi	US History II Honors	FY 20-21	0	0	7	9	0	16	
Fitzgerald	US History II Honors	FY 20-21	0	0	14	10	0	24	
Fitzgerald	US History II Honors	FY 20-21	0	0	11	8	0	19	
Brown	US History II Honors	FY 20-21	0	0	11	13	0	24	
Brown	US History II Honors	FY 20-21	0	0	7	9	0	16	
Burke	US History II Honors	FY 20-21	0	0	8	7	0	15	19.7
Smith	AP US History	FY 20-21	0	0	6	11	0	17	
Brown	AP US History	FY 20-21	0	0	9	6	0	15	16.0
Wright Nadolny	**Economics A/Honors	S1	0	0	10	14	0	24	
Wright Nadolny	**Economics A/Honors	S1	0	0	7	14	0	21	
Wright Nadolny	**Economics A/Honors	S2	0	0	13	7	0	20	
Wright Nadolny	**Economics A/Honors	S2	0	0	11	11	0	22	21.8
Aloisi	**American Government A/Honors	S1	0	0	14	8	0	22	22.0
Burke	**Psychology A/Honors	S2	0	0	11	14	0	25	
Gray	**Psychology A/Honors	S2	0	0	14	8	0	22	
Burke	**Psychology A/Honors	S1	0	0	13	3	0	16	
Hertel-Therrien	**Psychology A/Honors	S1	0	0	12	14	0	26	
Burke	**Psychology A/Honors	S2	0	0	11	11	0	22	
Burke	**Psychology A/Honors	S1	0	0	8	14	0	22	22.2
Aloisi	**Sociology A/Honors	S1	0	0	10	13	0	23	
Aloisi	**Sociology A/Honors	S2	0	0	14	7	0	21	
Gray	**Sociology A/Honors	S1	0	0	13	14	0	27	
Aloisi	**Sociology A/Honors	S2	0	0	14	10	0	24	23.8
Rigberg	**The World at War A/Honors	S2	0	0	10	14	0	24	24.0
Hertel-Therrien	**Sports in America A/Honors	S2	0	1	12	14	0	27	27.0
Rigberg	**Pop Culture A/Honors	S1	0	0	11	10	0	21	21.0
Scheer	**Law & Order A/Honors	S1	0	0	14	9	0	23	
Scheer	**Law & Order A/Honors	S2	0	0	13	14	0	27	25.0
Gray	AP Psychology	FY 20-21	0	0	14	14	0	28	
Gray	AP Psychology	FY 20-21	0	0	9	13	0	22	

**Class Size Report
2020 - 2021**

Shrewsbury High School
Social Science

October 1, 2020

Teacher	Course Name	Term	A1	A2	B	C	D	Total	Avg. Class Size
Gray	AP Psychology	FY 20-21	0	0	11	12	0	23	
Hertel-Therrien	AP Psychology	FY 20-21	0	0	11	14	0	25	
Hertel-Therrien	AP Psychology	FY 20-21	0	0	13	14	0	27	25.0
Mulryan	AP Human Geography	FY 20-21	0	0	6	14	0	20	
Fitzgerald	AP Human Geography	FY 20-21	0	0	12	11	0	23	21.5

**These classes are offered at combined levels.

**Class Size Report
2020 - 2021**

Shrewsbury High School
Special Programs

October 1, 2020

	FTE	# of Sections	# of Students	Avg. Class Size
Williams	0.1	N/A	N/A	N/A
Huynh (VHS)	0.2	N/A	82	N/A
Earls	1.0	N/A	59	11.8

Teacher	Course Name	Term	A1	A2	B	C	D	Total	Avg. Class Size
Earls	Academic Support	FY 20-21	0	0	9	4	0	13	
Earls	Academic Support	FY 20-21	0	0	3	4	0	7	
Spisto	Academic Support	FY 20-21	0	0	3	1	0	4	
LeMay	Academic Support	FY 20-21	0	0	5	5	0	10	
Earls	Academic Support	FY 20-21	0	0	3	2	0	5	
Earls	Academic Support	FY 20-21	0	0	8	7	0	15	
Earls	Academic Support	FY 20-21	0	0	4	4	0	8	8.9
	Total # of students in Academic Support				35	27	0	62	

Teacher	Course Name	Term	A1	A2	B	C	D	Total
Huynh	VHS Animal Behavior & Zoology Hono	S1	0	0	0	1	0	1
Huynh	VHS AP Art History	FY 20-21	0	0	1	0	0	1
Huynh	VHS AP Art History	FY 20-21	0	0	0	1	0	1
Huynh	VHS AP Economics: Micro and Macro	FY 20-21	0	0	1	1	1	3
Huynh	VHS AP Economics: Micro and Macro	FY 20-21	0	0	1	1	0	2
Huynh	VHS AP Economics: Micro and Macro	FY 20-21	0	0	2	0	0	2
Huynh	VHS AP European History	FY 20-21	0	0	0	1	0	1
Huynh	VHS AP European History	FY 20-21	0	0	2	0	0	2
Huynh	VHS AP Govern & Politics: U.S.	FY 20-21	0	0	1	0	0	1
Huynh	VHS AP Govern & Politics: U.S.	FY 20-21	0	0	0	1	0	1
Huynh	VHS Biochemistry Honors	S2	0	0	0	1	0	1
Huynh	VHS Biochemistry Honors	S2	0	0	0	1	0	1
Huynh	VHS Criminology Honors	S2	0	0	1	1	0	2
Huynh	VHS Earth & Space Systems Honors	S1	0	0	1	0	0	1
Huynh	VHS Entrepreneurship	S2	0	0	1	0	0	1
Huynh	VHS Entrepreneurship	S1	0	0	1	0	0	1
Huynh	VHS Entrepreneurship	S2	0	0	2	0	0	2
Huynh	VHS Forensic Science	S2	0	0	1	0	0	1
Huynh	VHS Genes & Diseases Honors	S1	0	0	1	0	0	1
Huynh	VHS Journalism in a Digital Age	S1	0	0	1	0	0	1
Huynh	VHS Journalism in a Digital Age	S1	0	0	1	0	0	1
Huynh	VHS Journalism in a Digital Age	S1	0	0	0	1	0	1
Huynh	VHS Personal Finance	S2	0	0	0	1	0	1
Huynh	VHS Pre-Veterinary Medicine Honors	S1	0	0	1	0	0	1
Huynh	VHS Screenwriting Fundamentals	S2	0	0	0	1	0	1
Huynh	VHS Sustainable Engineering Honors	S1	0	0	1	0	0	1
	Total # of students in VHS		0	0	20	12	1	33

Teacher	Course Name	Term	A1	A2	B	C	D	Total
Huynh	Cooperative Work Study 10CR	FY 20-21	0	0	5	6	0	11
Huynh	Cooperative Work Study 15CR	FY 20-21	0	0	1	3	1	5
Huynh	Cooperative Work Study 5CR	FY 20-21	0	1	7	3	1	12
	Total # of students in Work Study		0	1	13	12	2	28

Teacher	Course Name	Term	A1	A2	B	C	D	Total
Trombley	SHS Capstone Exhibition Honors	S1	0	0	4	7	1	12
Trombley	SHS Capstone Exhibition Honors	S2	0	0	7	4	2	13
	Total # of students in Capstone		0	0	11	11	3	25

**Class Size Report
2020 - 2021**

Shrewsbury High School
Special Programs

October 1, 2020

Teacher	Course Name	Term	A1	A2	B	C	D	Total	Avg. Class Size
Aloisi	Advisory	FY 20-21	0	0	14	0	1	15	
Ambiel	Advisory	FY 20-21	0	0	7	0	6	13	
Anderson	Advisory	FY 20-21	0	0	9	0	5	14	
Andreola	Advisory	FY 20-21	0	0	0	12	2	14	
Arey	Advisory	FY 20-21	0	0	12	1	1	14	
Babigian	Advisory	FY 20-21	0	0	0	12	1	13	
Bellemer	Advisory	FY 20-21	0	0	0	12	3	15	
Berkeley	Advisory	FY 20-21	0	0	0	19	0	19	
Bisbee	Advisory	FY 20-21	0	0	0	13	1	14	
Blasioli	Advisory	FY 20-21	0	0	9	8	0	17	
Blenkhorn	Advisory	FY 20-21	0	0	10	0	4	14	
Braz	Advisory	FY 20-21	0	0	9	0	5	14	
Bredberg	Advisory	FY 20-21	0	0	0	13	1	14	
Brocki	Advisory	FY 20-21	0	1	8	6	3	18	
Brown	Advisory	FY 20-21	0	0	11	0	1	12	
Burke-Smith	Advisory	FY 20-21	0	1	11	0	2	14	
Burke, C.	Advisory	FY 20-21	0	0	11	0	3	14	
Burnett	Advisory	FY 20-21	0	0	11	0	2	13	
Burtnyk	Advisory	FY 20-21	0	0	13	0	2	15	
Burton	Advisory	FY 20-21	0	0	15	0	0	15	
Busso	Advisory	FY 20-21	1	1	9	1	2	14	
Butterfield	Advisory	FY 20-21	0	0	11	0	4	15	
Campo	Advisory	FY 20-21	0	0	0	14	0	14	
Canney	Advisory	FY 20-21	0	1	0	9	3	13	
Carter	Advisory	FY 20-21	0	0	19	0	1	20	
Closter	Advisory	FY 20-21	0	0	9	1	3	13	
Clune	Advisory	FY 20-21	0	0	0	11	1	12	
Cobb, K.	Advisory	FY 20-21	0	0	12	0	2	14	
Cobb, W.	Advisory	FY 20-21	0	0	12	0	2	14	
Collins, Peter	Advisory	FY 20-21	0	0	15	2	2	19	
Collins, Patrick	Advisory	FY 20-21	0	0	0	16	2	18	
Cuddy	Advisory	FY 20-21	0	0	0	14	0	14	
D'Errico	Advisory	FY 20-21	0	0	0	13	1	14	
Dancy	Advisory	FY 20-21	0	0	13	0	1	14	
Del Toro	Advisory	FY 20-21	0	0	0	12	2	14	
Diamatopoulos	Advisory	FY 20-21	0	0	0	12	2	14	
DiReda	Advisory	FY 20-21	0	0	13	0	1	14	
Doherty	Advisory	FY 20-21	0	0	0	12	2	14	
Donofrio	Advisory	FY 20-21	0	0	0	12	1	13	
Duffy	Advisory	FY 20-21	0	0	0	15	1	16	
Duggan	Advisory	FY 20-21	0	0	0	13	1	14	
Eriole	Advisory	FY 20-21	0	1	0	12	1	14	
Ferris	Advisory	FY 20-21	0	0	9	0	5	14	
Fickes	Advisory	FY 20-21	0	0	0	13	1	14	
Fitzgerald	Advisory	FY 20-21	0	0	14	0	0	14	
Flores	Advisory	FY 20-21	0	0	9	0	4	13	
Floyd	Advisory	FY 20-21	0	0	0	13	1	14	
Flynn	Advisory	FY 20-21	0	0	11	0	3	14	
Fox	Advisory	FY 20-21	0	0	12	0	2	14	
Gardner	Advisory	FY 20-21	0	0	13	0	1	14	
Garth	Advisory	FY 20-21	0	0	12	0	2	14	
Geoghegan	Advisory	FY 20-21	0	0	12	0	2	14	
Gonzales	Advisory	FY 20-21	0	0	0	15	0	15	
Gracie-Rogers	Advisory	FY 20-21	0	0	0	12	2	14	
Graham	Advisory	FY 20-21	0	0	10	0	3	13	
Gray	Advisory	FY 20-21	0	0	11	0	2	13	
Grimm	Advisory	FY 20-21	0	0	9	0	4	13	
Gustafson	Advisory	FY 20-21	0	1	10	0	3	14	
Hannah	Advisory	FY 20-21	0	0	0	11	3	14	
Heald	Advisory	FY 20-21	0	0	0	12	3	15	
Hertel-Therrien	Advisory	FY 20-21	0	0	13	0	1	14	
Jacobsen	Advisory	FY 20-21	0	0	12	0	1	13	
Joseph	Advisory	FY 20-21	0	0	13	0	1	14	
Lambert-Peloquin	Advisory	FY 20-21	0	0	0	11	3	14	

**Class Size Report
2020 - 2021**

Shrewsbury High School
Special Programs

October 1, 2020

Lapomardo	Advisory	FY 20-21	0	0	9	0	5	14
Lawlor	Advisory	FY 20-21	0	0	10	0	3	13
Leavitt	Advisory	FY 20-21	0	0	0	9	5	14
Leger	Advisory	FY 20-21	0	0	0	16	0	16
LeMay, M.	Advisory	FY 20-21	0	0	0	15	0	15
LeMay, S.	Advisory	FY 20-21	0	0	0	12	2	14
Linsey	Advisory	FY 20-21	0	0	11	0	3	14
Liporto	Advisory	FY 20-21	0	0	13	0	1	14
Lussier	Advisory	FY 20-21	0	0	11	0	3	14
MacDonald	Advisory	FY 20-21	0	0	9	1	3	13
Mazzu	Advisory	FY 20-21	0	0	13	0	1	14
MBurke	Advisory	FY 20-21	0	0	9	0	5	14
McCauley	Advisory	FY 20-21	0	0	0	12	2	14
McSweeney	Advisory	FY 20-21	0	1	0	13	2	16
Mercadante	Advisory	FY 20-21	0	0	13	0	1	14
Moisan	Advisory	FY 20-21	0	0	13	11	1	25
Montalvo	Advisory	FY 20-21	0	0	1	13	2	16
Moran	Advisory	FY 20-21	0	0	11	0	3	14
Morin	Advisory	FY 20-21	0	0	9	0	5	14
Moynihan	Advisory	FY 20-21	0	0	0	12	1	13
Mulryan	Advisory	FY 20-21	0	0	9	2	2	13
Nattinville	Advisory	FY 20-21	0	0	0	18	0	18
Noel	Advisory	FY 20-21	0	0	11	0	2	13
O'Connor, J.	Advisory	FY 20-21	0	0	12	0	2	14
O'Connor, P.	Advisory	FY 20-21	0	0	0	8	8	16
Pageau	Advisory	FY 20-21	0	0	0	13	2	15
Palazzo	Advisory	FY 20-21	0	1	9	0	3	13
Panarelli	Advisory	FY 20-21	0	0	0	11	2	13
Phillips	Advisory	FY 20-21	0	0	0	11	3	14
Plourde	Advisory	FY 20-21	0	0	0	17	0	17
Prior	Advisory	FY 20-21	0	0	0	17	2	19
Raczelowsk	Advisory	FY 20-21	0	0	12	0	3	15
Ray	Advisory	FY 20-21	0	0	0	13	3	16
Rice	Advisory	FY 20-21	0	0	0	12	2	14
Rigberg	Advisory	FY 20-21	0	0	1	11	2	14
Roberts	Advisory	FY 20-21	0	0	11	0	2	13
Rohstein	Advisory	FY 20-21	0	0	0	10	6	16
Satterfield	Advisory	FY 20-21	0	1	13	0	0	14
Scheer	Advisory	FY 20-21	0	1	0	10	4	15
Seol	Advisory	FY 20-21	0	2	10	0	2	14
Sherman	Advisory	FY 20-21	0	0	0	14	1	15
Simler	Advisory	FY 20-21	0	0	0	13	2	15
Smith	Advisory	FY 20-21	0	1	0	14	0	15
Sooy	Advisory	FY 20-21	0	0	0	11	5	16
Spisto	Advisory	FY 20-21	0	0	0	12	2	14
Splaine	Advisory	FY 20-21	0	0	13	5	1	19
Stack	Advisory	FY 20-21	0	0	0	11	3	14
Steinberg	Advisory	FY 20-21	0	1	12	0	0	13
Stoens	Advisory	FY 20-21	0	0	0	7	5	12
Tashjian	Advisory	FY 20-21	0	0	1	10	1	12
Thompson	Advisory	FY 20-21	0	0	0	14	2	16
Tokay	Advisory	FY 20-21	0	0	0	12	2	14
Toti	Advisory	FY 20-21	0	0	11	0	3	14
Vega	Advisory	FY 20-21	0	0	11	0	3	14
Vokes	Advisory	FY 20-21	0	0	0	10	5	15
Wallace	Advisory	FY 20-21	7	3	1	1	0	12
Weir	Advisory	FY 20-21	0	0	13	0	1	14
Wheeler	Advisory	FY 20-21	0	0	11	2	1	14
White	Advisory	FY 20-21	0	0	13	0	1	14
Williams	Advisory	FY 20-21	0	0	13	0	1	14
Winn	Advisory	FY 20-21	0	0	11	0	3	14
Wood	Advisory	FY 20-21	0	0	0	8	4	12
Wright Nadolsky	Advisory	FY 20-21	0	0	0	13	1	14
Yeh	Advisory	FY 20-21	0	0	0	12	4	16
Yellin	Advisory	FY 20-21	0	0	11	0	2	13
								14.4

**Class Size Report
2020 - 2021**

Shrewsbury High School
Special Education

October 1, 2020

	FTE	# of Teaching Sections	# of Students	Avg. Class Size
Arey	1.0	5	15	3.0
Ambiel	1.0	4	19	4.8
Foley	1.0	5	26	5.2
Gonzales	1.0	5	18	3.6
Heald	1.0	6	25	4.2
Lemay	1.0	1	10	10.0
O'Connor	1.0	6	21	3.5
Quinn	1.0	0	0	0.0
Ray	1.0	5	12	2.4
Rohtstein	1.0	6	19	3.2
Sherman	1.0	6	25	4.2
Simler	1.0	7	22	3.1
Spisto	1.0	1	4	4.0
Tokay	1.0	6	16	2.7
Wallace	1.0	6	30	5.0
Total	15.0	69	262	3.8

Last Name	Co-Taught Courses with a Special Education Staff Member **the following co-taught sections are not included in the sections above	Term	A1	A2	B	C	Total
Ambiel & Burnett	English 9B--co-taught	FY 20-21	0	0	2	3	5
Heald & Moran	Algebra & Geometry I--co-taught	FY 20-21	0	0	3	7	10
Heald & Moran	Algebra & Geometry I--co-taught	FY 20-21	0	2	1	3	6
Rohtstein & Joseph	Algebra & Geometry II B--co-taught	FY 20-21	0	1	5	3	9
Gonzales & Noel	Advanced Math I B--co-taught	FY 20-21	0	0	2	2	4
O'Connor & Tashjian	Lab Biology--co-taught	FY 20-21	1	5	0	2	8
Gonzales & Cuddy	Lab Chemistry--co-taught	FY 20-21	0	2	3	2	7
Tokay & Roland	Lab Introductory Physics--co-taught	FY 20-21	0	5	0	2	7
Total			1	15	16	24	56

Teacher	Course Name	Term	A1	A2	B	C	Total	Avg. Class Size
Wallace	ELC Consumer Math	FY 20-21	4	0	0	0	4	
Foley	ELC Consumer Math	FY 20-21	2	0	0	0	2	3.0
Wallace	ELC ELA Topics	FY 20-21	3	0	0	0	3	
Foley	ELC ELA Topics	FY 20-21	3	1	0	0	4	3.5
Wallace	ELC Science Topics	FY 20-21	5	1	1	0	7	
Foley	ELC Science Topics	FY 20-21	2	0	0	0	2	4.5
Wallace	ELC Social Studies Topics	FY 20-21	3	0	1	0	4	4.0
Ambiel	Essential English 9/10	FY 20-21	1	5	1	0	7	
Ambiel	Essential English 9/10	FY 20-21	1	4	0	1	6	6.5
Simler	Essential English 11/12	FY 20-21	0	4	0	0	4	
Simler	Essential English 11/12	FY 20-21	0	1	1	0	2	3.0
Wallace	Essential History 9/10	FY 20-21	3	3	0	0	6	
Wallace	Essential History 9/10	FY 20-21	0	5	0	1	6	6.0
Arey	Essential History 11/12	FY 20-21	0	2	0	0	2	2.0
Heald	Essential Math 9/10	FY 20-21	0	5	0	1	6	
Heald	Essential Math 9/10	FY 20-21	2	4	1	0	7	6.5
Sherman	Essential Math 11/12	FY 20-21	0	5	0	0	5	

**Class Size Report
2020 - 2021**

Shrewsbury High School
Special Education

October 1, 2020

Teacher	Course Name	Term	A1	A2	B	C	Total	Avg. Class Size
Sherman	Essential Math 11/12	FY 20-21	0	0	2	0	2	3.5
Ambiel	Learning Skills 9/10	FY 20-21	1	0	0	2	3	
Sherman	Learning Skills 9/10	FY 20-21	0	1	1	2	4	
Sherman	Learning Skills 9/10	FY 20-21	0	0	2	1	3	
Heald	Learning Skills 9/10	FY 20-21	0	1	0	1	2	
Heald	Learning Skills 9/10	FY 20-21	0	2	2	1	5	
Rohtstein	Learning Skills 9/10	FY 20-21	0	0	3	1	4	
Rohtstein	Learning Skills 9/10	FY 20-21	0	0	1	0	1	
Rohtstein	Learning Skills 9/10	FY 20-21	0	3	1	1	5	
Ray	Learning Skills 9/10	FY 20-21	0	0	1	0	1	
Ray	Learning Skills 9/10	FY 20-21	0	0	0	1	1	
Ray	Learning Skills 9/10	FY 20-21	1	1	1	1	4	
Gonzales	Learning Skills 9/10	FY 20-21	0	0	1	1	2	
Gonzales	Learning Skills 9/10	FY 20-21	0	0	3	1	4	
Simler	Learning Skills 9/10	FY 20-21	0	0	0	2	2	
Simler	Learning Skills 9/10	FY 20-21	0	0	0	1	1	
Simler	Learning Skills 9/10	FY 20-21	0	0	0	2	2	
O'Connor	Learning Skills 9/10	FY 20-21	0	0	1	1	2	
O'Connor	Learning Skills 9/10	FY 20-21	0	0	2	0	2	
Arey	Learning Skills 9/10	FY 20-21	0	0	3	4	7	
Arey	Learning Skills 9/10	FY 20-21	0	0	0	2	2	
Tokay	Learning Skills 9/10	FY 20-21	0	0	1	1	2	
Tokay	Learning Skills 9/10	FY 20-21	0	0	2	2	4	
Tokay	Learning Skills 9/10	FY 20-21	0	1	0	1	2	
Tokay	Learning Skills 9/10	FY 20-21	0	0	2	0	2	
Tokay	Learning Skills 9/10	FY 20-21	0	1	0	2	3	2.8
Rohtstein	Learning Skills 11/12	FY 20-21	0	0	1	1	2	
Ray	Learning Skills 11/12	FY 20-21	0	0	1	2	3	
Gonzales	Learning Skills 11/12	FY 20-21	0	0	0	1	1	
O'Connor	Learning Skills 11/12	FY 20-21	0	0	4	1	5	
Rohtstein	Learning Skills 11/12	FY 20-21	0	0	4	2	6	
O'Connor	Learning Skills 11/12	FY 20-21	0	1	0	0	1	
Sherman	Learning Skills 11/12	FY 20-21	0	0	2	3	5	
Simler	Learning Skills 11/12	FY 20-21	0	1	3	2	6	
Arey	Learning Skills 11/12	FY 20-21	0	0	1	0	1	
Sherman	Learning Skills 11/12	FY 20-21	0	0	5	1	6	
Ambiel	Learning Skills 11/12	FY 20-21	0	1	1	1	3	
Heald	Learning Skills 11/12	FY 20-21	0	1	2	1	4	
Rohtstein	Learning Skills 11/12	FY 20-21	0	0	1	0	1	
Ray	Learning Skills 11/12	FY 20-21	0	0	2	1	3	
Gonzales	Learning Skills 11/12	FY 20-21	0	0	1	5	6	
Simler	Learning Skills 11/12	FY 20-21	0	0	3	2	5	
Arey	Learning Skills 11/12	FY 20-21	0	0	0	3	3	
Tokay	Learning Skills 11/12	FY 20-21	0	1	0	2	3	
Heald	Learning Skills 11/12	FY 20-21	0	0	1	0	1	
Gonzales	Learning Skills 11/12	FY 20-21	0	0	3	2	5	
O'Connor	Learning Skills 11/12	FY 20-21	0	2	2	1	5	3.6
Foley	Vocational Exploration	FY 20-21	5	2	1	0	8	8.0
O'Connor	World of Work	FY 20-21	0	3	2	1	6	
Foley	World of Work	FY 20-21	6	3	0	1	10	8.0

**Class Size Report
2020 - 2021**

Shrewsbury High School
Visual Arts

October 1, 2020

	FTE	# of Sections	# of Students	Avg. Class Size
Cobb	1.0	9	122	13.6
Fox	1.0	8	91	11.4
LeBlanc	0.4	4	35	8.8
O'Hara	1.0	10	128	12.8
Williams	0.8 + .2 VHS	8	78	9.8
Total	4.2	39	454	11.6

	room is close to capacity
	room is at capacity or class is closed

Teacher	Course Name	Term	A1	A2	B	C	D	Total	Avg. Class Size
LeBlanc	Adaptive Art & Foundations of Art	S1	5	0	1	0	0	6	6.0
Cobb	Art Intro	S1	0	0	7	6	0	13	
Cobb	Art Intro	S1	0	0	9	12	0	21	
Cobb	Art Intro	S2	0	0	6	2	0	8	
Cobb	Art Intro	S2	1	0	7	11	0	19	
Cobb	Art Intro	S2	0	0	3	8	0	11	14.4
O'Hara	Ceramics	S1	0	0	7	6	0	13	
O'Hara	Ceramics	S1	0	0	6	7	0	13	
O'Hara	Ceramics	S1	0	0	6	6	0	12	
O'Hara	Ceramics	S1	1	0	5	8	0	14	
O'Hara	Ceramics	S1	0	0	8	6	0	14	
O'Hara	Ceramics	S2	0	0	8	5	0	13	
O'Hara	Ceramics	S2	0	0	7	5	0	12	
O'Hara	Ceramics	S2	0	0	8	6	0	14	
O'Hara	Ceramics	S2	0	0	7	8	0	15	13.3
Williams	Sculpture and Installation	S2	0	0	4	3	0	7	
Williams	Sculpture and Installation	S2	0	0	7	7	0	14	10.5
O'Hara	Ceramics II & Sculpture	S2	0	0	6	2	0	8	
Williams	Ceramics II & Sculpture	S2	0	0	6	4	0	10	
Williams	Ceramics II & Sculpture	S1	0	0	5	0	0	5	7.7
Williams	Ceramics III & Sculpture	S1	0	0	4	5	0	9	9.0
LeBlanc	Creative Sketchbooks	S2	0	0	3	3	0	6	
LeBlanc	Creative Sketchbooks	S2	0	0	5	6	0	11	
Fox	Creative Sketchbooks	S1	0	0	3	2	0	5	
Fox	Creative Sketchbooks	S1	1	1	6	6	0	14	9.0
Cobb	Traditional and Digital Photography	S1	0	0	5	6	0	11	
Cobb	Traditional and Digital Photography	S2	0	0	6	7	0	13	
Cobb	Traditional and Digital Photography	S1	0	0	9	5	0	14	
Williams	Traditional and Digital Photography	S1	0	0	3	8	0	11	
Williams	Traditional and Digital Photography	S1	0	0	7	5	0	12	
Williams	Traditional and Digital Photography	S2	0	0	6	4	0	10	11.8
Fox	Digital Art & Design	S1	0	0	6	5	0	11	
Fox	Digital Art & Design	S1	0	1	4	6	0	11	
Fox	Digital Art & Design	S2	0	0	2	9	0	11	
Fox	Digital Art & Design	S2	0	0	11	8	0	19	
Fox	Digital Art & Design	S2	0	0	5	5	0	10	12.4
Fox	Mixed Media	S2	0	0	7	3	0	10	10.0
LeBlanc	Studio I Semester	S1	0	0	9	3	0	12	12.0
Cobb	Studio II Honors	FY 20-21	0	0	4	8	0	12	12.0
Shari Fox	AP Studio Art/Drawing	FY 20-21	0	0	2	5	0	7	7.0

**Class Size Report
2020 - 2021**

Shrewsbury High School
Remote / Cohort D

October 1, 2020

	FTE	# of Sections	# of Students
Coordinators:			
Almeida	0.2	9	24
Bredberg	0.6	55	824
Cacela	1.0	7	421
Charest	1.0	8	111
Corazzini	1.0	8	471
Grady	1.0	28	347
Huynh	0.2	14	160
Jha	1.0	8	120
Keating	1.0	7	111
Moisan	1.0	11	130
Roland	1.0	11	113
Shaughnessy	1.0	4	49
Walsh	1.0	9	124
Instructors:			
Arey	0.2	2	2
Bellemer	0.4	3	52
Kouassi	0.2	8	46
Lin	0.2	9	95
Meng	0.2	2	7
O'Connor	0.2	1	3
Posiadala	0.2	2	3
Ray	0.2	1	10
Total	12.8	207	3223

Teacher	Course Name	Term	D
Almeida	AP Chinese Language & Culture	all yr.	4
Almeida	AP French Language	all yr.	1
Almeida	AP Spanish Language	all yr.	2
Almeida	Latin I	all yr.	2
Almeida	Latin II Honors	all yr.	3
Almeida	Latin V Honors	all yr.	2
Almeida	Mandarin Chinese II	all yr.	5
Almeida	Mandarin Chinese II Honors	all yr.	3
Almeida	Mandarin Chinese IV Honors	all yr.	2
Arey	Essential History 11/12	all yr.	1
Arey	Essential History 9/10	all yr.	1
Bellemer	Latin III	all yr.	20
Bellemer	Latin III Honors	all yr.	1
Bellemer	Latin IV Honors	all yr.	31
Bredberg	Art History I	all yr.	28
Bredberg	Art History I	all yr.	39
Bredberg	Art History I	all yr.	26
Bredberg	Financial Math	all yr.	37
Bredberg	Financial Math	all yr.	30
Bredberg	Financial Math	all yr.	30
Bredberg	Introduction to Art	all yr.	32
Bredberg	Introduction to Art	all yr.	59
Bredberg	Introduction to Art	all yr.	7

**Class Size Report
2020 - 2021**

Shrewsbury High School
Remote / Cohort D

October 1, 2020

Teacher	Course Name	Term	D
Bredberg	Mathematical Models with Applications	all yr.	14
Bredberg	Statistics	all yr.	9
Bredberg	Statistics	all yr.	37
Bredberg	Statistics	all yr.	2
Bredberg	Business Law	S1	26
Bredberg	Business Law	S1	43
Bredberg	Engineering & Design	S1	7
Bredberg	Engineering & Design	S1	5
Bredberg	Engineering & Product Development	S1	1
Bredberg	Engineering & Product Development	S1	2
Bredberg	Intro Career in Govt & Public Admin	S1	7
Bredberg	Intro Careers: Arts, A/V, Communication	S1	3
Bredberg	Intro Law, Pub Safety, Corrections, Sec	S1	37
Bredberg	Intro to Careers in Finance	S1	16
Bredberg	Intro to Careers in Finance	S1	7
Bredberg	Intro to Careers in Health Sciences	S1	14
Bredberg	Intro to Careers in Health Sciences	S1	36
Bredberg	Intro to Careers in Health Sciences	S1	3
Bredberg	Introduction to Network Systems	S1	2
Bredberg	Personal Finance	S1	4
Bredberg	Personal Finance	S1	29
Bredberg	Trigonometry	S1	12
Bredberg	Business Law	S2	3
Bredberg	Business Law	S2	3
Bredberg	Engineering & Design	S2	8
Bredberg	Engineering & Design	S2	3
Bredberg	Engineering & Design	S2	1
Bredberg	Engineering & Product Development	S2	5
Bredberg	Engineering & Product Development	S2	1
Bredberg	Intro Career in Govt & Public Admin	S2	1
Bredberg	Intro Career in Govt & Public Admin	S2	10
Bredberg	Intro Career in Govt & Public Admin	S2	8
Bredberg	Intro Careers: Arts, A/V, Communication	S2	4
Bredberg	Intro Careers: Arts, A/V, Communication	S2	18
Bredberg	Intro Law, Pub Safety, Corrections, Sec	S2	18
Bredberg	Intro Law, Pub Safety, Corrections, Sec	S2	30
Bredberg	Intro to Careers in Finance	S2	27
Bredberg	Intro to Careers in Finance	S2	33
Bredberg	Intro to Careers in Health Sciences	S2	3
Bredberg	Intro to Careers in Health Sciences	S2	3
Bredberg	Intro to Careers in Health Sciences	S2	4
Bredberg	Introduction to Network Systems	S2	9
Bredberg	Introduction to Network Systems	S2	9
Bredberg	Personal Finance	S2	5
Bredberg	Personal Finance	S2	5
Bredberg	Personal Finance	S2	9
Cacela	English 10B	all yr.	4

**Class Size Report
2020 - 2021**

Shrewsbury High School
Remote / Cohort D

October 1, 2020

Teacher	Course Name	Term	D
Cacela	English 11 Honors	all yr.	65
Cacela	English 11A	all yr.	80
Cacela	English 12 Honors	all yr.	58
Cacela	English 12A	all yr.	67
Cacela	Expository Reading & Writing	all yr.	81
Cacela	Intro Communications & Speech	all yr.	66
Charest	US History I	all yr.	1
Charest	US History I Honors	all yr.	59
Charest	World Civilization	all yr.	12
Charest	Economics	S1	2
Charest	Economics Honors	S1	5
Charest	Economics Honors	S1	25
Charest	Economics	S2	5
Charest	Economics Honors	S2	2
Corazzini	Phys Ed 9-12	S1	67
Corazzini	Phys Ed 9-12	S1	52
Corazzini	Phys Ed 9-12	S1	74
Corazzini	Phys Ed 9-12	S1	64
Corazzini	Phys Ed 9-12	S1	18
Grady	US History I	all yr.	4
Grady	US History II	all yr.	20
Grady	US History II Honors	all yr.	25
Grady	American Government	S1	12
Grady	American Government	S1	7
Grady	American Government Honors	S1	28
Grady	Psychology	S1	1
Grady	Psychology	S1	2
Grady	Psychology	S1	21
Grady	Psychology Honors	S1	2
Grady	Psychology Honors	S1	33
Grady	Psychology Honors	S1	4
Grady	Sociology	S1	2
Grady	Sociology	S1	10
Grady	Sociology Honors	S1	4
Grady	Sociology Honors	S1	32
Grady	American Government	S2	7
Grady	American Government	S2	2
Grady	American Government Honors	S2	2
Grady	Psychology	S2	9
Grady	Psychology	S2	3
Grady	Psychology	S2	9
Grady	Psychology Honors	S2	12
Grady	Sociology	S2	38
Grady	Sociology	S2	10
Grady	Sociology	S2	6
Grady	Sociology Honors	S2	1
Grady	Sociology Honors	S2	41

**Class Size Report
2020 - 2021**

Shrewsbury High School
Remote / Cohort D

October 1, 2020

Teacher	Course Name	Term	D
Huynh	Remote VHS AP Biology	all yr.	1
Huynh	Remote VHS AP Calculus AB	all yr.	20
Huynh	Remote VHS AP Calculus BC	all yr.	1
Huynh	Remote VHS AP Chemistry	all yr.	27
Huynh	Remote VHS AP English Language	all yr.	1
Huynh	Remote VHS AP Environmental Science	all yr.	22
Huynh	Remote VHS AP Human Geography	all yr.	31
Huynh	Remote VHS AP Latin Vergil & Caesar	all yr.	9
Huynh	Remote VHS AP Music Theory	all yr.	4
Huynh	Remote VHS AP Physics 1	all yr.	3
Huynh	Remote VHS AP Physics C	all yr.	1
Huynh	Remote VHS AP Psychology	all yr.	4
Huynh	Remote VHS AP Statistics	all yr.	28
Huynh	Remote VHS AP US History	all yr.	8
Jha	English 10 Honors	all yr.	40
Jha	English 10A	all yr.	14
Jha	English 10B	all yr.	8
Jha	English 9 Honors	all yr.	13
Jha	English 9A	all yr.	3
Jha	English 9A	all yr.	35
Jha	English 9B	all yr.	2
Jha	English 9B	all yr.	5
Keating	Advanced Math I	all yr.	11
Keating	Advanced Quantitative Reasoning	all yr.	8
Keating	Advanced Quantitative Reasoning Honor	all yr.	2
Keating	Calculus Honors	all yr.	16
Keating	Functions & Trigonometry	all yr.	19
Keating	Pre-Calculus	all yr.	28
Keating	Pre-Calculus Honors	all yr.	27
Kouassi	Accelerated French I	all yr.	2
Kouassi	French I	all yr.	5
Kouassi	French II	all yr.	8
Kouassi	French II Honors	all yr.	9
Kouassi	French III	all yr.	6
Kouassi	French III Honors	all yr.	4
Kouassi	French IV	all yr.	9
Kouassi	French IV Honors	all yr.	3
Corazzini	Health 10: Healthy Living	S2	65
Corazzini	Health 11: Lifelong Health	S2	74
Corazzini	Health 9: Wellness	S2	57
Lin	Accelerated Spanish I	all yr.	12
Lin	Spanish I	all yr.	5
Lin	Spanish II	all yr.	25
Lin	Spanish II Honors	all yr.	5
Lin	Spanish II Language & Culture	all yr.	2
Lin	Spanish III	all yr.	29
Lin	Spanish III Honors	all yr.	1

**Class Size Report
2020 - 2021**

Shrewsbury High School
Remote / Cohort D

October 1, 2020

Teacher	Course Name	Term	D
Lin	Spanish IV	all yr.	12
Lin	Spanish IV Honors	all yr.	4
Meng	Mandarin Chinese III	all yr.	3
Meng	Mandarin Chinese III Honors	all yr.	4
Moisan	Advanced Math I	all yr.	19
Moisan	Advanced Math I B	all yr.	2
Moisan	Advanced Math I Honors	all yr.	29
Moisan	Algebra & Geometry I	all yr.	10
Moisan	Algebra & Geometry I	all yr.	9
Moisan	Algebra & Geometry II	all yr.	28
Moisan	Algebra & Geometry II B	all yr.	1
Moisan	Algebra & Geometry II Honors	all yr.	23
Moisan	Foundations of Advanced Math I	all yr.	2
Moisan	Foundations of Alg/Geo I	all yr.	5
Moisan	Foundations of Alg/Geom II	all yr.	2
O'Connor	World of Work	all yr.	3
Posiadala	French V	all yr.	2
Posiadala	French V Honors	all yr.	1
Ray	Learning Skills	all yr.	10
Roland	Chemistry	all yr.	28
Roland	Chemistry Honors	all yr.	7
Roland	Earth and Space Science	all yr.	3
Roland	Earth and Space Science	all yr.	15
Roland	Earth and Space Science	all yr.	26
Roland	Environmental Science	all yr.	3
Roland	Environmental Science Honors	all yr.	1
Roland	Lab Chemistry	all yr.	1
Roland	Lab Chemistry	all yr.	6
Roland	Physics	all yr.	10
Roland	Physics Honors	all yr.	13
Shaughnessy	Essential English	all yr.	10
Shaughnessy	Essential Math	all yr.	7
Shaughnessy	Learning Skills	all yr.	1
Shaughnessy	Learning Skills	all yr.	31
Walsh	Biology	all yr.	19
Walsh	Biology Honors	all yr.	26
Walsh	Chemistry	all yr.	1
Walsh	Chemistry Honors	all yr.	23
Walsh	Introductory Physics	all yr.	27
Walsh	Introductory Physics Honors	all yr.	10
Walsh	Lab Biology	all yr.	4
Walsh	Lab Biology	all yr.	13
Walsh	Lab Introductory Physics	all yr.	1

Caseloads
 2020 - 2021

School Counselor	Class of 2024	Class of 2023	Class of 2022	Class of 2021	FTE	2020-2021 Totals
Diamantopoulos	60	65	56	53	1.0	234
Eriole	59	61	64	59	1.0	243
Floyd	58	54	63	60	1.0	235
Flynn	56	61	58	56	1.0	231
Huynh (Director)	0	6	4	4	0.2	14
Lussier	56	56	57	55	1.0	224
O'Connor	59	61	56	59	1.0	235
Rice	53	53	56	56	1.0	218
Vega	58	63	58	62	1.0	241
Totals	459	480	472	464	8.2	1875

**Annual Ratios of
 Students-to-School Counselors**

2020-2021 Ratio = **228-to-1**
 2019-2020 Ratio = 225-to-1
 2018-2019 Ratio = 248-to-1
 2017-2018 Ratio = 247-to-1
 2016-2017 Ratio = 242-to-1
 2015-2016 Ratio = 225-to-1
 2014-2015 Ratio = 228-to-1
 2013-2014 Ratio = 259-to-1
 2012-2013 Ratio = 259-to-1
 2011-2012 Ratio = 255-to-1



**SHREWSBURY PUBLIC SCHOOLS
SCHOOL COMMITTEE MEETING**

ITEM NO: **V. Curriculum**

MEETING DATE: **11/18/20**

BACKGROUND INFORMATION:

ACTION RECOMMENDED:

STAFF & STUDENTS AVAILABLE FOR PRESENTATION:



**SHREWSBURY PUBLIC SCHOOLS
SCHOOL COMMITTEE MEETING**

ITEM NO: **VI. Policy**

MEETING DATE: **11/18/20**

BACKGROUND INFORMATION:

ACTION RECOMMENDED:

COMMITTEE MEMBERS/STAFF AVAILABLE FOR PRESENTATION:



**SHREWSBURY PUBLIC SCHOOLS
SCHOOL COMMITTEE MEETING**

ITEM NO: **VII. Finance & Operations**

MEETING DATE: **11/18/20**

A. Fiscal Year 2022 Budget Guidelines & Priorities: Review & Vote

BACKGROUND INFORMATION:

The Fiscal Projections Subcommittee, Dr. Sawyer, and Mr. Collins developed the draft (enclosed) on Budget Guidelines and Priorities for the Fiscal Year 2022. The Priorities & Guidelines for Fiscal Year 2022 Budget Development provides the community with information about the School Committee's priorities for the FY22 School Department Budget. It also is designed to provide guidance to the Superintendent of Schools and the School Department administration regarding the development of its initial Fiscal Year 2022 School Department Budget proposal. Dr. Magee and Ms. Heffernan are members of the Fiscal Projections Subcommittee.

ACTION RECOMMENDED:

That the Committee discuss the draft and vote to approve the Fiscal Year 2022 Budget Guidelines & Priorities.

MEMBERS/STAFF AVAILABLE FOR PRESENTATION:

Dr. B. Dale Magee & Lynsey Heffernan, Fiscal Projections Subcommittee
Dr. Joseph M. Sawyer, Superintendent of Schools
Mr. Patrick Collins, Assistant Superintendent for Finance & Operations



Shrewsbury School Committee Priorities & Guidelines for Fiscal Year 2022 Budget Development

Overview

This document provides the community with information about the School Committee's priorities for the Fiscal Year 2022 School Department Budget. It is also designed to provide guidance to the Superintendent of Schools and the School Department administration regarding the development of its initial Fiscal Year 2022 School Department Budget proposal.

Clearly, the Coronavirus pandemic has significantly impacted all aspects of our lives. Our top priority must continue to be the health and safety of our students and staff and we must plan for sufficient resources to support this.

With health and safety as our top priority, we acknowledge that some of the goals and objectives included in our Strategic Priorities & Goals Plan for 2018-2022 will take longer to achieve.

It is also very important to note that *prior* to the pandemic the school district experienced a budget crisis that required significant cost cutting due to lack of fiscal resources, totaling about \$1.9 million in reductions and almost 30 full-time equivalent positions. The budget process for Fiscal Year 2022 should consider the impact of these reductions and what restorations might be warranted in addition to the complicating factors of the ongoing pandemic and the opening of the new Beal Elementary School next year.

Priorities

The initial FY22 School Department Budget proposal shall include resources to address each of the following priorities:

1. *Coronavirus Planning and Resources:*

To provide adequate staff, equipment, services, and supplies to maintain a safe and healthy learning environment in all of our schools as we continue to deal with the Coronavirus Pandemic. Planning must necessarily include the budget options of full in-person learning, possible continuation of the current hybrid model, or partial/complete remote learning.

2. *Opening New Beal Elementary School:*

To provide the necessary staff and other operating resources to open the new Beal Elementary School and fully implement our elementary redistricting plan.

3. *Resources for Continued Progress Towards Fulfillment of the 2018-2022 Strategic Priorities & Goals*

- To maintain class sizes within school committee guidelines.

- To consider what investments will advance the district's commitment its core value of equity, particularly as it works to advance equity and anti-racism throughout our school communities.
- To make sufficient investments in technology in order to realize the educational and operational benefits available through digital resources and to provide sufficient capacity for the state's new testing system, while creating opportunities to benefit from short and long-term cost efficiencies.
- To make investments in district-based programming and resources in order to provide high quality, cost effective opportunities to educate students with all forms of specialized needs within their own community's schools rather than specialized placements outside of the district.
- To further fulfill the recommendations of the University of Massachusetts [Edward J. Collins Center for Public Management] Central Office Organizational Study by providing resources to address district capacity related to personnel, organization, space, and technology.

Assumptions & Guidance

It is assumed that the initial FY22 School Department Budget proposal will:

1. Provide adequate resources to meet all legal mandates required of the school district.
2. Reflect the terms of collective bargaining agreements and other contractual obligations.
3. Provide sufficient resources to maintain a) the existing educational program and b) staffing levels necessary to meet mandates and priorities.
4. Utilize the best available information to project changes in costs (such as tuitions) and revenues (such as state funding through the Chapter 70 and Circuit Breaker programs, grants, etc.).
5. Estimate level of funding for all federal and state grants.
6. Review fee levels for all programs and adjust, as necessary, to reflect market price conditions and specific cost structure of each program. With respect to the Full-Day Kindergarten Program, the administration should prepare a financial plan that continues the plan to eliminate the tuition fee anticipation of providing universal, full-day kindergarten starting in the Fall 2022 in connection with the completion of the Beal Project.
7. Examine ways to reduce or shift costs in order to achieve district priorities without requiring additional funding allocations wherever possible.
8. Given space constraints, the administration should assume no new School Choice seats would be voted by the School Committee for approval.
9. Display data and budget information in new ways including further use of the *ClearGov* web-based platform.
10. Similar to FY21, the Superintendent's budget recommendation should be separated in a way that costs for a "status quo" or "level services" budget are totaled and any new resources to meet the challenges of the Coronavirus, the opening of new Beal School, and fulfillment of the Strategic Priorities and Goals calculated separately.



**SHREWSBURY PUBLIC SCHOOLS
SCHOOL COMMITTEE MEETING**

ITEM NO: **VII. Finance & Operations**

MEETING DATE: **11/18/20**

BACKGROUND INFORMATION:

ACTION RECOMMENDED:

STAFF AVAILABLE FOR PRESENTATION:



**SHREWSBURY PUBLIC SCHOOLS
SCHOOL COMMITTEE MEETING**

ITEM NO: **VIII. Old Business**

MEETING DATE: **11/18/20**

BACKGROUND INFORMATION:

ACTION RECOMMENDED:

MEMBERS/STAFF AVAILABLE FOR PRESENTATION:



**SHREWSBURY PUBLIC SCHOOLS
SCHOOL COMMITTEE MEETING**

ITEM NO: **IX. New Business**

MEETING DATE: **11/18/20**

BACKGROUND INFORMATION:

ACTION RECOMMENDED:

STAFF AVAILABLE FOR PRESENTATION:



**SHREWSBURY PUBLIC SCHOOLS
SCHOOL COMMITTEE MEETING**

ITEM NO: **X. Approval of Minutes**

MEETING DATE: **11/18/20**

BACKGROUND INFORMATION:

The minutes from the School Committee Meetings held on October 28 and November 4, 2020 are enclosed.

ACTION RECOMMENDED:

That the Committee accept the minutes from the School Committee Meetings held on October 28 and November 4, 2020.

STAFF AVAILABLE FOR PRESENTATION:

Ms. Sandra Fryc, Chairperson

Dr. B. Dale Magee, Secretary

**SHREWSBURY PUBLIC SCHOOLS
100 MAPLE AVENUE
SHREWSBURY, MASSACHUSETTS**

MINUTES OF SCHOOL COMMITTEE MEETING

Wednesday, October 28, 2020

Present via virtual participation: Ms. Sandy Fryc, Chairperson; Mr. Jon Wensky, Vice Chairperson; Dr. B. Dale Magee, Secretary; Ms. Lynsey Heffernan; Mr. Jason Palitsch; and Dr. Joseph Sawyer, Superintendent of Schools.

Due to the Coronavirus (COVID-19) pandemic, this meeting was not open to physical attendance by the public, but was broadcast live on SELCO Channels 30 & 330 and streamed live on the Shrewsbury Media Connection website.

A complete audio/visual recording of this meeting is available on the Shrewsbury Public Schools website.

The meeting was convened by Ms. Fryc at 7:00 pm.

I. Public Participation

None.

II. Chairperson's Report & Members' Reports

Ms. Fryc reported she attended Beal Building Committee and Redistricting Committee meetings the prior evening, and that the Beal project remains on plan and under budget.

III. Superintendent's Report

Dr. Sawyer reported that the Redistricting Committee met the prior evening; congratulated Shrewsbury High School (SHS) Athletic Trainer Walter Hildebrand on being named the District E Athletic Trainer of the Year; advised a Community Walk and Vigil for Mental Health would be held virtually at the weekend; and noted that with snow in the short-term forecast, the district has the option to decide locally to have remote learning days in lieu of snow days when weather is inclement.

IV. Time Scheduled Appointments:

A. Update on Reopening of the 2020-2021 School Year: Report

Dr. Sawyer began the update with a summary of key messages, reasons to be proud, and COVID-19 mitigation strategies; and provided information on COVID cases in the district (stressing that there remains no evidence of transmission in schools), current local and state public health data, medical literature on in-school transmission risk, and updates to decision-making relative to making changes to the educational program. Director of Nursing Noelle Freeman presented information on the Phase I Abbott BinaxNOW Rapid Point of

Care COVID-19 testing program available for use by interested K-12 schools, and noted items for consideration by Shrewsbury Public Schools to determine if the program would be beneficial to the district.

B. Recent Medical Science on COVID-19 & Schools: Report & Discussion

Dr. Sawyer introduced Andrea Ciaranello, MD, MPH, Infectious Disease Physician at Massachusetts General Hospital and Assistant Professor of Medicine at Harvard Medical School. Dr. Ciaranello's report on K-grade 12 schools and COVID-19 included information on key considerations relative to students, educators, and equity; mitigation strategies; data collected so far in Fall 2020 from K- grade 12 schools domestically and internationally; Children's Hospital of Philadelphia (CHOP) Policy Lab findings; variance in community rate thresholds for remote learning; types of testing for symptomatic and asymptomatic individuals; and screening of asymptomatic students and staff.

Committee members asked clarifying questions on Department of Elementary and Secondary Education (DESE) and Department of Public Health (DPH) COVID-19 data reporting relative to public and private schools, and to remote learning; information flow between schools, DESE, and DPH; the relationship between community transmission and educational program choice; testing and potential participation in the BinaxNOW study; and low in-school transmission relative to students attending school in person (where Dr. Ciaranello indicated she is comfortable with updated state guidance to continue in-person school even when a community is rated "red" by the Department of Public Health, as long as mitigation strategies remain in place and contact tracing is done).

V. Curriculum

None.

VI. Policy

None.

VII. Finance & Operations

None.

VIII. Old Business

None.

IX. New Business

None.

X. Approval of Minutes

Without objections from the Committee, the minutes from the School Committee Meeting held on October 21, 2020 were accepted as distributed.

XI. Executive Session

Ms. Fryc requested a motion to adjourn to Executive Session:

A. for the purpose of addressing G.L. c. 30A, § 21(a)(7) “[t]o comply with, or act under the authority of, any general or special law or federal grant-in-aid requirements” (“Purpose 7”), Open Meeting Law, G.L. c. 30A, §§ 22(f), (g) – for the purpose of reviewing, approving, and/or releasing executive session minutes; and

B. for the purpose of addressing G.L. c. 30A, § 21(a)(3) “to discuss strategy with respect to collective bargaining or litigation if an open meeting may have a detrimental effect of the bargaining or litigating position of the public body and the chair so declares” (“Purpose 3”) - the Shrewsbury Education Association Unit A; Shrewsbury Education Association Unit B; the Shrewsbury Paraprofessional Association; and/or the Shrewsbury Cafeteria Workers.

On a motion by Mr. Palitsch, seconded by Dr. Magee, on a roll call vote: Dr. Magee, yes; Mr. Palitsch, yes; Mr. Wensky, yes; Ms. Heffernan, yes; and Ms. Fryc, yes, the School Committee voted to adjourn to executive session at 8:15 pm.

XII. Adjournment

On a motion by Ms. Heffernan, seconded by Mr. Wensky, the committee unanimously agreed to adjourn the meeting at 8:40 pm. Roll call votes were as follows: Ms. Fryc, yes; Ms. Heffernan, yes; Mr. Palitsch, yes; Dr. Magee, yes; and Mr. Wensky, yes.

Respectfully submitted,

Elizabeth McCollum, Clerk

Documents referenced:

1. 2020-21 School Year Reopening Update Slide Presentation
2. Medical Science on Schools and COVID-19 Slide Presentation
3. Set(s) of minutes as referenced above

**SHREWSBURY PUBLIC SCHOOLS
100 MAPLE AVENUE
SHREWSBURY, MASSACHUSETTS**

MINUTES OF SCHOOL COMMITTEE MEETING

Wednesday, November 4, 2020

Present: Ms. Sandy Fryc, Chairperson; Mr. Jon Wensky, Vice Chairperson; Dr. B. Dale Magee, Secretary; Ms. Lynsey Heffernan; Mr. Jason Palitsch; Mr. Patrick Collins, Assistant Superintendent for Finance and Operations; Ms. Amy B. Clouter, Assistant Superintendent for Curriculum & Instruction; Ms. Meg Belsito, Assistant Superintendent for Student Services; and Dr. Joseph Sawyer, Superintendent of Schools.

Due to the Coronavirus (COVID-19) pandemic, this meeting was not open to physical attendance by the public, but was broadcast live on SELCO Channels 30 & 330 and streamed live on the Shrewsbury Media Connection website.

A complete audio/visual recording of this meeting is available on the Shrewsbury Public Schools website.

The meeting was convened by Ms. Fryc at 7:01 pm.

I. Public Participation

None.

II. Chairperson's Report & Members' Reports

Ms. Heffernan expressed appreciation to teachers for their creativity in reaching out to families in unique ways for the recent Parent Conference day. Ms. Fryc reported receiving a petition from Louisa Scott, Shrewsbury High School (SHS) Class of 2022, and other SHS students to change the SHS Colonial mascot. Noting that she and Shrewsbury Public School (SPS) staff met recently with the students, Ms. Fryc advised that Dr. Sawyer would be assembling an ad hoc mascot study group to investigate the issue and report back to the Committee with a recommendation in March 2021.

III. Superintendent's Report

Dr. Sawyer thanked SPS families and staff for a successful Parent Conference Day; recognized the Shrewsbury Town Clerk's office and election volunteers for their work on the previous day's election; and expressed appreciation to SHS staff for conducting a mock election for students the prior week.

IV. Time Scheduled Appointments:

A. Update on Reopening of the 2020-2021 School Year: Report

Dr. Sawyer began the report by with a summary of key messages, reasons to be proud, and COVID mitigation strategies; discussed the Governor’s Travel Order; presented current district COVID case counts and local and state public health data; discussed medical literature focusing on in-school transmission risk; and provided information on updates to the decision-making process around determining educational program changes. Ms. Belsito presented detailed information on Covid Compensatory Services (CCS) for students and determining individualized need for CCS. Ms. Clouter presented video clips from educators at the middle and high school levels to illustrate some of the new approaches to the school orientation process for families being taken in lieu of traditional curriculum nights in light of the pandemic; addressed incorporating both traditional assessments and a new universal screening tool into the current learning plans; noted how instruction is informed by assessments and feedback from families; and described tiered levels of mental health support for students that were detailed in a Professional Development learning opportunity for staff at SHS. Committee members asked clarifying questions regarding CCS; student regression and measurement, and resource capacity for addressing it; and noted opportunities for future technology use based on ways it is being utilized in the current environment.

B. Student Enrollment & Class Sizes: Annual Report

In his annual report, Dr. Sawyer presented key enrollment data points for 2020; enrollment histories for preschool-grade 12, kindergarten, grade one, increase from kindergarten to grade one, grade one by school, all nine district schools, out-of-district placements, vocation/technical schools, and home school. He also addressed 2020 enrollment by grade level; learning preferences by school; School Committee class size guidelines; class size histories at the kindergarten, elementary and middle school levels; and current hybrid and remote class sizes at the elementary and middle school levels. Of note was the dropoff in enrollment at the preschool and kindergarten levels. Dr. Sawyer indicated that preschool enrollment is lower due to not providing an all remote option at that level and that anecdotally it is believed that some families of kindergarteners are holding off for a year due to the pandemic.

V. Curriculum

None.

VI. Policy

None.

VII. Finance & Operations

A. Redistricting of Elementary Attendance Zones: Update on Process

Mr. Collins presented information on redistricting project goals and objectives, and redistricting and demographic analysis workflows; summarized the recommended considerations for redistricting voted on by the School Committee; presented an updated timeline for the project (resulting from the impact of the COVID-19 pandemic); and noted project progress, next steps, and the upcoming meeting schedule. Committee members noted the complexity and importance of work around redistricting.

B. Fiscal Year 2022 Budget Calendar: Vote

Mr. Collins advised that the draft calendar being presented represented a traditional but compressed schedule, noting that the Town Manager planned to start the process later, but finish at the same time, resulting in compression towards the end of the calendar. Mr. Collins highlighted tentative dates/events on the schedule, noted the sequence of events and endpoints were the same as in prior years, added that information for the FY21 budget is still in play, and advised that a vote by the Committee would be primarily for the sequence of events in the calendar. Committee members noted potential date conflicts with other meetings, and Ms. Fryc advised that the vote was on a draft calendar and that dates could be adjusted going forward. On a motion by Mr. Palitsch, seconded by Mr. Wensky, the Committee voted unanimously to approve the Fiscal Year 2022 Budget Calendar as presented.

VIII. Old Business

None.

IX. New Business

None.

X. Approval of Minutes

An incorrect date for the minutes being approved was cited so the minutes from the School Committee Meeting held on October 28, 2020 will be presented again at a future meeting for approval.

XI. Executive Session

None.

XII. Adjournment

On a motion by Dr. Magee, seconded by Mr. Palitsch, the committee unanimously agreed to adjourn the meeting at 8:40 pm. Roll call votes were as follows: Ms. Heffernan, yes; Mr. Palitsch, yes; Dr. Magee, yes, Mr. Wensky, yes; and Ms. Fryc, yes.

Respectfully submitted,

Elizabeth McCollum, Clerk

Documents referenced:

1. SHS Colonial Mascot Letter - October 21, 2020
2. 2020-21 School Year Reopening Update Slide Presentation
3. PreK-12 Enrollment/PreK-8 Class Size Report

4. Enrollment Slide Presentation
5. Redistricting Update Slide Presentation
6. FY22 Budget Calendar - Draft



**SHREWSBURY PUBLIC SCHOOLS
SCHOOL COMMITTEE MEETING**

ITEM NO: **XI. Executive Session**

MEETING DATE: **11/18/20**

- A. For the purpose of addressing G.L. c. 30A, § 21(a)(7) “[t]o comply with, or act under the authority of, any general or special law or federal grant-in-aid requirements” (“Purpose 7”), Open Meeting Law, G.L. c. 30A, §§ 22(f), (g) – for the purpose of reviewing, approving, and/or releasing executive session minutes.**
- B. For the purpose of addressing G.L. c. 30A, § 21(a)(3) “to discuss strategy with respect to collective bargaining or litigation if an open meeting may have a detrimental effect of the bargaining or litigating position of the public body and the chair so declares” (“Purpose 3”) - the Shrewsbury Education Association Unit A.**

BACKGROUND INFORMATION:

Executive session is warranted for these purposes.

ACTION RECOMMENDED:

That the School Committee enter into executive session:

A. for the purpose of addressing G.L. c. 30A, § 21(a)(7) “[t]o comply with, or act under the authority of, any general or special law or federal grant-in-aid requirements” (“Purpose 7”), Open Meeting Law, G.L. c. 30A, §§ 22(f), (g) – for the purpose of reviewing, approving, and/or releasing executive session minutes, and

B. for the purpose of addressing G.L. c. 30A, § 21(a)(3) “to discuss strategy with respect to collective bargaining or litigation if an open meeting may have a detrimental effect of the bargaining or litigating position of the public body and the chair so declares” (“Purpose 3”) - the Shrewsbury Education Association Unit A, where deliberation in an open meeting may have a detrimental effect on the bargaining position of the public body; and return to Open Session only for the purpose of adjourning for the evening.

STAFF AVAILABLE FOR PRESENTATION:

Dr. Joseph M. Sawyer, Superintendent of Schools

Ms. Barbara A. Malone, Executive Director of Human Resources

Mr. Patrick C. Collins, Assistant Superintendent for Finance and Operations



**SHREWSBURY PUBLIC SCHOOLS
SCHOOL COMMITTEE MEETING**

ITEM NO: **XII. Adjournment**