

SHREWSBURY HIGH SCHOOL 2023 CLASS SIZE REPORT



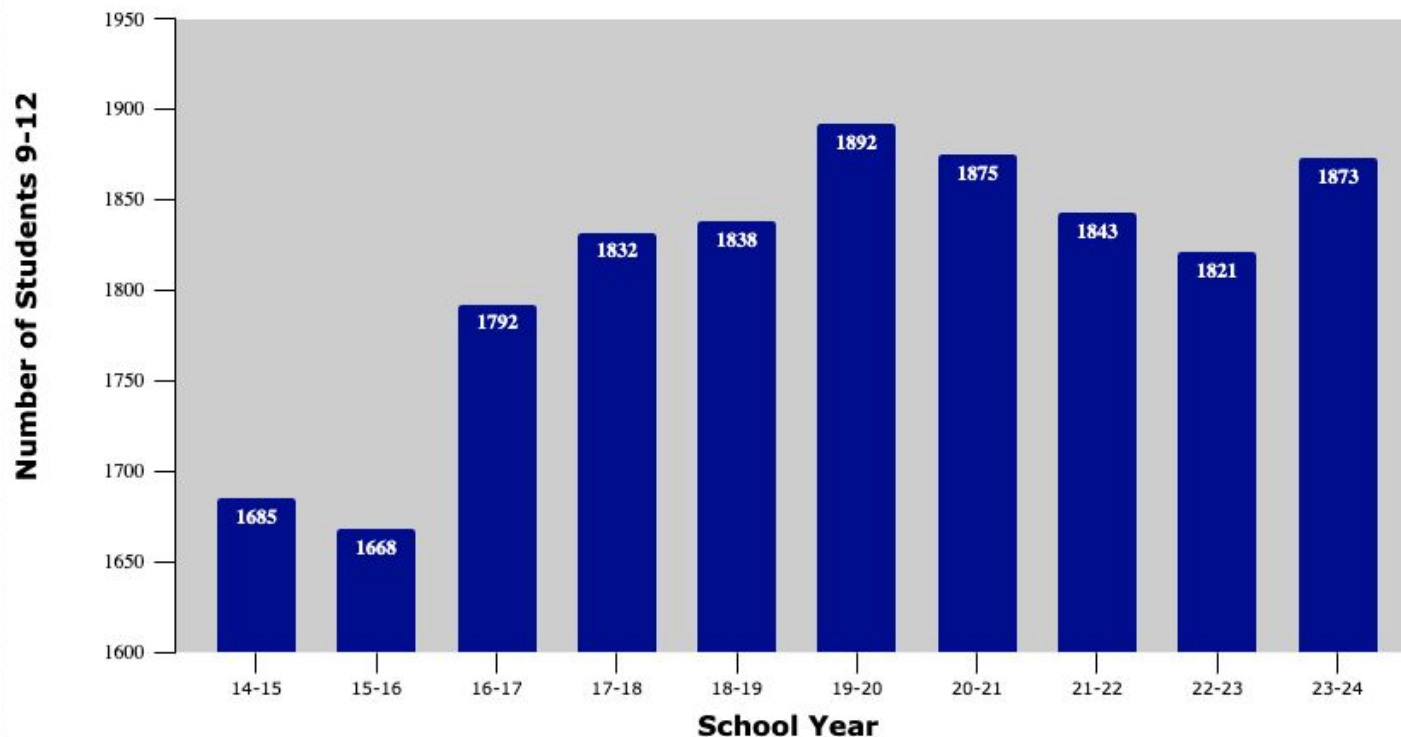
Presented to Shrewsbury School Committee
October 25, 2023

AREAS OF FOCUS

1. Enrollment Trends
2. Class Size
3. Building Capacity

OVERALL ENROLLMENT GRAPH & TRENDS

Enrollment 2014-2015 through 2023-2024



- Third highest enrollment in 10 years
- +52 students compared to last year
- -19 students in the past 5 years
- +188 students in the past 10 years

AVERAGE CLASS SIZE BY DEPARTMENT

**Average Class Size by Department
2019-20 through 2023-24**

Department	19-20	20-21 Hybrid	21-22	22-23	23-24
English	21.2	17.8	20.8	19.3	20.4
English Language Learners	9.5	9.2	9.6	10.7	13.6
Family & Consumer Science	20.1	20.4	19.6	21.5	22.0
Health	23.9	10.3	23.3	23.3	24.2
Instructional Technology	12.8	13.2	14.5	16.5	18
Mathematics	21.1	18.8	20.9	20.5	22.3
Performing Arts	24.6	17.8	15.9	17.7	17.7
Physical Education	28.3	13.5	27.7	27.3	28.1
Science	20.4	17.6	20.1	19.9	19.3
Social Sciences	22.7	19.5	21.4	21.4	21.0
Visual Arts	15.6	11.6	14.6	13.4	14
World Language	19.5	18.6	19	16.7	17.1

- Range of average class size: 13.6 -28.1
- 9 out of 12 departments had an increase in average class size compared to last year (2022-2023=4 of 12)

AVERAGE CLASS SIZE

ENGLISH, SOCIAL SCIENCE, MATH, SCIENCE & ENGINEERING, WORLD LANGUAGE

Average Class Size # of students	%
20 students or less	40%
21-22 students	24%
23-24 students	23%
25-26 students	10%
27 or more students	3%

Average Class Size Cummulative # of students	%
20 students or less	40%
22 students or less	64%
24 students or less	87%
26 students or less	97%
27 or more students	100%

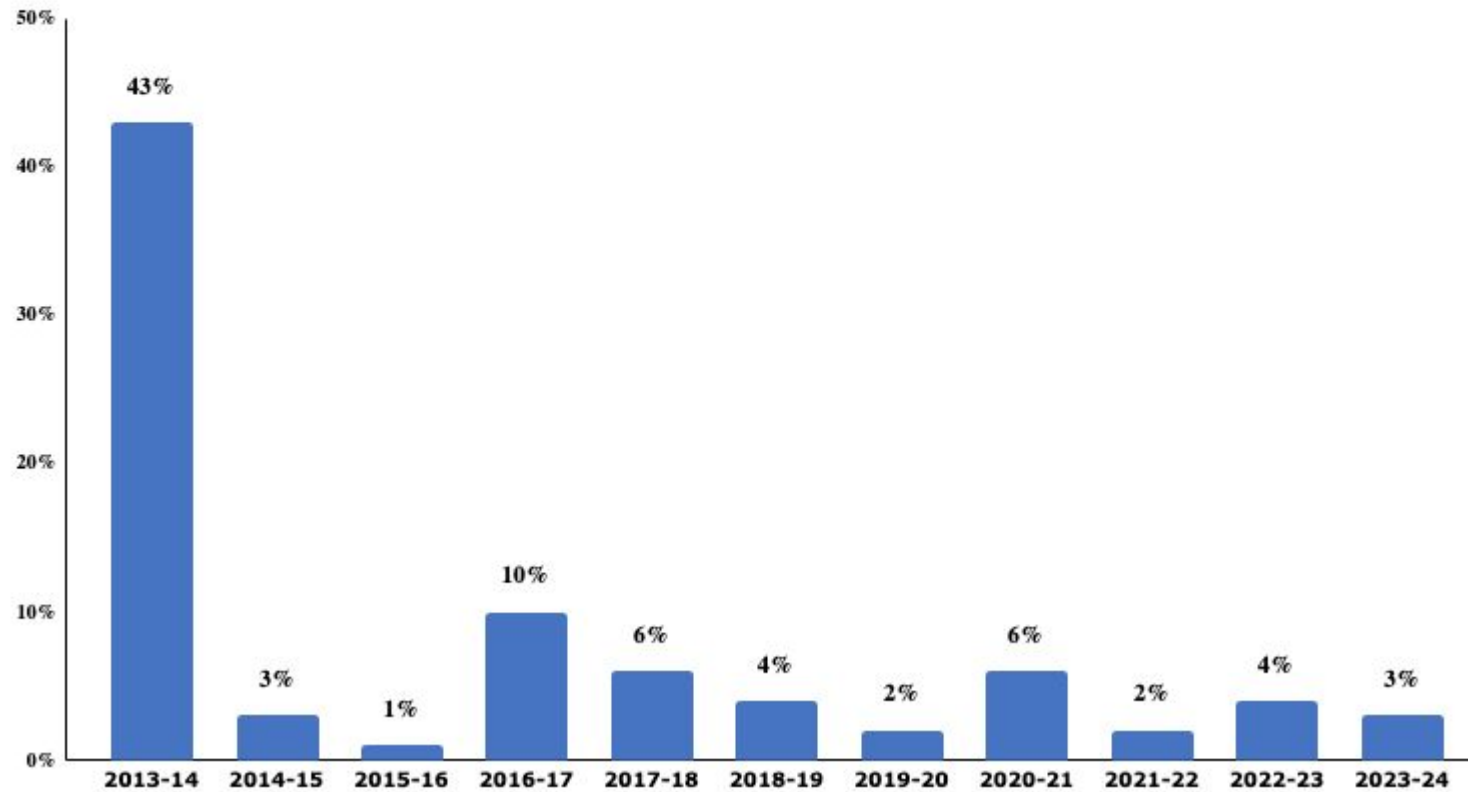
The Good News:

- Over half (64%) of the academic classes have 22 for fewer students
- 16 academic classes (out of 448) have 27 or more students

AVERAGE CLASS SIZE

ENGLISH, SOCIAL SCIENCE, MATH, SCIENCE & ENGINEERING, WORLD LANGUAGE

% of Academic Sections with Enrollment of 27 or More Students



Co-Taught Classes

Increased co-taught sections from 12 to 16

English

- English 9B (2 Sections)
- English 9A (2 Sections)

Math

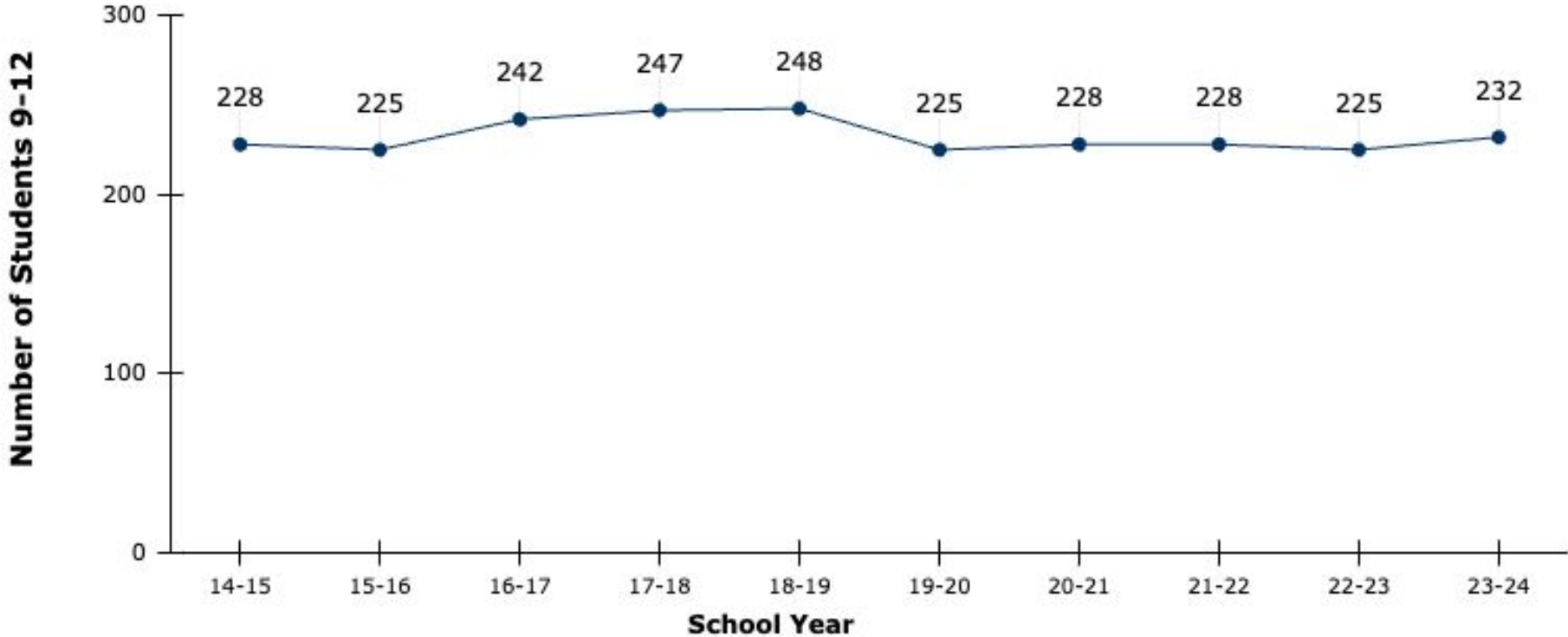
- Algebra/Geometry I (4 sections)
- Algebra/Geometry II (4 sections)

Science

- Lab Biology (3 Sections)
- Lab Chemistry

COUNSELOR CASELOAD

Counselor Caseloads Average 2014-15 through 2023-24



BUILDING CAPACITY

WORLD LANGUAGE & COMPUTER LAB HALLWAYS

		B203	B204	B205	B206	B208	B210	B212	B214	B215	B216	B217	B218	
		World Language Hallway (B200's)		P1										
P2														
P3														
P4														
P5														
P6														
P7														

		A202	B301	M104	M105	Media
Computer Labs	P1	Math & Cybersecurity	Performing & Visual Arts	Computer Science	Business	Business
	P2					
	P3					
	P4					
	P5					
	P6					
	P7					
Computer Labs dismantled for permanent classroom use.						

Questions?