



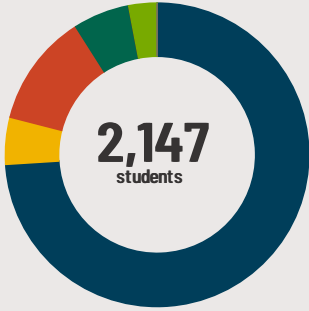
Comm H S Dist 99 - North H S

4436 Main St Downers Grove, IL 60515 (630) 795-8400

Grades: 9 - 12
District: CHSD 99

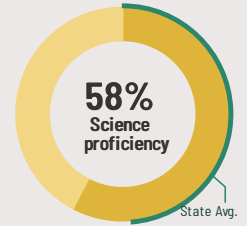

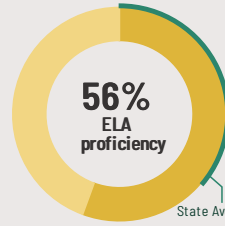
Principal: Ms. Janice Schwarze
Superintendent: Dr. Henry Thiele

Fast Facts



Student Characteristics

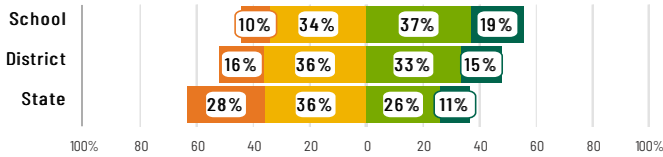
White	74%
Black	5%
Hispanic	12%
Asian	6%
American Indian	0%
Two or More Races	3%
Pacific Islander	0%
Low Income	14%
English Learners	2%
With IEPs	11%
With Disabilities	-
Homeless	0%



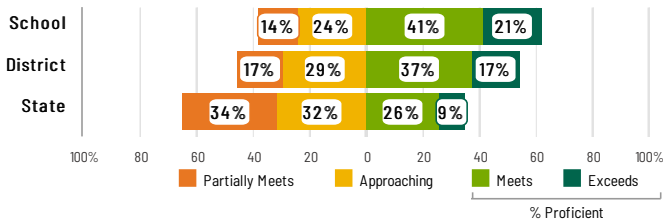
Academic Success

High school students take the SAT in English Language Arts and Math. The display shows SAT ELA & Math results in four performance levels.

English Language Arts



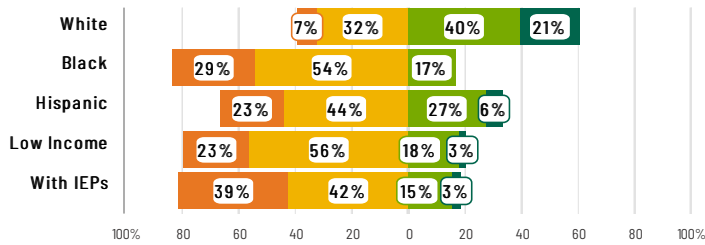
Mathematics



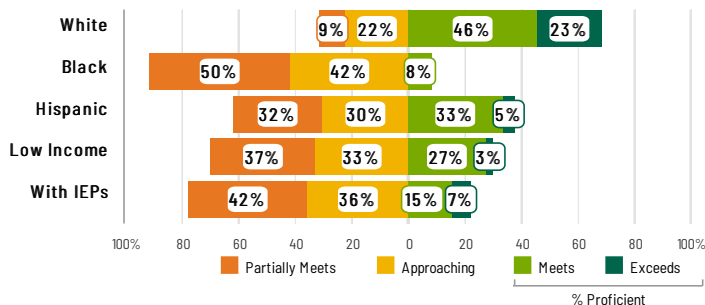
Success by Student Group

This display shows SAT ELA & Math performance levels for each student group. No data is shown for groups with fewer than 10 students.

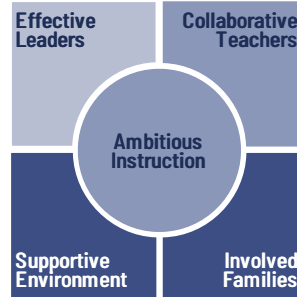
English Language Arts



Mathematics



School Environment



The **5Essentials Survey** allows students in grades 6-12 and all teachers to share their perspectives on essential conditions for learning. The anonymous survey consists of 5 components.

- Most implementation
- More implementation
- Average implementation
- Less implementation
- Least implementation
- Not Applicable/Low Response

Response Rates

Students	77%
Teachers	58%

Less Effective Leaders

Do principals and teachers implement a shared vision for success?

Average Collaborative Teachers

Do teachers collaborate to promote professional growth?

Average Ambitious Instruction

Are classes challenging and engaging?

More Supportive Environment

Is the school safe, demanding, and supportive?

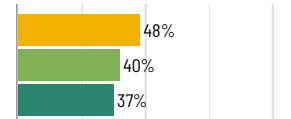
More Involved Families

Does the entire staff build strong external relationships?

College Readiness

Early College Coursework

Students taking early college coursework in grades 10, 11, and 12



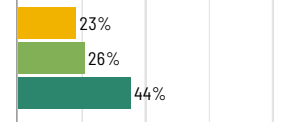
Postsecondary Enrollment

Students who enroll at colleges and universities



Community College Remediation (lower is better)

Students enrolled in Illinois community colleges who require remedial coursework



Graduation Rate

Percentage of students who graduated within 4 years



Legend: School (Yellow), District (Green), State (Dark Green)



Comm H S Dist 99 - North H S

School Highlights

Academic Courses

200+ distinct courses offered through 10 departments. Courses include 27 Advanced Placement courses, including English, Math (Statistics, Calculus AB, Calculus BC), Science (Biology, Chemistry, Physics), Social Studies and foreign language. Targeted intervention and reading support system.

Physical Education, Health and Wellness

Comprehensive program focuses on intellectual and physical development for total wellness and to promote a lifetime of health. Courses include team sports, lifeguard training, dance fitness, early bird fitness, individual, partner and team sports, stress management, nutrition and wellness.

Other Programs and Activities

Variety of 50+ competitive and enrichment clubs and activities available, including: math team, foreign language clubs, newspaper, yearbook, speech, dance, chess, broadcasting, culture, environment, philanthropic/service, business, character focused, student council, drama, fitness, art and more.

School Awards

105 Illinois State Scholars, National Merit Scholar, 6 National Merit Scholar Finalists, 7 National Merit Scholar Semifinalists, 15 National Merit Scholar Commended Students. Silver medal - U.S. News & World Report. "Best High Schools" - Newsweek. Top 10 DuPage high schools-Chicago Magazine

Career Development Courses and Programs

Variety of courses prepare students for college and careers, including architect, interior designer, accountant, early child care, education, chef, programming engineer, web developer, small business owner and sales/marketing associates. Technology and business partnerships support the program.

Athletics

High level of participation. Offer badminton, baseball, basketball*, bowling, cheerleading, cross country*, dance, football, golf*, gymnastics*, lacrosse*, soccer*, softball, swimming and diving*, tennis*, track*, volleyball* and wrestling programs. (*Sports with both boy and girl teams.)

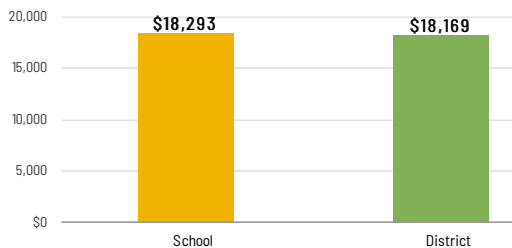
School Personnel Resources

Bilingual Education Teacher, Department Chair, English as a Second Language Teacher, General Administrator or General Supervi, Librarian/Media Specialist, Paraprofessional, Reading Teacher, School Guidance Counselor, School Nurse, School Psychologist, School Social Worker, Special Education Teacher, Speech Language Pathologist-non teaching, Student Dean, Technology Specialist

Facilities

School-Level Finance

The Every Student Succeeds Act requires LEAs to report school-level expenditure data, beginning with School Year 18-19 data. LEAs are required to report actual personnel and non-personnel expenditures of both site-specific and district centralized expenditures. Expenditures are shown at the site level and must be disaggregated by source of funds (federal vs. state/local). These data are self-reported and may differ from AFR data.



Educator Measures

This school has had **2 principal(s)** over the past 6 years. In the last three years, an average of **97% of teachers** return to this school each year.

Student Attendance and Mobility

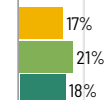
Attendance Rate

Rate at which students are present at school, not including excused or unexcused absences



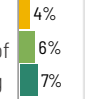
Chronic Absenteeism

Percentage of students who miss 10% or more of school days per year either with or without a valid excuse



Student Mobility

Percentage of students who transfer in or out of the school during the school year, not including graduates



Teacher Retention

Percentage of full time teachers who return to the same school year to year



0% 25 50 75 100%
School District State

FOR MORE INFORMATION

Visit IllinoisReportCard.com to see additional details about each item of information for this school. There you will find charts spanning multiple years, detailed explanations, resources, more of the school's programs and activities, and powerful tools that let you dig deeper into data.

Most of this data has been collected by ISBE from school districts through data systems. Some information, such as the School Highlights, is entered directly by principals and can be updated throughout the year.