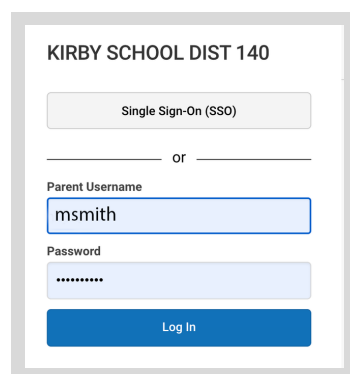


# How to Access Report Cards

1

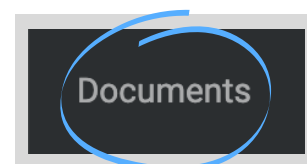
## Log in to your Infinite Campus Parent Portal

If you need assistance accessing the Parent Portal, please call your school office.

A screenshot of the login page for Kirby School Dist 140. The page has a light gray background. At the top, it says "KIRBY SCHOOL DIST 140". Below that is a "Single Sign-On (SSO)" button. Underneath is a line with "or" in the middle. Then, there are two input fields: "Parent Username" with the text "msmith" and "Password" with a masked password "\*\*\*\*\*". At the bottom is a blue "Log In" button.

2

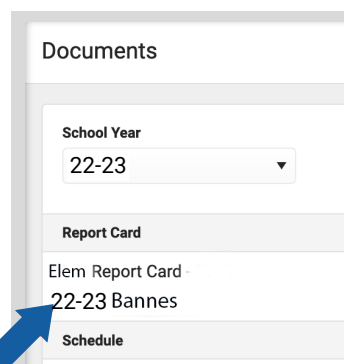
## Select **Documents** in your Message Center



3

## Click **22-23 School Name** under Report Card, and a pop-up window displaying your student's report card will open in a new browser.

If you are unable to view your student's report card, please make sure pop-up windows are enabled in your web browser.

A screenshot of a pop-up window titled "Documents". It has a light gray background. The first section is "School Year" with a dropdown menu showing "22-23". The second section is "Report Card" with a list of items: "Elem Report Card", "22-23 Bannes", and "Schedule". A blue arrow points to the "22-23 Bannes" item.