

Splash!

A 0-10 Addition Game
for 2-4 players

Slide down the water slide into the pool!

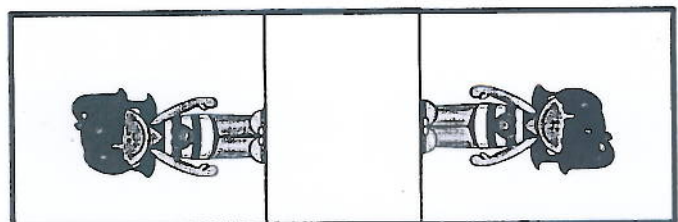
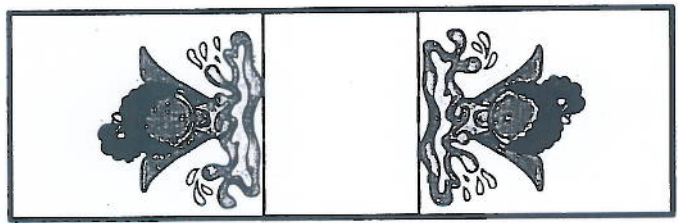
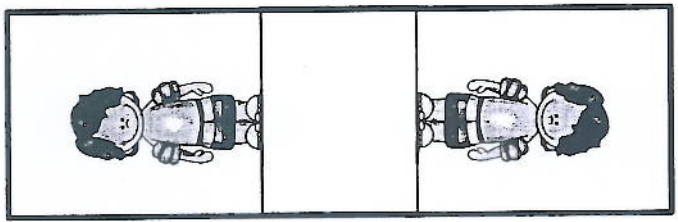


To play: Make groups of 2-4. Determine who goes first (Ideas: Tallest/shortest, roll a die, etc.). Players each choose a game piece. Players begin at the water slide and the game ends at the space with the swimming pool. To play, the first student will roll the cube and advance that many spaces. They must solve the addition sentence. If they are correct, they remain at the new space; otherwise, they must return to their previous space. The first player to reach the swimming pool wins!

K → I

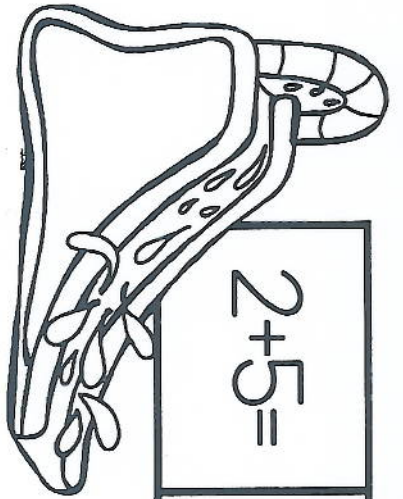
Assembly:

Cube: Print on cardstock for durability. Cut out carefully; fold into a cube shape. Tape together.

Game Pieces: Print on cardstock. Cut out each large rectangle. Fold up on each of the dotted lines to bring the tops of the pieces together. Tape together so that the piece stands up.



Splash!



$2+5=$

$4+2=$

$5+3=$

$2+2=$

$5+4=$

$1+4=$

$7+3=$

$2+8=$

$0+2=$

$5+2=$

$3+4=$

$3+1=$

$7+1=$

$3+6=$

$0+4=$

$5+0=$

$2+6=$

$0+0=$

$5+1=$

$2+3=$

$7+2=$

$1+3=$

$2+4=$

$1+1=$

$4+3=$

$3+3=$

