

**FEATHER RIVER COMMUNITY COLLEGE DISTRICT**

**FINANCIAL STATEMENTS**

June 30, 2017

FEATHER RIVER COMMUNITY COLLEGE DISTRICT

FINANCIAL STATEMENTS  
WITH SUPPLEMENTARY INFORMATION  
For the Year Ended June 30, 2017

CONTENTS

INDEPENDENT AUDITOR'S REPORT .....	1
REQUIRED SUPPLEMENTARY INFORMATION:	
MANAGEMENT'S DISCUSSION AND ANALYSIS .....	4
BASIC FINANCIAL STATEMENTS:	
STATEMENT OF NET POSITION.....	18
DISCRETELY PRESENTED COMPONENT UNIT - FEATHER RIVER COMMUNITY COLLEGE FOUNDATION, INC. - STATEMENT OF FINANCIAL POSITION.....	19
STATEMENT OF REVENUES, EXPENSES AND CHANGE IN NET POSITION.....	20
DISCRETELY PRESENTED COMPONENT UNIT - FEATHER RIVER COMMUNITY COLLEGE FOUNDATION, INC. - STATEMENT OF ACTIVITIES.....	21
STATEMENT OF CASH FLOWS.....	22
DISCRETELY PRESENTED COMPONENT UNIT - FEATHER RIVER COMMUNITY COLLEGE FOUNDATION, INC. - STATEMENT OF CASH FLOWS.....	24
STATEMENT OF FIDUCIARY NET POSITION.....	25
STATEMENT OF CHANGE IN FIDUCIARY NET POSITION.....	26
NOTES TO THE BASIC FINANCIAL STATEMENTS.....	27
REQUIRED SUPPLEMENTARY INFORMATION:	
SCHEDULE OF OTHER POSTEMPLOYMENT BENEFITS (OPEB) FUNDING PROGRESS.....	62
SCHEDULE OF THE DISTRICT'S PROPORTIONATE SHARE OF THE NET PENSION LIABILITY.....	63
SCHEDULE OF THE DISTRICT'S CONTRIBUTIONS.....	65
NOTE TO REQUIRED SUPPLEMENTARY INFORMATION.....	67

FEATHER RIVER COMMUNITY COLLEGE DISTRICT

FINANCIAL STATEMENTS  
WITH SUPPLEMENTARY INFORMATION  
For the Year Ended June 30, 2017  
(Continued)

CONTENTS

SUPPLEMENTARY INFORMATION:

ORGANIZATION - UNAUDITED.....	68
COMBINING STATEMENT OF NET POSITION BY FUND - UNAUDITED.....	69
COMBINING STATEMENT OF REVENUES, EXPENSES AND CHANGE IN NET POSITION BY FUND - UNAUDITED.....	71
SCHEDULE OF EXPENDITURES OF FEDERAL AWARDS.....	73
SCHEDULE OF STATE FINANCIAL AWARDS.....	75
SCHEDULE OF WORKLOAD MEASURES FOR STATE GENERAL APPORTIONMENT.....	76
RECONCILIATION OF ANNUAL FINANCIAL AND BUDGET REPORT (CCFS-311) WITH AUDITED FINANCIAL STATEMENTS.....	77
RECONCILIATION OF GOVERNMENTAL FUNDS TO THE STATEMENT OF NET POSITION.....	78
RECONCILIATION OF ECS 84362 (50 PERCENT LAW) CALCULATION.....	79
PROP 55 EPA EXPENDITURE REPORT.....	81
NOTES TO SUPPLEMENTARY INFORMATION.....	82
INDEPENDENT AUDITOR'S REPORT ON STATE COMPLIANCE REQUIREMENTS.....	84
INDEPENDENT AUDITOR'S REPORT ON INTERNAL CONTROL OVER FINANCIAL REPORTING AND ON COMPLIANCE AND OTHER MATTERS BASED ON AN AUDIT OF FINANCIAL STATEMENTS PERFORMED IN ACCORDANCE WITH GOVERNMENT AUDITING STANDARDS.....	86
INDEPENDENT AUDITOR'S REPORT ON COMPLIANCE FOR EACH MAJOR FEDERAL PROGRAM AND REPORT ON INTERNAL CONTROL OVER COMPLIANCE .....	88
FINDINGS AND RECOMMENDATIONS:	
SCHEDULE OF AUDIT FINDINGS AND QUESTIONED COSTS.....	90
STATUS OF PRIOR YEAR FINDINGS AND RECOMMENDATIONS.....	95

## INDEPENDENT AUDITOR'S REPORT

Board of Trustees  
Feather River Community College District  
Quincy, California

**Report on the Financial Statements**

We have audited the accompanying financial statements of the business-type activities, the discretely presented component unit and the fiduciary activities of Feather River Community College District, as of and for the year ended June 30, 2017, and the related notes to the financial statements, which collectively comprise Feather River Community College District's basic financial statements as listed in the table of contents.

***Management's Responsibility for the Financial Statements***

Management is responsible for the preparation and fair presentation of these financial statements in accordance with accounting principles generally accepted in the United States of America; this includes the design, implementation, and maintenance of internal control relevant to the preparation and fair presentation of financial statements that are free from material misstatement, whether due to fraud or error.

***Auditor's Responsibility***

Our responsibility is to express opinions on these financial statements based on our audit. We conducted our audit in accordance with auditing standards generally accepted in the United States of America and the standards applicable to financial audits contained in *Government Auditing Standards*, issued by the Comptroller General of the United States. Those standards require that we plan and perform the audit to obtain reasonable assurance about whether the financial statements are free from material misstatement. Our audit of the financial statements of Feather River Community College Foundation, Inc., a discretely presented component unit, was not conducted in accordance with *Government Auditing Standards*.

An audit involves performing procedures to obtain audit evidence about the amounts and disclosures in the financial statements. The procedures selected depend on the auditor's judgment, including the assessment of the risks of material misstatement of the financial statements, whether due to fraud or error. In making those risk assessments, the auditor considers internal control relevant to the entity's preparation and fair presentation of the financial statements in order to design audit procedures that are appropriate in the circumstances, but not for the purpose of expressing an opinion on the effectiveness of the entity's internal control. Accordingly, we express no such opinion. An audit also includes evaluating the appropriateness of accounting policies used and the reasonableness of significant accounting estimates made by management, as well as evaluating the overall presentation of the financial statements.

We believe that the audit evidence we have obtained is sufficient and appropriate to provide a basis for our audit opinions.

***Opinions***

In our opinion, the financial statements referred to above present fairly, in all material respects, the respective financial position of the business-type activities, the discretely presented component unit and the fiduciary activities of Feather River Community College District, as of June 30, 2017, and the respective changes in its financial position and, where applicable, cash flows thereof for the year then ended in accordance with accounting principles generally accepted in the United States of America.

---

(Continued)

## **Other Matters**

### *Required Supplementary Information*

Accounting principles generally accepted in the United States of America require that the Management's Discussion and Analysis on pages 4 to 17 and the Schedule of Other Postemployment Benefits (OPEB) Funding Progress, the Schedule of the District's Proportionate Share of the Net Pension Liability, and the Schedule of the District's Contributions on pages 62 to 66 be presented to supplement the basic financial statements. Such information, although not a part of the basic financial statements, is required by Governmental Accounting Standards Board who considers it to be an essential part of financial reporting for placing the basic financial statements in an appropriate operational, economic, or historical context. We have applied certain limited procedures to the required supplementary information in accordance with auditing standards generally accepted in the United States of America, which consisted of inquiries of management about the methods of preparing the information and comparing the information for consistency with management's responses to our inquiries, the basic financial statements, and other knowledge we obtained during our audit of the basic financial statements. We do not express an opinion or provide any assurance on the information because the limited procedures do not provide us with sufficient evidence to express an opinion or provide any assurance.

### *Supplementary Information*

Our audit was conducted for the purpose of forming opinions on the financial statements that collectively comprise Feather River Community College District's basic financial statements. The accompanying schedule of expenditure of federal awards as required by Title 2 U.S. Code of Federal Regulations (CFR) Part 200, *Uniform Administrative Requirements, Cost Principles, and Audit Requirements for Federal Award* and other supplementary information listed in the table of contents are presented for purposes of additional analysis and are not a required part of the basic financial statements.

The schedule of expenditure of federal awards and other supplementary information as listed in the table of contents are the responsibility of management and were derived from and relate directly to the underlying accounting and other records used to prepare the basic financial statements. The schedule of expenditure of federal awards and other supplementary information as listed in the table of contents, except for the Organization, Combining Statement of Net Position by Fund and Combining Statement of Revenues, Expenses, and Change in Net Position by Fund have been subjected to the auditing procedures applied in the audit of the basic financial statements and certain additional procedures, including comparing and reconciling such information directly to the underlying accounting and other records used to prepare the basic financial statements or to the basic financial statements themselves, and other additional procedures in accordance with auditing standards generally accepted in the United States of America. In our opinion, the schedule of expenditure of federal awards and other supplementary information as listed in the table of contents, except for the Organization, Combining Statement of Net Position by Fund and Combining Statement of Revenues, Expenses, and Change in Net Position by Fund, are fairly stated, in all material respects, in relation to the basic financial statements as a whole.

The Organization, Combining Statement of Net Position by Fund and Combining Statement of Revenues, Expenses, and Change in Net Position by Fund have not been subjected to the auditing procedures applied in the audit of the basic financial statements, and accordingly, we do not express an opinion or provide any assurance on them.

---

(Continued)

### **Other Reporting Required by *Government Auditing Standards***

In accordance with *Government Auditing Standards*, we have also issued our report dated December 1, 2017 on our consideration of Feather River Community College District's internal control over financial reporting and on our tests of its compliance with certain provisions of laws, regulations, contracts, and grant agreements and other matters. The purpose of that report is to describe the scope of our testing of internal control over financial reporting and compliance and the results of that testing, and not to provide an opinion on internal control over financial reporting or on compliance. That report is an integral part of an audit performed in accordance with *Government Auditing Standards* in considering Feather River Community College District's internal control over financial reporting and compliance.

*Crowe Horwath LLP*

Crowe Horwath LLP

Sacramento, California  
December 1, 2017

# **Feather River Community College District Management's Discussion and Analysis Fiscal Year Ending June 30, 2017**

This discussion and analysis of Feather River Community College District's financial statements provides an overview of the District's financial activities for the year ended June 30, 2017. Management has prepared the financial statements and the related footnote disclosures along with this discussion and analysis. These financial statements and this discussion and analysis reflect the financial activities of the Feather River Community College District. In accordance with Statement No. 14, as amended by Statement No. 39 of the Governmental Accounting Standards Board (GASB), the financial data of the Foundation have been discretely presented with that of the District in these financial statements.

## **Overview of the Financials**

Financial statements communicate the financial condition and operational results of Feather River Community College District. Our statements are presented using the terminology and classifications of activity that conform to the Governmental Accounting Standards Board's Statements of Financial Accounting.

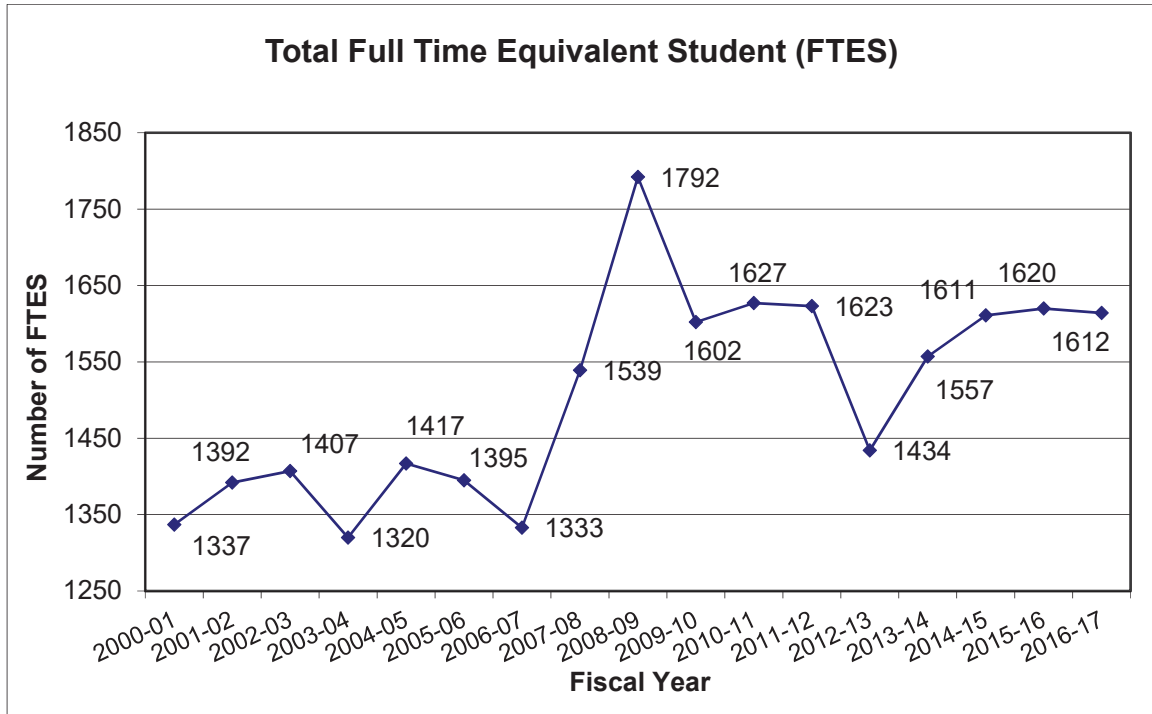
### **Financial Statements**

The three basic financial statements included in this report are: the Statement of Net Position; the Statement of Revenues, Expenses, and Change in Net Position; and the Statement of Cash Flows.

- **Statement of Net Position.** This report presents the financial position as of the end of the fiscal year (June 30th) including assets, liabilities, and net position (formerly fund balance). It should help the reader obtain information on the College's ongoing ability to provide services, as well as liquidity, financial flexibility (ability to respond to unexpected needs and opportunities), ability to meet obligations, and needs for external financing.
- **Statement of Revenue, Expenses, and Change in Net Position.** This report presents financial activity during the fiscal year, thereby reconciling the beginning and end-of-year net position contained in the Statement of Net Position. It provides profit and loss information and helps to distinguish profit and loss from operations and capital activities.
- **Statement of Cash Flows.** This report presents cash-related activities during the fiscal year, thereby reconciling the beginning and end-of-year cash balances contained in the Statement of Net Position. Like those required of for-profit entities, this statement segregates the activities of the organization into three categories: cash flows from operations, investing, and financing activities. This statement provides data that supplements information contained in the Statement of Revenues, Expenses, and Change in Position (e.g., it adjusts for the effects of accrual accounting, removes certain non-cash activities such as depreciation, and discloses cash generated or used by operating activities, investments, and new financing).

## Financial and Enrollment Highlights

Full-time Equivalent Students (FTES) reported prior to the final recalculation apportionment by the State, slightly decreased in the 2016-17 fiscal year. This decrease represented .004% of the total funded FTES workload base of 1,619.88 FTES. The overall decrease in FTES was 8 FTES from the prior year. The Noncredit FTES decreased by 10 and the Credit FTES increased by 1. Marginal funding per Credit FTES increased by \$282.15 per FTES and Noncredit FTES increased by \$169.67 with both increases due to COLA adjustments by the State.



Revenues are recorded in three categories; operating revenues, non-operating revenues and capital revenues. Operating revenues include tuition and fees, grants and contracts, revenues from auxiliary enterprises and interest. Non-operating revenues are comprised of state apportionment, local property taxes, state taxes, interest income, and other. Capital revenues consist of state apportionments, local property taxes, and grants & gifts. Overall revenues were \$25,727,643 (\$10,329,895 in operating revenues, \$14,398,879 in non-operating revenues, and \$998,869 in capital revenues). This was a net increase of approximately \$1,464,415 which was primarily due to the increase in local grants, Pines Apartment transfers in, and Board of Trustee payout revenues.

Expenses are recorded as operating and non-operating expenses. All expenses except some debt related capital expenses are categorized as operating expenses. Operating expenses reflect depreciation and financial aid expenses. Overall expenses were \$25,835,155. This was \$1,987,640 more than expenses for the prior year. Salaries and Benefits decreased by \$192,636 due to hiring of new personnel at a lesser amount than those employees that left employment with the District and the not hiring of pending open positions. The increase was offset by decreases of \$117,329, within Student Aid, Depreciation, and Utilities, with increases of \$2,393,754 in Other Operating Expenses and Services comprised mainly due to contract education expenses and the renovation expenses for the Pines Apartments.

The District paid down \$191,730 in long-term lease/debt obligations during the 2016-17 fiscal year.



## Statement of Net Position

The Statement of Net Position includes all assets and liabilities using the accrual basis of accounting, which is similar to the accounting used by most private-sector institutions.

- Cash and cash equivalents reflects operating cash on hand. Restricted cash and cash equivalents reflects cash held for restricted purposes by legislation, by contract, or by grantor agency. This includes cash for capital outlay projects, debt repayment, and future post-retirement benefits. Most of the cash and cash equivalents balances are held at the Plumas County Treasurer's office in accordance with Education Code Section 84000. The Plumas County Treasury's average rate of return was approximately .613% for the fiscal year ended June 30, 2017. Other cash and cash equivalents are held by bank trustees as reserves for debt instruments. More information on cash can be found in the footnotes to the financial statements.
- The increase in the 2016-17 year receivables of \$428,521, in comparison to the prior year was due to a combination of increases to balances due from State grants with decreases in receivables from local and Federal agencies.
- Capital assets are those fixed assets for which the acquisition cost exceeds the thresholds set forth in the District's Board Policies regarding depreciable assets. Such assets are then depreciated over their useful lives. The financial statements reflect the cost of capital assets, net of accumulated depreciation.
- Accounts payable consist mainly of amounts owed to suppliers for various operating purchases, to employees for accrued vacation, and to vendors for purchases of capital assets.
- Deferred revenues are amounts received but not yet earned by the District. The deferred revenues were made up of mostly state categorical programs with allowable carryover.
- Long-term debt in total, which includes both current and non-current portions, increased from the prior year. The increase in comparison to prior year was due to an increase of compensated absences payable, the LTD associated with GASB 68, and the Lease on the new Facilities and Maintenance Building. The reporting of the net pension liability under new accounting guidance increased \$2,522,000 at June 30, 2017. In addition, deferred outflows and inflows of \$2,707,932 and \$586,000 were recorded as of June 30, 2017 related to pensions.

The breakdown of net position by category for the District is displayed in the following charts:

**FEATHER RIVER COMMUNITY COLLEGE DISTRICT**  
**STATEMENT OF NET POSITION (Condensed)**  
**For the Years Ended June 30, 2017 and 2016**  
**(Thousands)**

	2016-2017	2015-2016	Dollar Change	Percent Change
<b>ASSETS</b>				
<b>CURRENT ASSETS</b>				
Cash & Cash Equivalents	\$ 6,685	\$ 8,906	\$ (2,221)	-24.9%
Receivables	1,465	1,079	386	35.8%
Inventories & Other Assets	131	180	(6)	-3.3%
<b>TOTAL CURRENT ASSETS</b>	<b>\$ 8,324</b>	<b>\$ 10,165</b>	<b>\$ (1,841)</b>	<b>-18.1%</b>
<b>NON-CURRENT ASSETS</b>				
Restricted Cash & Cash Equivalents	\$ 23	\$ 36	\$ (13)	-36.3%
Foundation Notes Receivables	422	440	(18)	-4.1%
Capital Assets, Net	12,549	11,768	781	6.6%
<b>TOTAL NON-CURRENT ASSETS</b>	<b>\$ 12,994</b>	<b>\$ 12,244</b>	<b>750</b>	<b>6.1%</b>
<b>Deferred Outflows of Resources - Pensions</b>	<b>\$ 2,708</b>	<b>\$ 1,089</b>	<b>\$ 1,619</b>	<b>148.7%</b>
<b>TOTAL ASSETS</b>	<b>\$ 24,026</b>	<b>\$ 23,498</b>	<b>\$ 528</b>	<b>2.2%</b>
<b>LIABILITIES</b>				
<b>CURRENT LIABILITIES</b>				
Accounts Payable	\$ 1,360	\$ 1,837	\$ (477)	-26.0%
Deferred Revenue	1,895	2,829	(934)	-33.0%
Long-term Debt-Current Portion	307	585	(278)	-47.5%
<b>TOTAL CURRENT LIABILITIES</b>	<b>\$ 3,562</b>	<b>\$ 5,251</b>	<b>\$ (1,689)</b>	<b>-32.2%</b>
<b>NON-CURRENT LIABILITIES</b>				
Long-term Debt - Non-Current Portion	\$ 13,754	\$ 10,746	\$ 3,008	28.0%
<b>TOTAL LIABILITIES</b>	<b>\$ 17,316</b>	<b>\$ 15,997</b>	<b>\$ 1,319</b>	<b>8.2%</b>
<b>Deferred Inflows of Resources - Pensions</b>	<b>\$ 586</b>	<b>\$ 1,292</b>	<b>\$ (706)</b>	<b>-54.6%</b>
<b>NET POSITION</b>				
Invested in Capital Assets, Net of Related Debt	\$ 12,172	\$ 11,702	\$ 521	4.0%
Restricted	28	100	(72)	-72.0%
Unrestricted	(6,127)	(5,593)	(534)	9.5%
<b>TOTAL NET POSITION</b>	<b>\$ 6,124</b>	<b>\$ 6,209</b>	<b>\$ (85)</b>	<b>-1.4%</b>
<b>TOTAL LIABILITIES AND NET POSITION</b>	<b>\$ 24,026</b>	<b>\$ 23,498</b>	<b>\$ 528</b>	<b>2.2%</b>

Net Position – the difference between assets and liabilities – are one way to measure the

Net Position – the difference between assets and liabilities – are one way to measure the financial health of the District. The District’s net position consist of the following:

- Unrestricted net position are funds received to support the general mission of the college. At June 30, 2017 the District had a negative (\$6,127,113) in unrestricted net position. The majority of this negative net asset balance for the current year are due to the reporting requirements of GASB 68. GASB 68 requires that the District report its proportional share of the unfunded liabilities of the CalSTRS and CalPERS pension fund. This year the balance decreased by \$296,580 from (\$5,593,192) in 2015-2016. Higher deferred outflows and lower deferred inflows for GASB 68 and a decrease in the Unrestricted General Fund Balance of \$489,193.
- Net investment in capital assets represents the District’s investment in physical facilities, land, and capital improvements. The 2016-17 balance reflected a slight increase from the prior year balance in the amount of \$520,217.
- Net position set aside for capital projects was \$17,053 which represents a minor increase of (\$520,217) as of June 30, 2017.

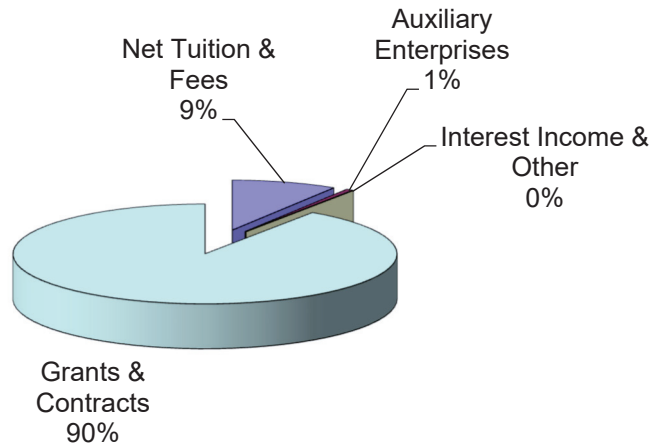
## Statement of Revenues, Expenses, and Change in Net Position

The Statement of Revenues, Expenses, and Change in Net Position present the operating results of the District, as well as the non-operating revenues and expenses. Annual state appropriations, while budgeted for operations, are considered non-operating revenues according to Generally Accepted Accounting Principles (GAAP). The breakdown of revenues and expenses by category are depicted in the following statement and charts:

**FEATHER RIVER COMMUNITY COLLEGE DISTRICT**  
**STATEMENT OF REVENUES, EXPENSES AND CHANGES IN NET POSITON**  
For the Years Ended June 30, 2017 and 2016  
(Thousands)

	2016-2017	2015-2016	Dollar Change	Percent Change
<b>OPERATING REVENUES</b>				
Net Tuition & Fees	\$ 917	\$ 878	\$ 39	4.4%
Grants & Contracts	9,353	7,979	1,374	17.2%
Auxiliary	60	50	10	20.0%
<b>TOTAL OPERATING REVENUES</b>	<b>\$ 10,330</b>	<b>\$ 8,907</b>	<b>\$ 1,423</b>	<b>16.0%</b>
<b>OPERATING EXPENSES</b>				
Salaries & Benefits	\$ 12,597	\$ 12,789	\$ (192)	-1.5%
Supplies, Material & Other	12,578	10,280	2,298	22.4%
Depreciation	649	671	(22)	-3.3%
<b>TOTAL OPERATING EXPENSES</b>	<b>\$ 25,824</b>	<b>\$ 23,740</b>	<b>\$ 2,084</b>	<b>8.8%</b>
<b>NON-OPERATING ACTIVITY</b>				
State Revenues	\$ 6,325	\$ 5,500	\$ 825	15.0%
Local Property Taxes	5,963	6,694	(731)	-10.9%
State Taxes & Other Revenue	433	486	(53)	-10.9%
Interest Income (Net)	32	(81)	113	-139.5%
Other Non-Operating Revenue	1,657	1,666	(9)	-0.5%
<b>TOTAL NON-OPERATING ACTIVITY</b>	<b>\$ 14,410</b>	<b>\$ 14,265</b>	<b>\$ 145</b>	<b>1.0%</b>
<b>CAPITAL REVENUES</b>				
Grant & Gifts	999	1,091	(92)	-8.4%
<b>TOTAL CAPITAL REVENUES</b>	<b>\$ 999</b>	<b>\$ 1,091</b>	<b>\$ (92)</b>	<b>-8.4%</b>
<b>CHANGE IN NET POSITION</b>	<b>\$ (85)</b>	<b>\$ 523</b>	<b>\$ (288)</b>	<b>-116.3%</b>
<b>BEGINNING NET POSITION</b>	<b>\$ 6,209</b>	<b>\$ 5,686</b>	<b>\$ 523</b>	<b>9.2%</b>
<b>ENDING NET POSTITION</b>	<b>\$ 6,124</b>	<b>\$ 6,209</b>	<b>\$ (85)</b>	<b>1.4%</b>

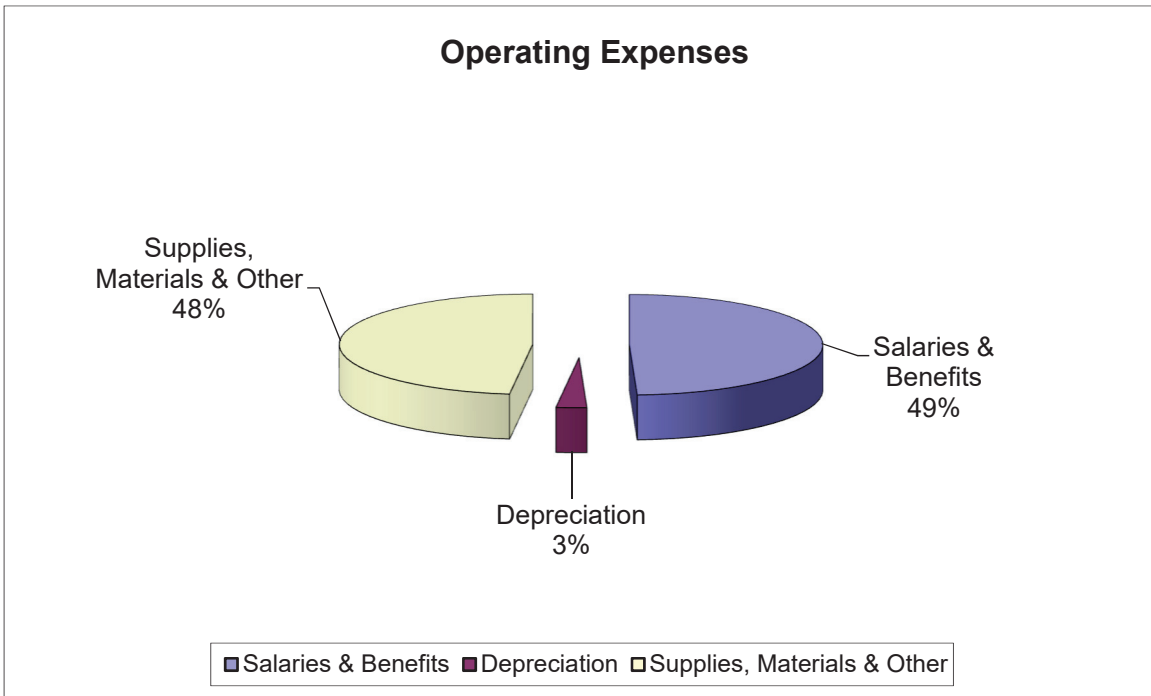
## Operating Revenues



■ Net Tuition & Fees ■ Auxiliary Enterprises □ Interest Income & Other □ Grants & Contracts

Operating and Non-Operating Revenues grew in fiscal year 2016-2017 as follows:

- State general apportionments increased by \$825,091 over the 2016-2017 year. Local property tax apportionment decreased significantly by \$731,136 in comparison to the prior year and the ERAF tax allocation and Supplemental Taxes made up the bulk of this change. The District was funded to a base workload back of 1,619.88 FTES and Actual FTES of 1,612 including 1579 Credit, and 33 Noncredit FTES.
- The District's State Apportionment was fully funded as of the Second Principal Apportionment Report with no Deficit Coefficient identified by the Chancellor's Office.
- The District did not receive a cost of living adjustment (COLA) in the 2016-2017 fiscal year. The District did not participate in any growth funding.



Operating expenses increased in 2016-2017 in comparison to prior year as follows:

- Expenses for employee salaries increased by \$259,376 and statutory benefits decreased by \$452,012. The increase in salaries was primarily due to employee step and column changes. The net decrease in expenses included GASB 68 reduction of \$256,371.
- The cost of supplies, materials, and other operating expenses and services increased by \$1,964,851. This increase included an increase of \$2,082,180 in supplies and an increase in utilities of \$53,672 with offsetting decreases in student aid and depreciation.
- Depreciation expense decreased from the prior year by \$22,159.

## Statement of Cash Flows

The Statement of Cash Flows presents changes in cash from the sources and uses of funds related to operating activities, capital asset acquisitions, and activity from debt instruments.

The District typically participates in a Tax Revenue Anticipation Notes (TRAN) program each year provided through Community College League of California (CCLC). The District's apportionment funding is primarily through property taxes which are paid twice a year in December and April. This program provides access to a short-term loan funds to assist with cash flow needs during the fiscal year. For the 2016-17 fiscal year the District had adequate cash on hand so participation in the TRAN was not required.

**FEATHER RIVER COMMUNITY COLLEGE DISTRICT**  
**STATEMENT OF CASH FLOWS (Condensed)**  
**For the Years Ended June 30, 2017 and 2016**  
**(Thousands)**

	<b>2016-2017</b>	<b>2015-2016</b>	<b>Dollar Change</b>	<b>Percent Change</b>
<b>CASH (USED IN) PROVIDING BY:</b>				
Operating Activities	\$ (15,957)	\$ (12,235)	\$ (3,722)	30.4%
Non-Capital Financing Activities	13,862	14,346	(484)	-3.4%
Capital and Related Financing Activities	(182)	538	1,246	-133.8%
Investing Activities	43	26	17	-65.4%
<b>NET INCREASE IN CASH</b>	<b>\$ (2,234)</b>	<b>\$ 2,675</b>	<b>\$ (4,909)</b>	<b>-183.5%</b>
<b>CASH - BEGINNING OF THE FISCAL YEAR</b>	<b>\$ 8,942</b>	<b>\$ 6,267</b>	<b>\$ 2,675</b>	<b>42.7%</b>
<b>CASH - END OF THE FISCAL YEAR</b>	<b>\$ 6,708</b>	<b>\$ 8,942</b>	<b>\$ (2,234)</b>	<b>-25.0%</b>

## **Capital Assets and Long-Term Debt**

In accordance with GAAP, the District recorded \$649,091 in depreciation expense for the fiscal year and reflected a liability for compensated absences (accrued vacation not used at June 30) of \$523,704.

The District Supplemental Employee Retirement Plan (SERP) liability was accrued for in the amount of \$75,584 for each of the past five years has now been retired with no expense being incurred during the 2016-2017 fiscal year.

The implementation regarding the reporting requirements established by GASB 68 are reflected in the 2015-16 financial statements for the District. The GASB 68 requirements relate only to accounting and financial reporting of the liability, not the actual funding of the liability. The District's share of the CalSTRS and CalPERS total liability represents \$11,746,000 pension liability, an increase to Deferred Outflows of \$2,707,932 and an increase of Deferred Inflows of \$586,000 in the long term debt being reported. The resulting effect on the Total Net Position is a decrease of \$9,624,068.

For additional information concerning Capital Assets and Long-Term Debt, see footnotes to the financial statements.

## **District's Fiduciary Responsibility**

The District is the trustee, or fiduciary, for certain amounts held on behalf of students, clubs, donors and employees. The District's fiduciary activities are reported in separate Statements of Fiduciary Net Asset and Changes in Fiduciary Net Position. The District is responsible for ensuring that the assets reported in these funds are used for their intended purposes. The District's fiduciary funds include Post Retiree Health Benefits and Associated Students Trust Fund.

GASB 68 now requires public pension plan employers, like Feather River Community College District, to report pension plans, CalSTRS and CalPERS unfunded liabilities as their own liabilities on District's financial statements. These changes in liability can change materially from one year to the next. GASB 68 is a standard for preparing financial statements, not for funding. The District will be required to account for their share of the liability and not required to fund that liability beyond the rates established. It should be noted that the total liability for pension is shared whereby districts cannot pay off their proportionate share at any point in time. The impact of the GASB 68 requirements is reflected on the Statement of Net Position and the Statement of Revenues, Expenses and Changes in Net Position as noted on the above schedules.

The Governmental Accounting Standards Board (GASB) has issued Statement No. 45 which requires governmental agencies, including community colleges, to recognize other postemployment benefits (OPEB). As of June 30, 2017, the District has recorded \$1,464,051, which represents two separate groups – Peralta and Other. The District is currently paying the pay-as-you-go liability portion on a yearly basis. An updated actuarial study as of March 1, 2015 was completed and received on March 25, 2015. Another actuarial study is currently being conducted as required and should be available in early 2018.



## **Economic Factors That Will Affect the Future**

The State budget (AB 97/Trailer Bill SB 85) was signed by the Governor June, 27, 2017. This is the sixth consecutive year that the state budget was passed on time. Proposition 30 was passed by the voters in November, 2012, and is now in the fourth year. Sales tax increase attributable to Temporary Taxes to Fund Education known as Prop 30 terminated on December 31, 2016 and the income tax increase was to terminate on December 31, 2018. The California Extension of Proposition 30 Income Tax Increase Initiative, also known as Proposition 55 was on the November 8, 2016 state ballot and was passed by voters. The measure is designed to allocate about 89 percent of revenue from the tax increase to K-12 schools and 11 percent to state community colleges. Proposition 55 is effective through 2030. Community College Districts and the State of California continue to find funding sources for the significant increase for the state retirement system STRS and PERS which is currently projecting an employer contribution of 19.10% and 20.40% respectively by 2020-21. There still seems to be exposure in the area of property tax shortfalls due to statewide forecast of property values.

Feather River Community College District remains responsive to these variables and financial pressures with sound fiduciary practices, integrated strategic planning, and a collaborative governance approach to the budget process. The District evaluates its strategic planning and processes and incorporates these priorities as they relate to the college's mission. This integrated planning process along with the necessary supporting and prioritized budget requests will offer funding for quality educational programs that students need to further their educational pursuits. This integrated process will also enhance the financial health and viability of the District going into the future. A strong fund balance, prudent expenditure decisions, and flexibility, will certainly help the District in continuing to provide a quality educational experience for the students that are seeking degrees, transfers, and job enhancing skills.

The State of California will continue to face budget challenges due to the dependency related to the national and state economic recovery. The uncertainties are not as prominent as prior years but remain a presence as to the ability to fund community colleges. Examples of these uncertainties include annual deficit factors, limited or unfunded growth funding, and small cost of living adjustments (COLA), along with the projected uncertain but eventual economic downturn after record breaking consecutive years of economic growth.

Proposition 30, The Schools and Local Public Safety Protection Act of 2012 passed in November 2012. This proposition temporarily raises the sales and use tax by .25 percent for four years and raises the income tax rate for high income earners (\$250,000 for individuals and \$500,000 for couples) for seven years to provide continuing funding for local school districts and community colleges. The Education Protection Account (EPA) is created in the State General Fund to receive and disburse these temporary tax revenues. The funds received from the EPA prohibit the use of these funds for administrative salaries and benefits or any other administrative costs. Feather River Community College District used these funds for direct instructional related expenditures. The total amount of funds to be received from the State EPA for the fiscal year 2016-17 is currently \$1,880,757.

The State economy continues to show encouraging signs of a stable and sustained recovery which should continue positive overall State budget recoveries. The prioritization of the available funds to restore student access, improve student success, focus on low income and disadvantaged populations, and reducing the wall of debt which constitutes deferrals and mandated costs has been continually funded for the past several years. This trend will hopefully give those citizens the opportunity to acquire, improve, and expand their education pursuits, and contribute to the economic recovery.

## **Historical Perspective: 2016-2017 Fiscal Year**

Revenues for the 2016-2017 fiscal year increased slightly due to the fact that the actual FTES generated was 1,622, which increased from the prior year. The District made the decision to move the census enrollment for summer classes into the 2015-2016 fiscal year. The actual out of state tuition revenue increased from the budgeted revenues that were included in the 2015-16 fiscal year. The District FTES base is fully restored from the decline of prior years.

Operating costs continued to rise due to salary step increases and overall non-discretionary expenditures. The District did receive a cost of living adjustment (COLA) of .85% for approximately \$93,000. These additional funds were used to help pay a portion of the increases to employees' salaries and benefits. There has been a significant impact of not having any State funded COLA's for past years. This has resulted in reduced available funds to offset operational increases. As in the past years, effective District management of expenses during the fiscal year helped to offset some of the increases to non-discretionary expenditures.

Net position, formerly classified as fund balance, are an indicator of the District's financial position. For the past six fiscal years, the District's fund balance for the general fund has been strong with adequate reserves to offset operating expenditures as needed due to any short term emergency. Even during challenging financial times, the District has remained structurally balanced.

## **Projected 2017-2018 Fiscal Year**

The Board of Trustees for Feather River Community College District adopted a balanced final budget for the 2017-18 fiscal year, in September 2017. The current general fund operating budget approved by the Board of Trustees, projects revenues equaling expenses of \$22 million. The balanced budget required that \$1,508,695 of Beginning Fund Balance be used to accomplish this position. The District's budgeted revenue was projected based on 1,608 FTES with the difference between the revenue and expenses being supported with the use of Beginning Fund Balance.

Revenues for the 2017-2018 fiscal year will be funded based on the 1,608 FTES base established and adjusted from the prior year. This represents expected total computational revenue of approximately \$13 million for the unrestricted general fund.

The District which began the 2010-11 fiscal period with an agreement with the Feather River Foundation to assume the management of the Fitness Center continues to manage the facility in the 2016-17 fiscal year. The District also manages the Feather River Residence Hall for the Foundation owned facility which requires occupancy guarantees as well as repairs and support staffing. The 2016-17 fiscal year offered continued challenges regarding the availability for student housing. The anticipated shortage of student housing was eased to some extent when the District and Foundation purchased an apartment complex, Meadow Apartments, which required significant repairs. The District began managing the Meadow Apartments in the 2015-16 fiscal year. The District and Foundation has since then acquired The Pines which is a vacated former assisted living complex. This venture required a substantial renovation which offered more housing opportunities for the students attending Feather River College beginning in the fall of 2017.

The State of California maintained most categorical funding with only selected moderate increases from the prior year. The District's apportionment revenue per FTES did receive a cost of living adjustment (COLA) of 1.56% for the 2017-2018 fiscal year, after the prior year of no COLA.

Student enrollment fees are currently at \$46 per credit unit. The Baccalaureate Degree Program fees for upper division coursework is \$84 per credit unit. There are no student enrollment fee increases in the current year.

The District offered and implemented an incentive based retirement plan, Supplemental Employee Retirement Plan (SERP) which included eleven employees who retired effective June 30, 2012. This included both unrestricted as well as restricted funded employees. The annual cost to the District represented \$75,584 for its final year in 2016-2017.

State funding in the 2016-2017 fiscal year has been extremely well funded for community colleges and carries over to the current fiscal year 2017-2018. The past several years the State has eliminated system deferrals and prior years mandated cost liabilities to all Districts. The State has restored all the categorical programs to the pre-recession level with most programs receiving increases in funding.

Feather River Community College applied and received one of fifteen baccalaureate pilot programs offered by the Board of Governors for Community Colleges in the State of California. Feather River College offers a four-year degree in Equine Ranch Management with had a start-up date beginning in August, 2016. In May, 2018, the District will graduate some of the first students that had entered the four-year degree program.

Currently the District is in the Accreditation cycle and will provide a self-study in December, 2017. The District will have an Accreditation site visit which is scheduled for March, 2018. This campus wide effort has given the District a positive prospective on student learning outcomes and program evaluations.

## **Beyond Fiscal Year 2017-2018**

With the economy showing signs of sustainability for the past four years, the State budget for the current fiscal year 2017-2018, is balanced and for the sixth year in a row. The State budget remains in surplus and projections for the next year are positive. Not all the problems are behind us because cautiously the possibility of a derailment of the current delicate economy could certainly happen. Forces that are out of our control like international events, government shutdowns, interest rates, federal and state debt, and unrealistic revenue projections are but a few things that could severely impact the economic recovery. Any potential slowdown in the economy in turn lowers the revenue forecast assumed in the current year budget as well as the subsequent year budgets. Overall the budget challenges are significantly fewer and the funding is definitely more stable than what has been experienced the last five years. The State of California has set aside surplus revenues to be used as needed in future years when the economy has another down turn.

Revenues received from out-of-state tuition have increased since the Nevada Good Neighbor tuition agreement between California and Nevada which expired in November of 2011. Out-of-state students are not counted towards any apportionment funding from the State. There has been a decline in FTES due to this California/Nevada agreement which reduces the State apportionment that the District receives but revenues for out-of-state tuition collected has increased when compared to prior years. This increase in out-of-state tuition revenue received is forecasted to remain level for the near future.

Budget assumptions going through the 2018-2019 fiscal year would indicate potentially small to no increases unless enrollment numbers exceed budgeted projections. The impact on the District's reserve and the required expenditures to meet the Strategic Plan and the District's mission and goals in providing necessary instructional and student support services, will require constant attention and prioritization.

The District is faced with many funding challenges as we strive to serve the county resident population with aged facilities. The District is pursuing potential funding for additional structure renovations and new construction to replace the aging buildings. The District has submitted proposals to the State of California so that prioritization and evaluations of the District's construction needs can be addressed if future state funds become available. The District continues to evaluate effective ways to meet the challenges of not only our aging facilities but the desire to upgrade our technology infrastructure, and expand our services to additional areas in the county. We continue to evaluate ways to most effectively allocate our resources to meet these demands.

Feather River Community College District pays all of the health insurance costs for eligible employees hired prior to 1994. A second retiree medical plan was established for employees hired after 1994 that limits OPEB liability by providing a defined contribution plan. Feather River Community College District pays its post-1994 retiree health insurance costs on an accrual basis. The pre-1994 plan is paid on a "pay as you go" basis. GASB Statement No. 45 (Accounting and Financial Reporting by Employers for Post-employment Benefits Other Than Pensions) requires community college districts to report retiree benefits on an accrual basis. Though GASB 45 requires districts with OPEB plans for 200 or more members to obtain an actuarial valuation at least biennially, far less than 200 employees are eligible under Feather River Community College District's OPEB plans. Beginning in fiscal year 2008-2009, the actuarial accrued liability for OPEB plans was booked and recognized on the balance sheet and operating statement of the District's financial statements.

Feather River Community College District will continue to experience success with the leadership of our Board of Trustees, Superintendent/President, our outstanding faculty, and dedicated support staffs. With key plans in place such as the District's Strategic Plan, Educational Plan, Operational Plan, Comprehensive/Annual Program Reviews, and a supportive Operating Budget, the District is in a position to support and enhance the direction of our Mission Statement. As the Mission Statement reads, "Feather River College provides high-quality, comprehensive student education as well as opportunities for learning, workforce preparation, and achievement in a small college environment. The College provides general education, associate and bachelor's degrees, certificates, transfer programs, and life-long learning for a diverse student population by serving local, regional, national and international students through traditional face-to-face instruction as well as distance education. The College also serves as a cultural and economic leader for all communities that lie within the District and embraces the opportunities afforded by its natural setting."

The District is in a strong financial position with the ability to provide effective and responsive decisions to meet the challenges that will be faced on a unified front by students and management. The challenges that lie ahead will be replaced with successes and yet more challenges of the future. The Feather River Community College District will continue to identify fiscally responsible ways to serve our student body and communities with quality educational programs.

FEATHER RIVER COMMUNITY COLLEGE DISTRICT  
STATEMENT OF NET POSITION  
June 30, 2017

**ASSETS**

Current assets:

Cash and cash equivalents	\$ 6,685,582
Receivables, net	1,464,566
Notes receivable from Foundation, current	43,014
Stores inventories	119,000
Prepaid expenses	<u>11,762</u>
Total current assets	<u>8,323,924</u>

Noncurrent assets:

Restricted cash and cash equivalents	22,626
Notes receivable from Foundation, noncurrent	421,980
Non-depreciable capital assets	1,330,261
Depreciable capital assets, net	<u>11,219,423</u>
Total noncurrent assets	<u>12,994,290</u>

Total assets	<u>21,318,214</u>
--------------	-------------------

**DEFERRED OUTFLOWS OF RESOURCES**

Deferred outflows of resources - pensions	<u>2,707,932</u>
Total assets and deferred outflows of resources	<u>\$ 24,026,146</u>

**LIABILITIES**

Current liabilities:

Accounts payable	\$ 1,359,794
Unearned revenue	1,895,211
Compensated absences payable - current portion	179,472
Long-term debt - current portion	<u>127,295</u>
Total current liabilities	<u>3,561,772</u>

Noncurrent liabilities:

Long-term debt - noncurrent portion	<u>13,754,120</u>
Total liabilities	<u>17,315,892</u>

**DEFERRED INFLOWS OF RESOURCES**

Deferred inflows of resources - pensions	<u>586,000</u>
--	----------------

**NET POSITION**

Net investment in capital assets	12,222,552
Restricted for:	
Expendable:	
Legally restricted programs	11,762
Capital projects	17,053
Unrestricted	<u>(6,127,113)</u>
Total net position	<u>6,124,254</u>
Total liabilities, deferred inflows of resources, and net position	<u>\$ 24,026,146</u>

See accompanying notes to the basic financial statements.

FEATHER RIVER COMMUNITY COLLEGE DISTRICT  
DISCRETELY PRESENTED COMPONENT UNIT -  
FEATHER RIVER COMMUNITY COLLEGE FOUNDATION, INC.  
(A Nonprofit Organization)  
STATEMENT OF FINANCIAL POSITION  
June 30, 2017

**ASSETS**

Current assets:

Cash and cash equivalents	\$	649,347
Investments, current		1,160,886
Receivables		<u>45,296</u>

Total current assets		<u>1,855,529</u>
----------------------	--	------------------

Investments, noncurrent		51,961
Non-depreciable capital assets		412,884
Depreciable capital assets, net		2,904,948

Other assets:

Deposits		1,900
Horses, net of accumulated depreciation of \$203,360		<u>48,800</u>

Total assets		<u><u>\$ 5,276,022</u></u>
--------------	--	----------------------------

**LIABILITIES**

Current liabilities:

Accounts payable and accrued expenses	\$	156,335
Tenant deposits payable		8,032
Current portion of long-term debt		<u>238,014</u>

Total current liabilities		402,381
---------------------------	--	---------

Noncurrent liabilities:

Long-term debt, less current portion		<u>1,809,958</u>
--------------------------------------	--	------------------

Total liabilities		<u>2,212,339</u>
-------------------	--	------------------

**NET ASSETS**

Unrestricted		2,617,924
Temporarily restricted		395,172
Permanently restricted		<u>50,587</u>

Total net assets		<u>3,063,683</u>
------------------	--	------------------

Total liabilities and net assets		<u><u>\$ 5,276,022</u></u>
----------------------------------	--	----------------------------

See accompanying notes to the basic financial statements.

FEATHER RIVER COMMUNITY COLLEGE DISTRICT  
STATEMENT OF REVENUES, EXPENSES AND CHANGE IN NET POSITION  
For the Year Ended June 30, 2017

---

Operating revenues:	
Tuition and fees	\$ 1,832,360
Less: scholarship discounts and allowances	<u>(915,745)</u>
Net tuition and fees	<u>916,615</u>
Grants and contracts, non-capital:	
Federal	2,767,969
State	4,648,428
Local	1,937,257
Auxiliary enterprise sales and charges	<u>59,626</u>
Total operating revenues	<u>10,329,895</u>
Operating expenses:	
Salaries	9,159,741
Employee benefits	3,436,716
Supplies, materials, and other operating expenses and services	8,196,253
Utilities	493,314
Depreciation	649,091
Student financial aid and scholarships	<u>3,888,824</u>
Total operating expenses	<u>25,823,939</u>
Loss from operations	<u>(15,494,044)</u>
Non-operating revenues (expenses):	
State apportionment, non-capital	6,325,289
Local property taxes	5,962,893
State taxes and other revenues	432,857
Interest expense on capital asset related debt	(11,216)
Interest income	43,120
Pell grants	<u>1,657,152</u>
Total non-operating revenues	<u>14,410,095</u>
Loss before capital revenues	(1,083,949)
Capital revenues:	
Local property taxes and revenues	<u>998,869</u>
Change in net position	(85,080)
Net position, July 1, 2016	<u>6,209,334</u>
Net position, June 30, 2017	<u><u>\$ 6,124,254</u></u>

---

See accompanying notes to the basic financial statements.

FEATHER RIVER COMMUNITY COLLEGE DISTRICT  
DISCRETELY PRESENTED COMPONENT UNIT -  
FEATHER RIVER COMMUNITY COLLEGE FOUNDATION, INC.  
(A Nonprofit Organization)  
STATEMENT OF ACTIVITIES  
For the Year Ended June 30, 2017

	<u>Unrestricted</u>	<u>Temporarily Restricted</u>	<u>Permanently Restricted</u>	<u>Total</u>
Revenues, gains and other support:				
Contributions	\$ -	\$ 84,113	\$ -	\$ 84,113
Registration fees	15,750	-	-	15,750
Contributions by Feather River College	54,000	-	-	54,000
Rental income	722,393	-	-	722,393
Investment income	482	926	-	1,408
Other operating income	74,701	11,070	-	85,771
Gain on sale of horses / livestock	26,852	117,934	-	144,786
Fish sales, net	-	2,637	-	2,637
Fundraising income, net	-	34,957	-	34,957
Other income	-	-	-	-
Change for underwater endowments	2,875	(2,875)	-	-
Net assets released from restrictions	<u>152,659</u>	<u>(152,659)</u>	<u>-</u>	<u>-</u>
 Total revenues, gains and other support	 <u>1,049,712</u>	 <u>96,103</u>	 <u>-</u>	 <u>1,145,815</u>
Expenses:				
Program services:				
Fitness center operations	14,786	-	-	14,786
College housing operations	718,982	-	-	718,982
Purchases on behalf of Feather River College	219,859	-	-	219,859
Scholarships granted	24,134	-	-	24,134
Supporting services:				
Management and general	<u>173,297</u>	<u>-</u>	<u>-</u>	<u>173,297</u>
 Total expenses	 <u>1,151,058</u>	 <u>-</u>	 <u>-</u>	 <u>1,151,058</u>
Change in net assets	(101,346)	96,103	-	(5,243)
Net assets, July 1, 2016	<u>2,719,270</u>	<u>299,069</u>	<u>50,587</u>	<u>3,068,926</u>
Net assets, June 30, 2017	<u>\$ 2,617,924</u>	<u>\$ 395,172</u>	<u>\$ 50,587</u>	<u>\$ 3,063,683</u>

See accompanying notes to the basic financial statements.



FEATHER RIVER COMMUNITY COLLEGE DISTRICT  
STATEMENT OF CASH FLOWS  
For the Year Ended June 30, 2017

---

Cash flows from operating activities:	
Tuition and fees	\$ 989,022
Federal grants and contracts	2,777,135
State grants and contracts	4,399,318
Local grants and contracts	1,271,683
Payments to suppliers	(8,624,150)
Payment for utilities	(493,314)
Payments to employees and benefits	(12,452,550)
Payments to students	(3,888,824)
Auxiliary enterprises sales and charges	<u>64,485</u>
Net cash used in operating activities	<u>(15,957,195)</u>
Cash flows from noncapital financing activities:	
State appropriations	5,809,137
Local property taxes	5,962,893
State taxes and other revenues	432,857
Pell grants	<u>1,657,152</u>
Net cash provided by noncapital financing activities	<u>13,862,039</u>
Cash flows from capital and related financing activities:	
Local revenue for capital purposes	998,869
Purchase of capital assets	(1,053,162)
Principal paid on capital debt	(116,146)
Interest Expense	<u>(11,216)</u>
Net cash used in capital and related financing activities	<u>(181,655)</u>
Cash flows from investing activities:	
Investment income	<u>43,120</u>
Net cash provided by investing activities	<u>43,120</u>
Change in cash and cash equivalents	(2,233,691)
Cash balance, beginning of year	<u>8,941,899</u>
Cash balance, end of year	<u><u>\$ 6,708,208</u></u>

---

(Continued)

FEATHER RIVER COMMUNITY COLLEGE DISTRICT  
STATEMENT OF CASH FLOWS  
For the Year Ended June 30, 2017

---

Reconciliation of loss from operations to net cash used in operating activities:	
Loss from operations	\$ (15,494,044)
Adjustments to reconcile loss from operations to net cash used in operating activities:	
Depreciation expense	649,091
Changes in assets and liabilities:	
Receivables, net	(70,051)
Inventory and prepaids	48,936
Deferred outflows of resources - pensions	(1,618,629)
Accounts payable	(476,833)
Unearned revenue	(935,755)
Compensated absences	35,313
SERP liability	75,584
Other postemployment benefits	13,193
Net pension liability	2,522,000
Deferred inflows of resources - pensions	<u>(706,000)</u>
Net cash used in operating activities	<u>\$ (15,957,195)</u>

---

See accompanying notes to the basic financial statements.

FEATHER RIVER COMMUNITY COLLEGE DISTRICT  
DISCRETELY PRESENTED COMPONENT UNIT -  
FEATHER RIVER COMMUNITY COLLEGE FOUNDATION, INC.  
(A Nonprofit Organization)  
STATEMENT OF CASH FLOWS  
For the Year Ended June 30, 2017

---

Cash flows from operating activities:	
Change in net assets	\$ (5,243)
Adjustments to reconcile change in net assets to net cash provided by operating activities:	
Depreciation	167,985
Amortization	13,915
Donated horses included in contributions	(23,000)
Increase in tenant receivable	1,595
Gain on sale of horses / equipment	(117,934)
Decrease (increase) in accounts receivable	38,285
Donation of building	211,409
Decrease in accounts payable and accrued expenses	<u>103,114</u>
Net cash provided by operating activities	<u>390,126</u>
Cash flows from investing activities:	
Purchase of fixed assets	(14,225)
Purchase of investments	(105,215)
Proceeds from the sale of investments	2,933
Purchase of horses	(20,500)
Proceeds from sale of horses	<u>150,068</u>
Net cash provided by investing activities	<u>13,061</u>
Cash flows from financing activities:	
Payments on long-term debt	<u>(220,019)</u>
Net cash used in financing activities	<u>(220,019)</u>
Change in cash and cash equivalents	183,168
Cash and cash equivalents - beginning of year	<u>466,179</u>
Cash and cash equivalents - end of year	<u><u>\$ 649,347</u></u>
Supplemental disclosure of cash flow information:	
Interest paid	\$ 93,413

---

See accompanying notes to the basic financial statements.

FEATHER RIVER COMMUNITY COLLEGE DISTRICT  
STATEMENT OF FIDUCIARY NET POSITION  
June 30, 2017

	Agency Fund	Trust Fund
	Associated Students Fund	Retiree Benefit Fund
<b>ASSETS</b>		
Cash and cash equivalents	\$ 1,058	\$ 1,909,983
Accounts receivable	-	1,068
Amounts due from District	-	247,700
Total assets	\$ 1,058	\$ 2,158,751
<b>LIABILITIES AND NET POSITION</b>		
Accounts payable	\$ -	\$ 1,842
Amounts held for others	1,058	-
Total liabilities	\$ 1,058	1,842
Net position held in trust		2,156,909
Total liabilities and net position		\$ 2,158,751

See accompanying notes to the basic financial statements.

FEATHER RIVER COMMUNITY COLLEGE DISTRICT  
STATEMENT OF CHANGE IN FIDUCIARY NET POSITION  
For the Year Ended June 30, 2017

---

	Retiree Benefits Fund
Additions:	
Employer contributions	\$ 390,982
Interest income	<u>10,301</u>
Total additions	<u>401,283</u>
Deductions:	
Benefits	<u>217,999</u>
Excess of additions over deductions	183,284
Net position held in trust:	
Net position, July 1, 2016	<u>1,973,625</u>
Net position, June 30, 2017	<u><u>\$ 2,156,909</u></u>

---

See accompanying notes to the basic financial statements.

FEATHER RIVER COMMUNITY COLLEGE DISTRICT  
NOTES TO THE BASIC FINANCIAL STATEMENTS  
JUNE 30, 2017

---

**NOTE 1 - SUMMARY OF SIGNIFICANT ACCOUNTING POLICIES**

Reporting Entity: Feather River Community College District (the "District") is a political subdivision of the State of California and provides educational services to the local residents of the surrounding area. While the District is a political subdivision of the state, it is not a component unit of the state in accordance with the provisions of Governmental Accounting Standards Board (GASB) Codification Section (Cod. Sec.) 2100.101. The District is classified as a state instrumentality under Internal Revenue Code Section 115, and is therefore exempt from federal taxes.

The decision to include potential component units in the reporting entity was made by applying the criteria set forth in accounting principles generally accepted in the United States of America and GASB Cod. Sec. 2100.101 as amended by GASB Cod. Sec. 2100.138. The three criteria for requiring a legally separate, tax-exempt organization to be presented as a component unit are the "direct benefit" criterion, the "entitlement/ability to access" criterion, and the "significance" criterion. The District identified the Feather River Community College Foundation, Inc. (the "Foundation") as its potential component unit.

The Foundation is a nonprofit, tax-exempt organization. The purpose of the Foundation is to provide supportive services and specialized programs for the general benefit of the District and the District's various organizations. The Foundation's funds consist of the following:

*General* - As a service to college affiliated organizations and projects, the Foundation performs fund-raising activities, provides scholarships, and acts as a collecting and disbursing agent for special activities of certain campus organizations.

*Feather River Fitness and Recreation* - As a service to students and the community, the Fitness and Recreation Center provides exercise facilities on a fee basis.

*Feather River College Residence Halls* - As a service to students, the Feather River College Residence Halls provide housing for students.

The District applied the criteria for identifying component units in accordance with GASB Cod. Sec. 2100.138 and, therefore, the District has classified the Foundation as a component unit that will be discretely presented in the District's financial statements. The Foundation also issues a stand-alone audited financial report, which can be obtained from the District or the Foundation.

Basis of Accounting: For financial reporting purposes, the District is considered a special-purpose government engaged only in business-type activities as defined by GASB. Under this model, the District's financial statements provide a comprehensive entity-wide perspective of the District's financial position and activities. Accordingly, the District's financial statements have been presented using the economic resources measurement focus and the accrual basis of accounting. Under the accrual basis, revenues are recognized when earned and expenses are recorded when the obligation has been incurred. All significant intra-agency transactions have been eliminated.

Fiduciary funds for which the District acts only as an agent are not included in the business-type activities of the District. These funds are reported in the Statement of Fiduciary Net Position and Statement of Change in Fiduciary Net Position at the fund financial statement level.

---

(Continued)

FEATHER RIVER COMMUNITY COLLEGE DISTRICT  
NOTES TO THE BASIC FINANCIAL STATEMENTS  
JUNE 30, 2017

---

**NOTE 1 - SUMMARY OF SIGNIFICANT ACCOUNTING POLICIES (Continued)**

The Foundation's financial statements are prepared on the accrual basis of accounting. Under this method, revenues are recorded when earned and expenses are recognized when they are incurred in accordance with accounting principles generally accepted in the United States of America. Recognition of contributions is dependent upon whether the contribution is restricted or unrestricted. Net assets are classified on the Statement of Financial Position as unrestricted, temporarily restricted or permanently restricted net assets based on the absence or existence of donor-imposed restrictions. The Foundation's financial statements were prepared in accordance with the pronouncements of the Financial Accounting Standards Board (FASB). As such, certain revenue recognition criteria and presentation features are different from GASB revenue recognition criteria and presentation features. No modifications have been made to the Foundation's financial information in the District's report for these differences.

Cash and Cash Equivalents: For the purposes of the financial statements, cash equivalents are defined as financial instruments with an original maturity of three months or less. Funds invested in the Plumas County Treasury are considered cash equivalents.

Restricted Cash, Cash Equivalents and Investments: Cash that is externally restricted to make debt service payments, maintain sinking or reserve funds, or to purchase or construct capital or other noncurrent assets, is classified as non current assets in the Statement of Net Position.

Fair Value of Investments: The District records its investment in funds held by Plumas County Treasury at fair value. Changes in fair value are reported as revenue in the Statement of Revenues, Expenses and Change in Net Position. The fair value of investments, including the Plumas County Treasury external investment pool, at June 30, 2017 approximated their carrying value.

The Foundation's investments are valued at their fair value based upon quoted market prices, when available, or estimates of fair value in the Statement of Financial Position and unrealized and realized gains and losses are included in the Statement of Activities. Fair values of investments in county and state investment pools are determined by the pool sponsor.

Receivables: Receivables consist of tuition and fee charges to students and auxiliary enterprise services provided to students, faculty and staff, the majority of each residing in the State of California. Receivables also include amounts due from the Federal Government, State and Local Governments, or private sources, in connection with reimbursements of allowable expenditures made pursuant to the District's grants and contracts. The District provides an allowance for doubtful accounts as an estimation of amounts that may not be received. The allowance is based on management's estimates and historical analysis.

Foundation receivables are amounts due from students for housing in the residence halls. An allowance for doubtful accounts is established for accounts that management believes are uncollectible. At June 30, 2017, no allowance for doubtful accounts was deemed necessary.

---

(Continued)

FEATHER RIVER COMMUNITY COLLEGE DISTRICT  
 NOTES TO THE BASIC FINANCIAL STATEMENTS  
 JUNE 30, 2017

---

**NOTE 1 - SUMMARY OF SIGNIFICANT ACCOUNTING POLICIES (Continued)**

Inventory: Inventory consists of cafeteria food, textbooks and educational supplies at the Campus Center, which are valued using the retail method. Inventories are stated at the lower of cost (first in, first out) or market.

Capital Assets: Capital assets are recorded at the date of acquisition, or the acquisition value at the date of donation in the case of gifts. For equipment, the District's capitalization policy included all items with a unit cost of \$5,000 or more, and estimated useful life of greater than one year. The Foundation's policy is to capitalize property and equipment greater than \$500. Renovations to buildings, infrastructure, and land improvements that significantly increase the value or extend the useful life of the structure are capitalized. Routine repairs and maintenance are charged to operating expense in the year in which the expense was incurred.

Depreciation is computed using the straight-line method over the estimated useful lives of the assets, ranging from 5 – 30 years depending on asset type.

Deferred Outflows/Inflows of Resources: In addition to assets, the statement of net position includes a separate section for deferred outflows of resources. This separate financial statement element, deferred outflows of resources, represents a consumption of net position that applies to a future period(s), and as such will not be recognized as an outflow of resources (expense/expenditures) until then. The District has recognized a deferred outflow of resources relate to recognition of the pension liability reported in the Statement of Net Position.

In addition to liabilities, the statement of net position will sometimes report a separate section for deferred inflows of resources. This separate financial statement element, deferred inflows of resources, represents an acquisition of net position that applies to a future period(s) and as such, will not be recognized as an inflow of resources (revenue) until that time. The District has recognized a deferred inflow of resources related to the recognition of the pension liability reported which is in the Statement of Net Position.

Pensions: For purposes of measuring the net pension liability, deferred outflows of resources and deferred inflows of resources related to pensions, and pension expense, information about the fiduciary net position of the State Teachers' Retirement Plan (STRP) and Public Employers Retirement Fund B (PERF B) and additions to/deductions from STRP's and PERF B's fiduciary net position have been determined on the same basis as they are reported by STRP and PERF B. For this purpose, benefit payments (including refunds of employee contributions) are recognized when due and payable in accordance with the benefit terms. Certain investments are reported at fair value. The following is a summary of pension amounts in aggregate.

	<u>STRP</u>	<u>PERF B</u>	<u>Total</u>
Deferred outflows of resources	\$ 838,619	\$ 1,869,313	\$ 2,707,932
Deferred inflows of resources	\$ 213,667	\$ 372,333	\$ 586,000
Net pension liability	\$ 5,295,000	\$ 6,451,000	\$ 11,746,000
Pension expense	\$ 554,732	\$ 705,572	\$ 1,260,304

---

(Continued)



FEATHER RIVER COMMUNITY COLLEGE DISTRICT  
NOTES TO THE BASIC FINANCIAL STATEMENTS  
JUNE 30, 2017

---

**NOTE 1 - SUMMARY OF SIGNIFICANT ACCOUNTING POLICIES** (Continued)

Compensated Absences: Compensated absences are recorded as a liability of the District when earned by employees. This liability is for earned but unused benefits.

Accumulated Sick Leave: Sick leave benefits are not recognized as liabilities of the District. The District's policy is to record sick leave as an operating expenditure or expense in the period taken since such benefits do not vest nor is payment probable; however, unused sick leave is added to the creditable service period for calculation of retirement benefits for certain STRP and PERF B employees, when the employee retires.

Unearned Revenue: Revenues from Federal, State and local special projects and programs is recognized when qualified expenditures have been incurred. Tuition, fees and other support received but not earned are recorded as unearned revenue until earned.

Net Position: The District's net position are classified as follows:

*Net investment in capital assets:* This represents the District's total investment in capital assets, net of associated outstanding debt obligations related to those capital assets. To the extent debt has been incurred but not yet expended for capital assets, such amounts are not included as a component of net investment in capital assets.

*Restricted net position:* Restricted expendable net position include resources in which the District is legally or contractually obligated to spend in accordance with restrictions imposed by external third parties. The restriction for legally restricted programs represents the portion of net position restricted to specific program expenditures. Nonexpendable restricted net position consist of endowment and similar type funds in which donors or other outside sources have stipulated, as a condition of the gift instrument, that the principal is to be maintained inviolate and in perpetuity, and invested for the purpose of producing present and future income, which may either be expended or added to principal. At June 30, 2017, there is no balance of nonexpendable restricted net position.

*Unrestricted net position:* Unrestricted net position represent resources derived from student tuition and fees, State apportionments, and sales and services of educational departments and auxiliary enterprises. These resources are used for transactions relating to the educational and general operations of the District, and may be used at the discretion of the governing board to meet current expenses for any purpose.

When an expense is incurred that can be paid using either restricted or unrestricted resources, the District first applies the expense toward restricted resources, then to unrestricted resources.

---

(Continued)

**NOTE 1 - SUMMARY OF SIGNIFICANT ACCOUNTING POLICIES (Continued)**

On-Behalf Payments: GASB Statement 24 requires that direct on-behalf payments for fringe benefits and salaries made by one entity to a third party recipient for the employees of another legally separate entity be recognized as revenue and expenditures by the employer government. The State of California makes direct on-behalf payments for retirement benefits to the State Teachers' and Public Employees' Retirement System on behalf of all Community Colleges in California. The new government-wide conversion entries relating to the pension reporting requirements of GASB 68 rely on LEAs having recognized the state's on-behalf pension contribution in their funds. Prior to the issuance of GASB 68, the district recorded this entry at the consolidation entry level for GASB 35 business-type activity reporting.

Net Assets: The Foundation's net assets are classified as follows:

- *Unrestricted net assets* - Net assets not subject to donor-imposed stipulations.
- *Temporarily restricted net assets* - Net assets consisting of cash and other assets received with donor stipulations that limit the use of the donated assets. When a stipulated time restriction ends or purpose restriction is accomplished, temporarily restricted net assets are reclassified to unrestricted net assets and reported in the Statement of Activities as net assets released from restrictions.
- *Permanently restricted net assets* - Net assets that are nonexpendable and consist of endowment and similar type funds in which the donor has stipulated as condition of the gift, that the principal be maintained in perpetuity. Generally, the donors of these assets permit the Foundation to use all or part of the income earned on related investments for general or specific purposes.

The Foundation's endowment currently consists of two individual donor-restricted endowment funds established for the purpose of supporting education at the District. Net assets associated with endowment funds are classified and reported based on the existence or absence of donor-imposed restrictions.

The Board of Directors of the Foundation has interpreted UPMIFA as requiring the preservation of the fair value of the original gift as of the gift date of the donor-restricted endowment funds absent explicit donor stipulations to the contrary. As a result of this interpretation, the Foundation classifies as permanently restricted net assets (a) the original value of gifts donated to the permanent endowment, (b) the original value of subsequent gifts to the permanent endowment, and (c) accumulations to the permanent endowment made in accordance with the direction of the applicable donor gift instrument at the time the accumulation is added to the fund. The remaining portion of the donor-restricted endowment fund that is not classified in permanently restricted net assets is classified as temporarily restricted net assets until those amounts are appropriated for expenditure by the organization in a manner consistent with the standard prudence prescribed by UPMIFA.

The Foundation follows the Foundation's adopted investment and spending policies for endowment assets that attempt to provide a predictable stream of funding to programs supported by its endowment while seeking to maintain purchasing power of the endowment assets. Endowment assets include those assets of donor-restricted funds that the Foundation must hold in perpetuity or for a donor-specific period(s) as well as board designated funds.

The investment objective is to optimize earnings on all invested funds, while maintaining the preservation of capital. Risk will be minimized by investing in high quality fixed income and equity instruments with the objective of maintaining a balanced portfolio in accordance with the Foundation's investment policy.

---

(Continued)

FEATHER RIVER COMMUNITY COLLEGE DISTRICT  
NOTES TO THE BASIC FINANCIAL STATEMENTS  
JUNE 30, 2017

---

**NOTE 1 - SUMMARY OF SIGNIFICANT ACCOUNTING POLICIES** (Continued)

State Apportionments: Certain current year apportionments from the State are based on various financial and statistical information of the previous year. Any prior year corrections due to a recalculation will be recorded in the year computed by the State.

Classification of Revenue and Expense: The District has classified its revenues as either operating or nonoperating revenues. Certain significant revenue streams relied upon for operations are recorded as nonoperating revenues, as defined by GASB Cod. Sec. 2200.190-.191, including State appropriations, local property taxes, and investment income. Nearly all the District's expenses are from exchange transactions. Revenues and expenses are classified according to the following criteria:

*Operating revenues and expenses*: Operating revenues and expenses include activities that have the characteristics of exchange transactions, such as (1) student tuition and fees, net of scholarship discounts and allowances, (2) sales and services of auxiliary enterprises, and (3) most Federal, State and local grants and contracts and Federal appropriations. All expenses are considered operating expenses except for interest expense on capital asset related debt.

*Nonoperating revenues and expenses*: Nonoperating revenues include activities that have the characteristics of nonexchange transactions, such as Pell grants, gifts and contributions, and other revenue sources described in GASB Cod. Sec. C05.101, such as State appropriations and investment income. Interest expense on capital related debt is the only non-operating expense.

Contributions: Contributions are recognized as revenues in the period received. Unconditional promises to give (pledges) are recognized as revenue when the commitment is communicated to the Foundation. Conditional promises to give are not recognized until they become unconditional, that is, when the conditions on which they depend are substantially met. Contributions of assets other than cash are recorded at their estimated fair value at the date of donation. Contributions are considered available for unrestricted use unless specifically restricted by the donor. Event revenues received in advance are deferred and recognized in the period as the events occur.

Scholarship Discounts and Allowances: Student tuition and fee revenue are reported net of the Board of Governors fee waiver and allowances in the Statement of Revenues, Expenses and Change in Net Position. Scholarship discounts and allowances represent the difference between stated charges for goods and services provided by the District and the amount that is paid by students and/or third parties making payments on the students' behalf. Certain governmental grants, such as Pell grants and other federal, state and nongovernmental programs, are recorded as revenues in the District's financial statements. To the extent that revenues from such programs are used to satisfy tuition and fees and other student charges, the District has recorded a scholarship discount and allowance.

Estimates: The preparation of financial statements in conformity with accounting principles generally accepted in the United States of America requires management to make estimates and assumptions. These estimates and assumptions affect the reported amounts of assets and liabilities and disclosure of contingent assets and liabilities at the date of the financial statements and the reported amounts of revenues and expenditures during the reporting period. Accordingly, actual results may differ from those estimates.

---

(Continued)

FEATHER RIVER COMMUNITY COLLEGE DISTRICT  
NOTES TO THE BASIC FINANCIAL STATEMENTS  
JUNE 30, 2017

---

**NOTE 1 - SUMMARY OF SIGNIFICANT ACCOUNTING POLICIES** (Continued)

Tax Status of the Foundation: The Foundation is a nonprofit public benefit corporation exempt from federal income tax under Section 501(c)(3) of the U.S. Internal Revenue Code. The Foundation has been classified as an organization that is not a private foundation and has been designated as a "publicly supported" organization. Contributions to the Foundation are deductible under Section 170(c)(2). The Foundation believes that it has appropriate support for any tax positions taken, and as such, does not have any uncertain tax positions that are material to the financial statements. The Foundation does not expect the total amount of unrecognized total benefits to significantly change in the next 12 months. Interest and penalties on tax assessments are classified as an expense when incurred. For the year ended June 30, 2017, the Foundation did not incur any interest or penalties.

Income tax returns for the Foundation are filed in the U.S. federal and state of California jurisdictions. Tax returns remain subject to examination by the U.S. federal jurisdiction for three years after the return is filed and for four years by the California jurisdiction. There are currently no tax years under examination.

New Accounting Pronouncements: In April 2015, the FASB issued Accounting Standards Update (ASU) 2015-03, *Interest – Imputation of Interest (Subtopic 835-30): Simplifying the Presentation of Debt Issuance Costs*. This ASU intends to simplify the presentation of debt issuance costs by requiring debt issuance costs to be presented in the statement of financial position as a direct deduction from the carrying amount of the debt liability, consistent with debt discounts. The recognition and measurement guidance for debt issuance costs are not affected by this ASU. The update is effective for fiscal years beginning after December 15, 2015. The Foundation adopted ASU 2015-03, accordingly, the presentation of debt issuance costs are presented as a direct deduction from the carrying amount of the debt liability on the statement of financial position.

In May 2015, the Financial Accounting Standards Board (FASB) issued Accounting Standards Update (ASU) No. 2015-07, *Fair Value Measurement (Topic 820)*. The amendments in ASU 2015-07 removes the requirement to categorize within the fair value hierarchy all investments for which fair value is measured using the net asset value per share practical expedient. The amendments also remove the requirement to make certain disclosures for all investments that are eligible to be measured at fair value using the net asset value per share practical expedient. Rather, those disclosures are limited to investments for which the entity has elected to measure the fair value using that practical expedient. This ASU was adopted by the Foundation for the year ended June 30, 2017 with no material impact on the Foundation. The provisions of this ASU are applied retrospectively.

---

(Continued)

FEATHER RIVER COMMUNITY COLLEGE DISTRICT  
 NOTES TO THE BASIC FINANCIAL STATEMENTS  
 JUNE 30, 2017

**NOTE 2 - CASH, CASH EQUIVALENTS AND INVESTMENTS**

Cash, cash equivalents and investments at June 30, 2017, consisted of the following:

	<u>District</u>	<u>Foundation</u>	<u>Agency Funds</u>	<u>Trust Fund</u>
Pooled Funds:				
Cash in County Treasury	\$ 6,598,605	\$ -	\$ -	\$ 1,909,983
Deposits:				
Cash on hand and in banks	<u>109,603</u>	<u>649,347</u>	<u>1,058</u>	<u>-</u>
Total cash and cash equivalents	<u>6,708,208</u>	<u>649,347</u>	<u>1,058</u>	<u>1,909,983</u>
Less: restricted cash	<u>22,626</u>	<u>-</u>	<u>-</u>	<u>-</u>
Net cash and cash equivalents	<u>\$ 6,685,582</u>	<u>\$ 649,347</u>	<u>\$ 1,058</u>	<u>\$ 1,909,983</u>
Investments	<u>\$ -</u>	<u>\$ -</u>	<u>\$ -</u>	<u>\$ -</u>

**Deposits - Custodial Credit Risk:** The District limits custodial credit risk by ensuring uninsured balances are collateralized by the respective financial institution. Cash balances held in banks are insured up to \$250,000 by the Federal Deposit Insurance Corporation (FDIC) and are collateralized by the respective financial institution. At June 30, 2017, the carrying amount of the District and fiduciary accounts in banks was \$110,661 and the bank balance totaled \$162,693, of which all was FDIC insured.

The Foundation limits custodial credit risk by ensuring uninsured balances are collateralized by respective financial institution. Cash balances held in banks are insured up to \$250,000 by the FDIC and are collateralized by the respective financial institution. At June 30, 2017, the carrying amount of the Foundation's cash on hand and in banks was \$649,347 and the bank balance was \$731,156, of which \$392,879 was FDIC insured and \$338,277 remained uninsured.

**Cash in County Treasury:** In accordance with Education Code Section 41001, the District maintains substantially all of its cash in the Plumas County Treasurer's Investment Fund. The District is considered to be an involuntary participant in an external investment pool. The District's investment in the pool is reported in the financial statements at amounts based upon the District's pro-rata share of the fair value by the County Treasurer for the entire portfolio (in relation to the amortized cost of that portfolio). The balance available for withdrawal is based on the accounting records maintained by the County Treasurer, which is recorded on the amortized cost basis.

Because the District's deposits are maintained in a recognized pooled investment fund under the care of a third party and the District's share of the pool does not consist of specific, identifiable investment securities owned by the District, no disclosure of the individual deposits and investments or related custodial risk classifications is required.

(Continued)

FEATHER RIVER COMMUNITY COLLEGE DISTRICT  
NOTES TO THE BASIC FINANCIAL STATEMENTS  
JUNE 30, 2017

---

**NOTE 2 - CASH, CASH EQUIVALENTS AND INVESTMENTS (Continued)**

The District's deposits in the fund are considered to be highly liquid. Interest earned is deposited quarterly into participating funds. Any investment losses are proportionately shared by all funds in the pool. The County Treasurer has indicated that there are no derivatives in the pool as of June 30, 2017.

Custodial Credit Risk: The California Government Code requires California banks and savings and loan associations to secure the District's deposits by pledging government securities as collateral. The market value of pledged securities must equal 110 percent of an agency's deposits. California law also allows financial institutions to secure an agency's deposits by pledging first trust deed mortgage notes having a value of 150 percent of an agency's total deposits and collateral is considered to be held in the name of the District. All cash held by financial institutions is entirely insured or collateralized.

Under provision of the District's policy, and in accordance with Sections 53601 and 53602 of the California Government Code, the District may invest in the following types of investments:

- Securities of the U.S. Government, or its agencies
- Small Business Administration Loans
- Negotiable Certificates of Deposit
- Bankers' Acceptances
- Commercial Paper
- Local Agency Investment Fund (State Pool) Deposits
- Passbook Savings Account Demand Deposits
- Repurchase Agreements

Interest Rate Risk: The District does not have a formal investment policy that limits cash and investment maturities as a means of managing its exposure to fair value losses arising from increasing interest rates. At June 30, 2017, the District has no significant interest rate risk related to cash and investments held.

Credit Risk: The District does not have a formal investment policy that limits its investment choices other than the limitations of state law.

Concentrations of Credit Risk: The District does not place limits on the amount it may invest in any one issuer. At June 30, 2017, the District had no concentrations of credit risk.

Foundation Investments: Investments are stated at fair value as of June 30, 2017 and consist of revenue bond proceeds and endowed contributions invested in the following mutual fund and community foundation:

US Bank Mutual Funds, short-term	\$ 1,160,886
Investment in Foundation for California Community Colleges Scholarship Endowment (FCCC/Osher), long-term	<u>51,961</u>
	<u>\$ 1,212,847</u>

---

(Continued)

FEATHER RIVER COMMUNITY COLLEGE DISTRICT  
 NOTES TO THE BASIC FINANCIAL STATEMENTS  
 JUNE 30, 2017

---

**NOTE 2 - CASH, CASH EQUIVALENTS AND INVESTMENTS (Continued)**

The Foundation invests in a pooled scholarship endowment fund, FCCC/Osher, managed by the Foundation for California Community Colleges (FCCC). The objective of the Foundation's investment in FCCC/Osher is to grow the Foundation's investments through the Bernard Osher Foundation pledge to match funds contributed to FCCC/Osher. Funds invested in the endowment fund by the Foundation cannot be removed at any time. The investment managers engaged by FCCC are required to follow specific guidelines set forth by FCCC with respect to the various types of allowable investments purchased and held by the pool. Accordingly, the estimated fair value of these investments is based on information provided by external investment managers engaged by FCCC. At June 30, 2017, the Foundation investment in pool consisted of 4% cash and short term investments, and 96% equity securities.

The following presents information about the Foundation's assets measured at fair value on a recurring basis as of June 30, 2017, and indicates the fair value hierarchy of the valuation techniques utilized by the Foundation to determine such fair value based on the hierarchy:

*Level 1* - Quoted market prices for identical instruments traded in active exchange markets.

*Level 2* - Significant other observable inputs such as quoted prices for identical or similar instruments in markets that are not active, and model-based valuation techniques for which all significant assumptions are observable or can be corroborated by observable market data.

*Level 3* - Significant unobservable inputs that reflect a reporting entity's own assumptions about the methods that market participants would use in pricing an asset or liability.

The Foundation is required or permitted to record the following assets at fair value on a recurring basis:

<u>Description</u>	<u>Fair Value</u>	<u>Level 1</u>	<u>Level 2</u>	<u>Level 3</u>
Investment securities:				
FCCC/Osher**	\$ 51,961	\$ -	\$ -	\$ -
Mutual fund	<u>1,160,886</u>	<u>1,160,886</u>	<u>-</u>	<u>-</u>
	<u>\$ 1,212,847</u>	<u>\$ 1,160,886</u>	<u>\$ -</u>	<u>\$ -</u>

---

(Continued)

FEATHER RIVER COMMUNITY COLLEGE DISTRICT  
NOTES TO THE BASIC FINANCIAL STATEMENTS  
JUNE 30, 2017

---

**NOTE 2 - CASH, CASH EQUIVALENTS AND INVESTMENTS (Continued)**

Valuation Approach:

\*\* Investments measured at fair value using net asset value (“NAVs”) per share (or its equivalent) as a practical expedient have not been classified in the fair value hierarchy. The fair value amounts presented in the hierarchy tables for such investments are intended to permit reconciliation of the fair value hierarchy to the amounts presented in the statements of financial position.

There were no changes in the valuation techniques used during the year ended June 30, 2017. There were no transfers of assets between the fair value levels for the year ended June 30, 2017.

*Mutual Funds* - The Foundation's mutual funds are classified within Level 1 of the fair value hierarchy because they are valued using quoted market prices, broker or dealer quotations, or alternative pricing sources with reasonable levels of price transparency.

*FCCC/Osher* - The fair value of the investments held by FCCC were based upon the net asset values (“NAVs”) of the assets at June 30, 2017. The fair value of the funds held by FCCC is based upon the Foundation's proportionate share of the FCCC/Osher pooled investment portfolio. Foundation management reviews the valuations and returns in comparison to industry benchmarks and other information provided by FCCC, but there is currently no visibility provided by FCCC to the specific listing of underlying investment holdings.

The Foundation had no non recurring assets and no liabilities at June 30, 2017, which were required to be disclosed using the fair value hierarchy.

**NOTE 3 - RECEIVABLES**

Receivables:

Federal	\$ 122,083
State	1,026,550
Local and other, net of allowance	<u>315,933</u>
	<u>\$ 1,464,566</u>

The allowance for doubtful accounts of \$444,012 is maintained at an amount that management considers sufficient to fully reserve and provide for possible uncollectibility of student fees receivable.

At June 30, 2017, the Foundation had \$45,296 in receivables due from local sources.

---

(Continued)



FEATHER RIVER COMMUNITY COLLEGE DISTRICT  
 NOTES TO THE BASIC FINANCIAL STATEMENTS  
 JUNE 30, 2017

**NOTE 4 - NOTE RECEIVABLE FROM FOUNDATION**

The District entered into a unsecured loan agreement up to the amount of \$350,000 with the Foundation for the purpose of financing repairs for the Feather River College Residence Halls, dated May 27, 2010. Effective December 15, 2010, the loan agreement was modified reducing the maximum loan agreement to the amount of \$300,000. The note accrues interest, tied to the Plumas County Pooled Money Investment Account combined rate of return on county funds, with interest only payments for the first five years. As of June 30, 2017, the nominal interest rate was at 2%. Principal and interest payments will be made for the remaining 15 years, with the final installment due August 1, 2030. As of June 30, 2017, the Foundation had drawn down \$207,890.

The District entered into a loan agreement up to the amount of \$365,000 with the Foundation for the purpose of purchasing the Meadows Apartment Complex, dated September 11, 2014. The note is non-interest bearing. Principal payments will be made twice annually for no more than 15 years, with the final installment due before June 30, 2027. As of June 30, 2017, the Foundation had drawn down \$276,347, with an outstanding balance of \$239,665.

**NOTE 5 - CAPITAL ASSETS**

District capital asset activity consists of the following:

	Balance July 1, <u>2016</u>	Additions and <u>Transfers</u>	Deletions and <u>Transfers</u>	Balance June 30, <u>2017</u>
Non-depreciable:				
Land	\$ 277,099	\$ 1,053,162	\$ -	\$ 1,330,261
Depreciable:				
Land improvements	476,563	-	-	476,563
Buildings & building improvements	17,412,552	250,751	-	17,663,303
Equipment	<u>4,586,633</u>	<u>126,576</u>	-	<u>4,713,209</u>
Total	<u>22,752,847</u>	<u>1,430,489</u>	-	<u>24,183,336</u>
Less accumulated depreciation:				
Land improvements	(410,495)	(9,300)	-	(419,795)
Buildings	(6,843,492)	(465,866)	-	(7,309,358)
Equipment	<u>(3,730,574)</u>	<u>(173,925)</u>	-	<u>(3,904,499)</u>
Total	<u>(10,984,561)</u>	<u>(649,091)</u>	-	<u>(11,633,652)</u>
Capital assets, net	<u>\$ 11,768,286</u>	<u>\$ 781,398</u>	<u>\$ -</u>	<u>\$ 12,549,684</u>

(Continued)

FEATHER RIVER COMMUNITY COLLEGE DISTRICT  
 NOTES TO THE BASIC FINANCIAL STATEMENTS  
 JUNE 30, 2017

**NOTE 5 - CAPITAL ASSETS** (Continued)

Foundation capital asset activity consists of the following:

	Balance July 1, <u>2016</u>	<u>Additions</u>	<u>Deletions</u>	Balance June 30, <u>2017</u>
Non-depreciable:				
Land	\$ 412,884	\$ -	\$ -	\$ 412,884
Construction in progress	210,414	-	(210,414)	-
Depreciable:				
Buildings and improvements	4,589,109	-	-	4,589,109
Machinery and equipment	244,432	8,824	-	253,256
Furniture and fixtures	<u>154,635</u>	<u>-</u>	<u>-</u>	<u>154,635</u>
Total	<u>5,611,474</u>	<u>8,824</u>	<u>(210,414)</u>	<u>5,409,884</u>
Less accumulated depreciation:				
Buildings and improvements	(1,589,325)	(107,020)	-	(1,696,345)
Machinery and equipment	(210,959)	(14,786)	-	(225,745)
Furniture and fixtures	<u>(156,018)</u>	<u>(13,944)</u>	<u>-</u>	<u>(169,962)</u>
Total	<u>(1,956,302)</u>	<u>(135,750)</u>	<u>-</u>	<u>(2,092,052)</u>
Capital assets, net	<u>\$ 3,655,172</u>	<u>\$ (126,926)</u>	<u>\$ (210,414)</u>	<u>\$ 3,317,832</u>

**NOTE 6 - UNEARNED REVENUE**

Unearned revenue for the District consisted of the following:

Unearned Federal and State revenue	\$ 1,328,790
Unearned local revenue	543,525
Unearned tuition and other student fees	<u>22,896</u>
Total unearned revenue	<u>\$ 1,895,211</u>

(Continued)

FEATHER RIVER COMMUNITY COLLEGE DISTRICT  
 NOTES TO THE BASIC FINANCIAL STATEMENTS  
 JUNE 30, 2017

**NOTE 7 - LONG-TERM LIABILITIES** (Continued)

Property Note Payable: In December 2015 the District entered into an agreement to buy property at 50 E Central Avenue, Quincy, CA. There are no interest payments associated with the note payable and future payments are scheduled as follows:

Year Ending June 30,	
2018	\$ 15,000
2019	<u>15,000</u>
	<u>\$ 30,000</u>

Capitalized Lease Obligations: The District leases certain equipment and software with a gross book value of \$507,472, with accumulated amortization of \$232,895, for a net book value of \$274,577, under long-term lease purchase agreements. The following is a schedule of future minimum lease payments for capitalized lease obligations as of June 30, 2017:

Year Ending June 30,	Lease Payments
2018	\$ 112,295
2019	112,295
2020	<u>88,531</u>
Total payments	313,121
Less amount representing interest	<u>(15,989)</u>
Net minimum lease payments	<u>\$ 297,132</u>

District Changes in Long-Term Debt: A schedule of changes in the District's long-term debt for the year ended June 30, 2017 is as follows:

	Balance July 1, 2016	Additions	Deductions	Balance June 30, 2017	Amounts Due Within One Year
SERP liability	\$ 75,584	\$ -	\$ 75,584	\$ -	\$ -
Capitalized lease obligations	65,951	332,327	101,146	297,132	112,295
Compensated absences	488,391	35,313	-	523,704	179,472
Property note	-	45,000	15,000	30,000	15,000
Net pension liability	9,224,000	3,507,933	985,933	11,746,000	-
Other postemployment benefits	<u>1,477,244</u>	<u>217,187</u>	<u>230,380</u>	<u>1,464,051</u>	<u>-</u>
	<u>\$ 11,331,170</u>	<u>\$ 4,137,760</u>	<u>\$ 1,408,043</u>	<u>\$ 14,060,887</u>	<u>\$ 306,767</u>

(Continued)

FEATHER RIVER COMMUNITY COLLEGE DISTRICT  
 NOTES TO THE BASIC FINANCIAL STATEMENTS  
 JUNE 30, 2017

**NOTE 7 - LONG-TERM LIABILITIES** (Continued)

Foundation Student Housing Bonds: As of June 30, total bonds payable issued through the direct placement with The Depository Trust Company through the California Community College Financing Authority ("CCCFA") and associated interest rates and maturities are as follows:

Student Housing Bonds: As of June 30, 2017, total bonds payable issued through the direct placement with The Depository Trust Company through the California Community College Financial Authority ("CCCFA") and associated interest rates and maturities are as follows

	<u>Interest Rate</u>	<u>Maturity</u>	<u>2017</u>	<u>2016</u>
CCCFA Series 2003	3.56% to 5.30%	5/1/2003 to 7/1/2023	\$ 1,670,000	\$ 1,855,000
Unamortized debt insurance costs			(69,583)	(83,499)
Total bonds payable			<u>\$ 1,600,417</u>	<u>\$ 1,771,501</u>

On May 1, 2003, the California Community College Financing Authority issued Student Housing Revenue Bonds in the amount of \$3,415,000, comprised of \$3,250,000 Series A Tax-exempt bonds and \$165,000 Series B Taxable bonds, to fund a loan to the Foundation to acquire and improve a 110-bed student housing facility located on property adjacent to the main campus of Feather River Community College District, and to fund a debt service fund for the bonds and pay a portion of the costs of issuing the bonds. The bonds, with interest rates from 3.56% to 5.3% will mature in varying amounts through July 1, 2022. Future payments are scheduled as follows:

<u>Year Ending June 30,</u>		
2018		\$ 195,000
2019		210,000
2020		220,000
2021		230,000
2022		240,000
2023		<u>575,000</u>
		<u>\$ 1,670,000</u>

(Continued)

FEATHER RIVER COMMUNITY COLLEGE DISTRICT  
 NOTES TO THE BASIC FINANCIAL STATEMENTS  
 JUNE 30, 2017

---

**NOTE 7 - LONG-TERM LIABILITIES (Continued)**

Foundation Residence Hall Loan: The Foundation entered into a loan agreement up to the amount of \$350,000 with the District for the purpose of financing the repairs for the Feather River College Residency Halls, dated May 27, 2010. Effective December 15, 2010, the loan agreement was modified changing the maximum loan agreement up to the amount of \$300,000. The note accrues interest by formula tied to the Plumas County Pooled Money Investment Account combined rate of return on county funds with interest only payments for the first five years, due August 1. As of June 30, 2017, the nominal interest rate was at 2%. Principal and interest payments will be made for the remaining 14 years, with the final installment due August 1, 2030. As of June 30, 2017 and 2016, the Foundation had drawn down \$207,890. Future principal payments at June 30, 2017 are scheduled as follows:

Year Ending <u>June 30,</u>		
2018	\$	13,014
2019		13,275
2020		13,540
2021		13,811
2022		14,087
2023-2027		74,776
2028-2031		65,387
	\$	207,890

Foundation Meadows Apartment Loan: The Foundation entered into a loan agreement up to the amount of \$365,000 with the District for the purpose of purchasing the Meadows Apartment Complex, dated September 11, 2014. The note is non-interest bearing, with imputed interest of three percent. Principal payments will be made twice annually for no more than 15 years, with the final installment due before June 30, 2027. As of June 30, 2017, the Foundation had drawn down \$306,347.

Year Ending <u>June 30,</u>		
2018	\$	30,000
2019		30,000
2020		30,000
2021		30,000
2022		30,000
2023-2027		126,347
		276,347
Less amounts representing interest		(36,682)
	\$	239,665

---

(Continued)

FEATHER RIVER COMMUNITY COLLEGE DISTRICT  
NOTES TO THE BASIC FINANCIAL STATEMENTS  
JUNE 30, 2017

**NOTE 7 - LONG-TERM LIABILITIES (Continued)**

Foundation Changes in Long-Term Debt: A schedule of changes in the Foundation's long-term debt for the year ended June 30, 2017 is as follows:

	Balance July 1, <u>2016</u>	<u>Additions</u>	<u>Deductions</u>	Balance June 30, <u>2017</u>	Amounts Due Within <u>One Year</u>
Student housing bonds	\$ 1,771,500	\$ 13,917	\$ 185,000	\$ 1,600,417	\$ 195,000
Feather River Fitness and Recreation mortgage	-	-	-	-	-
Loans from District:					
Residence hall	220,649	-	12,759	207,890	13,014
Meadows apartments, net	<u>261,925</u>	<u>-</u>	<u>22,260</u>	<u>239,665</u>	<u>30,000</u>
	<u>\$ 2,254,074</u>	<u>\$ 13,917</u>	<u>\$ 220,019</u>	<u>\$ 2,047,972</u>	<u>\$ 238,014</u>

The Foundation is subject to certain covenants in accordance with its long-term liability agreements. As of June 30, 2017, management believes the Foundation was in compliance with these covenants.

**NOTE 8 - PROPERTY TAXES**

All property taxes are levied and collected by the Tax Assessor of the County of Plumas and paid upon collection to the various taxing entities including the District. Secured taxes are levied on July 1 and are due in two installments on November 1 and February 1, and become delinquent on December 10 and April 10, respectively. The lien date for secured and unsecured property taxes is March 1 of the preceding fiscal year.

**NOTE 9 - NET PENSION LIABILITY – STATE TEACHERS' RETIREMENT PLAN**

*General Information about the State Teachers' Retirement Plan*

Plan Description: Teaching-certified employees of the District are provided with pensions through the State Teachers' Retirement Plan (STRP) – a cost-sharing multiple-employer defined benefit pension plan administered by the California State Teachers' Retirement System (CalSTRS). The Teachers' Retirement Law (California Education Code Section 22000 et seq.), as enacted and amended by the California Legislature, established this plan and CalSTRS as the administrator. The benefit terms of the plans may be amended through legislation. CalSTRS issues a publicly available financial report that can be obtained at <http://www.calstrs.com/comprehensive-annual-financial-report>.

Benefits Provided: The STRP Defined Benefit Program has two benefit formulas:

- CalSTRS 2% at 60: Members first hired on or before December 31, 2012, to perform service that could be creditable to CalSTRS.
- CalSTRS 2% at 62: Members first hired on or after January 1, 2013, to perform service that could be creditable to CalSTRS.

The Defined Benefit Program provides retirement benefits based on members' final compensation, age and years of service credit. In addition, the retirement program provides benefits to members upon disability and to survivors/beneficiaries upon the death of eligible members. There are several differences between the two benefit formulas which are noted below.

(Continued)

**NOTE 9 - NET PENSION LIABILITY – STATE TEACHERS' RETIREMENT PLAN (Continued)**

*CalSTRS 2% at 60*

CalSTRS 2% at 60 members are eligible for normal retirement at age 60, with a minimum of five years of credited service. The normal retirement benefit is equal to 2.0 percent of final compensation for each year of credited service. Early retirement options are available at age 55 with five years of credited service or as early as age 50 with 30 years of credited service. The age factor for retirements after age 60 increases with each quarter year of age to 2.4 percent at age 63 or older. Members who have 30 years or more of credited service receive an additional increase of up to 0.2 percent to the age factor, known as the career factor. The maximum benefit with the career factor is 2.4 percent of final compensation.

CalSTRS calculates retirement benefits based on a one-year final compensation for members who retired on or after January 1, 2001, with 25 or more years of credited service, or for classroom teachers with less than 25 years of credited service if the employer elected to pay the additional benefit cost prior to January 1, 2014. One-year final compensation means a member's highest average annual compensation earnable for 12 consecutive months calculated by taking the creditable compensation that a member could earn in a school year while employed on a fulltime basis, for a position in which the person worked. For members with less than 25 years of credited service, final compensation is the highest average annual compensation earnable for any three consecutive years of credited service.

*CalSTRS 2% at 62*

CalSTRS 2% at 62 members are eligible for normal retirement at age 62, with a minimum of five years of credited service. The normal retirement benefit is equal to 2.0 percent of final compensation for each year of credited service. An early retirement option is available at age 55. The age factor for retirement after age 62 increases with each quarter year of age to 2.4 percent at age 65 or older.

All CalSTRS 2% at 62 members have their final compensation based on their highest average annual compensation earnable for three consecutive years of credited service.

Contributions: Required member, employer and state contribution rates are set by the California Legislature and Governor and detailed in Teachers' Retirement Law. Contribution rates are expressed as a level percentage of payroll using the entry age normal actuarial cost method.

A summary of statutory contribution rates and other sources of contributions to the Defined Benefit Program are as follows:

*Members* – Under CalSTRS 2% at 60, the member contribution rate was 9.20 percent of applicable member earnings for fiscal year 2016-17. Under CalSTRS 2% at 62, members contribute 50 percent of the normal cost of their retirement plan, which resulted in a contribution rate of 9.205 percent of applicable member earnings for fiscal year 2016-17.

In general, member contributions cannot increase unless members are provided with some type of "comparable advantage" in exchange for such increases. Under previous law, the Legislature could reduce or eliminate the 2 percent annual increase to retirement benefits. As a result of AB 1469, effective July 1, 2014, the Legislature cannot reduce the 2 percent annual benefit adjustment for members who retire on or after January 1, 2014, and in exchange for this "comparable advantage," the member contribution rates have been increased by an amount that covers a portion of the cost of the 2 percent annual benefit adjustment.

---

(Continued)

FEATHER RIVER COMMUNITY COLLEGE DISTRICT  
NOTES TO THE BASIC FINANCIAL STATEMENTS  
JUNE 30, 2017

---

**NOTE 9 - NET PENSION LIABILITY – STATE TEACHERS' RETIREMENT PLAN** (Continued)

Effective July 1, 2014, with the passage of AB 1469, member contributions for those under the 2% at 60 benefit structure increase from 8.0 percent to a total of 10.25 percent of applicable member earnings, phased in over the next three years. For members under the 2% at 62 benefit structure, contributions will increase from 8.0 percent to 9.205 percent of applicable member earnings, again phased in over three years, if there is no change to normal cost.

*Employers* – 12.58 percent of applicable member earnings for fiscal year 2016-17.

In accordance with AB 1469, employer contributions will increase from 8.25 percent to a total of 19.1 percent of applicable member earnings phased in over seven years starting in 2014. The new legislation also gives the board limited authority to adjust employer contribution rates from July 1, 2021 through June 2046 in order to eliminate the remaining unfunded actuarial obligation related to service credited to members prior to July 1, 2014. The board cannot adjust the rate by more than 1 percent in a fiscal year, and the total contribution rate in addition to the 8.25 percent cannot exceed 12 percent.

The CalSTRS employer contribution rate increases effective for fiscal year 2016-17 through fiscal year 2045-46 are summarized in the table below:

<u>Effective Date</u>	<u>Prior Rate</u>	<u>Increase</u>	<u>Total</u>
July 01, 2016	8.25%	4.33%	12.58%
July 01, 2017	8.25%	6.18%	14.43%
July 01, 2018	8.25%	8.03%	16.28%
July 01, 2019	8.25%	9.88%	18.13%
July 01, 2020	8.25%	10.85%	19.10%
July 01, 2046	8.25%	Increase from prior rate ceases in 2046-47	

The District contributed \$417,619 to the plan for the fiscal year ended June 30, 2017.

*State* – 8.828 percent of the members' creditable earnings from the fiscal year ending in the prior calendar year for fiscal year 2016-17.

Also as a result of AB 1469, the additional state appropriation required to fully fund the benefits in effect as of 1990 by 2046 is specific in subdivision (b) of Education Code Section 22955.1. The increased contributions end as of fiscal year 2046-2047. The CalSTRS state contribution rates effective for fiscal year 2016-17 and beyond are summarized in the table below.

---

(Continued)



FEATHER RIVER COMMUNITY COLLEGE DISTRICT  
 NOTES TO THE BASIC FINANCIAL STATEMENTS  
 JUNE 30, 2017

**NOTE 9 - NET PENSION LIABILITY – STATE TEACHERS' RETIREMENT PLAN (Continued)**

As shown in the subsequent table, the state rate will increase to 4.811 percent on July 1, 2017, to continue paying down the unfunded liabilities associated with the benefits structure that was in place in 1990 prior to certain enhancements in benefits and reductions in contributions.

<u>Effective Date</u>	<u>Base Rate</u>	<u>AB 1469 Increase For 1990 Benefit Structure</u>	<u>SBMA Funding (1)</u>	<u>Total State Appropriation to DB Program</u>
July 01, 2016	2.017%	4.311%	2.50%	8.828%
July 01, 2017	2.017%	4.811%(2)	2.50%	9.328%
July 01, 2018 to June 30, 2046	2.017%	(3)*	2.50%	(3)*
July 01, 2046 and thereafter	2.017%	(3)	2.50%	4.571%(3)

(1) This rate does not include the \$72 million reduction in accordance with Education Code Section 22954.

(2) During its April 2017 meeting, the board of CalSTRS exercised its limited authority to increase the state contribution rate by 0.5 percent of the payroll effective July 1, 2017.

(3) The CalSTRS board has limited authority to adjust state contribution rates from July 1, 2017, through June 30, 2046 in order to eliminate the remaining unfunded actuarial obligation associated with the 1990 benefit structure. The board cannot increase the rate by more than 0.50 percent in a fiscal year, and if there is no unfunded actuarial obligation, the contribution rate imposed to pay for the 1990 benefit structure would be reduced to 0 percent. Rates in effect prior to July 1, 2014, are reinstated if necessary to address any remaining 1990 unfunded actuarial obligation from July 1, 2046, and thereafter.

*Pension Liabilities, Pension Expense, and Deferred Outflows of Resources and Deferred Inflows of Resources Related to Pensions*

At June 30, 2017, the District reported a liability for its proportionate share of the net pension liability that reflected a reduction for State pension support provided to the District. The amount recognized by the District as its proportionate share of the net pension liability, the related State support, and the total portion of the net pension liability that was associated with the District were as follows:

District's proportionate share of the net pension liability	\$ 5,295,000
State's proportionate share of the net pension liability associated with the District	<u>3,014,000</u>
<b>Total</b>	<b><u>\$ 8,309,000</u></b>

At June 30, 2017, the net pension liability was measured as of June 30, 2016, and the total pension liability used to calculate the net pension liability was determined by an actuarial valuation as of June 30, 2015. The District's proportion of the net pension liability was based on the District's share of contributions to the pension plan relative to the contributions of all participating school Districts and the State. At June 30, 2017, the District's proportion was 0.007 percent, which was an increase of zero from its proportion measured as of June 30, 2015.

(Continued)

FEATHER RIVER COMMUNITY COLLEGE DISTRICT  
 NOTES TO THE BASIC FINANCIAL STATEMENTS  
 JUNE 30, 2017

**NOTE 9 - NET PENSION LIABILITY – STATE TEACHERS' RETIREMENT PLAN** (Continued)

For the year ended June 30, 2017, the District recognized pension expense of \$554,732 and revenue of \$59,000 for support provided by the State. At June 30, 2017, the District reported deferred outflows of resources and deferred inflows of resources related to pensions from the following sources:

	<u>Deferred Outflows of Resources</u>	<u>Deferred Inflows of Resources</u>
Difference between expected and actual experience	\$ -	\$ 129,000
Changes of assumptions	-	-
Net differences between projected and actual earnings on investments	421,000	-
Changes in proportion and differences between District contributions and proportionate share of contributions	-	84,667
Contributions made subsequent to measurement date	<u>417,619</u>	<u>-</u>
Total	<u>\$ 838,619</u>	<u>\$ 213,667</u>

\$417,619 reported as deferred outflows of resources related to pensions resulting from contributions subsequent to the measurement date will be recognized as a reduction of the net pension liability in the year ended June 30, 2018. Other amounts reported as deferred outflows of resources and deferred inflows of resources related to pensions will be recognized in pension expense as follows:

2018	\$ (30,199)
2019	\$ (30,199)
2020	\$ 203,051
2021	\$ 117,551
2022	\$ (40,199)
2023	\$ (12,672)

Differences between expected and actual experience and changes in assumptions are amortized over a closed period equal to the average remaining service life of plan members, which is 7 years as of June 30, 2016. Deferred outflows and inflows related to differences between projected and actual earnings on plan investments are netted and amortized over a closed 5-year period.

(Continued)

FEATHER RIVER COMMUNITY COLLEGE DISTRICT  
 NOTES TO THE BASIC FINANCIAL STATEMENTS  
 JUNE 30, 2017

**NOTE 9 - NET PENSION LIABILITY – STATE TEACHERS' RETIREMENT PLAN (Continued)**

**Actuarial Methods and Assumptions:** The total pension liability for the 2016-17 STRP was determined by applying update procedures to a financial reporting actuarial valuation as of June 30, 2015 and rolling forward the total pension liability to June 30, 2016. The financial reporting actuarial valuation as of June 30, 2015, used the following actuarial methods and assumptions, applied to all prior periods included in the measurement:

Valuation Date	June 30, 2015
Experience Study	July 1, 2006, through June 30, 2010
Actuarial Cost Method	Entry age normal
Investment Rate of Return	7.60%
Consumer Price Inflation	3.00%
Wage Growth	3.75%
Post-retirement Benefit Increases	2.00% simple for DB Not applicable for DBS/CBB

CalSTRS uses custom mortality tables to best fit the patterns of mortality among its members. These custom tables are based on RP2000 series tables adjusted to fit CalSTRS experience. RP2000 series tables are an industry standard set of mortality rates published by the Society of Actuaries. See CalSTRS July 1, 2006 – June 30, 2010 experience analysis and June 30, 2015 Actuarial Program Valuations for more information.

The long-term expected rate of return on pension plan investments was determined using a building-block method in which best-estimate ranges of expected future real rates of return (expected returns, net of pension plan investment expense and inflation) are developed for each major asset class. The best estimate ranges were developed using capital market assumptions from CalSTRS general investment consultant as an input to the process. The actuarial investment rate of return assumption was adopted by the board in 2012 in conjunction with the most recent experience study. For each future valuation, CalSTRS consulting actuary reviews the return assumption for reasonableness based on the most current capital market assumptions. Best estimates of 20-year geometric real rates of return and the assumed asset allocation for each major asset class used as input to develop the actuarial investment rate of return are summarized in the following table:

<u>Asset Class</u>	<u>Assumed Asset Allocation</u>	<u>Long-Term* Expected Real Rate of Return</u>
Global Equity	47%	6.30%
Private Equity	13%	9.30%
Real Estate	13%	5.20%
Inflation Sensitive	4%	3.80%
Fixed Income	12%	0.30%
Absolute Return/Risk Mitigating Strategies	9%	2.90%
Cash / Liquidity	2%	(1.00%)

\* 20-year geometric average

(Continued)

FEATHER RIVER COMMUNITY COLLEGE DISTRICT  
 NOTES TO THE BASIC FINANCIAL STATEMENTS  
 JUNE 30, 2017

**NOTE 9 - NET PENSION LIABILITY – STATE TEACHERS' RETIREMENT PLAN (Continued)**

Discount Rate: The discount rate used to measure the total pension liability was 7.60 percent. The projection of cash flows used to determine the discount rate assumed that contributions from plan members and employers will be made at statutory contribution rates in accordance with the rate increase per Assembly Bill 1469. Projected inflows from investment earnings were calculated using the long-term assumed investment rate of return (7.60 percent) and assuming that contributions, benefit payments, and administrative expense occur midyear. Based on those assumptions, the STRP's fiduciary net position was projected to be available to make all projected future benefit payments to current plan members. Therefore, the long-term assumed investment rate of return was applied to all periods of projected benefit payments to determine the total pension liability.

Sensitivity of the District's Proportionate Share of the Net Pension Liability to Changes in the Discount Rate: The following presents the District's proportionate share of the net pension liability calculated using the discount rate of 7.60 percent, as well as what the District's proportionate share of the net pension liability would be if it were calculated using a discount rate that is 1-percentage-point lower (6.60 percent) or 1-percentage-point higher (8.60 percent) than the current rate:

	1% Decrease <u>(6.60%)</u>	Current Discount Rate <u>(7.60%)</u>	1% Increase <u>(8.60%)</u>
District's proportionate share of the net pension liability - 2017	<u>\$ 7,620,000</u>	<u>\$ 5,295,000</u>	<u>\$ 3,363,000</u>

Pension Plan Fiduciary Net Position: Detailed information about the pension plan's fiduciary net position is available in the separately issued CalSTRS financial report.

**NOTE 10 - NET PENSION LIABILITY – PUBLIC EMPLOYER'S RETIREMENT FUND B**

*General Information about the Public Employer's Retirement Fund B*

Plan Description: The schools cost-sharing multiple-employer defined benefit pension plan Public Employer's Retirement Fund B (PERF B) is administered by the California Public Employees' Retirement System (CalPERS). Plan membership consists of non-teaching and non-certified employees of public schools (K-12), community college districts, offices of education, charter and private schools (elective) in the State of California.

The Plan was established to provide retirement, death and disability benefits to non-teaching and noncertified employees in schools. The benefit provisions for Plan employees are established by statute. CalPERS issues a publicly available financial report that can be obtained at:

- <https://www.calpers.ca.gov/docs/forms-publications/cafr-2016.pdf>

Benefits Provided: The benefits for the defined benefit plans are based on members' years of service, age, final compensation, and benefit formula. Benefits are provided for disability, death, and survivors of eligible members or beneficiaries. Members become fully vested in their retirement benefits earned to date after five years (10 years for State Second Tier members) of credited service.

(Continued)

FEATHER RIVER COMMUNITY COLLEGE DISTRICT  
NOTES TO THE BASIC FINANCIAL STATEMENTS  
JUNE 30, 2017

---

**NOTE 10 - NET PENSION LIABILITY – PUBLIC EMPLOYER’S RETIREMENT FUND B** (Continued)

**Contributions:** The benefits for the defined benefit pension plans are funded by contributions from members and employers, and earnings from investments. Member and employer contributions are a percentage of applicable member compensation. Member contribution rates are defined by law and depend on the respective employer’s benefit formulas. Employer contribution rates are determined by periodic actuarial valuations or by state statute. Actuarial valuations are based on the benefit formulas and employee groups of each employer. Employer contributions, including lump sum contributions made when agencies first join the PERF, are credited with a market value adjustment in determining contribution rates.

The required contribution rates of most active plan members are based on a percentage of salary in excess of a base compensation amount ranging from zero dollars to \$863 monthly.

Required contribution rates for active plan members and employers as a percentage of payroll for the year ended June 30, 2017 were as follows:

*Members* – The member contribution rate was 6.0 or 7.0 percent of applicable member earnings for fiscal year 2016-17.

*Employers* – The employer contribution rate was 13.888 percent of applicable member earnings.

The District contributed \$586,314 to the plan for the fiscal year ended June 30, 2017.

*Pension Liabilities, Pension Expense, and Deferred Outflows of Resources and Deferred Inflows of Resources Related to Pensions*

At June 30, 2017, the District reported a liability of \$6,451,000 for its proportionate share of the net pension liability. The net pension liability was measured as of June 30, 2016, and the total pension liability used to calculate the net pension liability was determined by an actuarial valuation as of June 30, 2015. The District’s proportion of the net pension liability was based on the District’s share of contributions to the pension plan relative to the contributions of all participating school Districts. At June 30, 2016, the District’s proportion was 0.033 percent, which was an increase of zero percent from its proportion measured as of June 30, 2015.

---

(Continued)

FEATHER RIVER COMMUNITY COLLEGE DISTRICT  
 NOTES TO THE BASIC FINANCIAL STATEMENTS  
 JUNE 30, 2017

---

**NOTE 10 - NET PENSION LIABILITY – PUBLIC EMPLOYER’S RETIREMENT FUND B (Continued)**

For the year ended June 30, 2017, the District recognized pension expense of \$705,572. At June 30, 2017, the District reported deferred outflows of resources and deferred inflows of resources related to pensions from the following sources:

	<u>Deferred Outflows of Resources</u>	<u>Deferred Inflows of Resources</u>
Difference between expected and actual experience	\$ 277,000	\$ -
Changes of assumptions	-	194,000
Net differences between projected and actual earnings on investments	1,001,000	-
Changes in proportion and differences between District contributions and proportionate share of contributions	4,999	178,333
Contributions made subsequent to measurement date	<u>586,314</u>	<u>-</u>
Total	<u>\$ 1,869,313</u>	<u>\$ 372,333</u>

\$586,314 reported as deferred outflows of resources related to pensions resulting from contributions subsequent to the measurement date will be recognized as a reduction of the net pension liability in the year ended June 30, 2018. Other amounts reported as deferred outflows of resources and deferred inflows of resources related to pensions will be recognized in pension expense as follows:

2018	\$	34,793
2019	\$	111,790
2020	\$	502,883
2021	\$	261,200

Differences between expected and actual experience and changes in assumptions are amortized over a closed period equal to the average remaining service life of plan members, which is 4 years as of the June 30, 2015 measurement date. Deferred outflows and inflows related to differences between projected and actual earnings on plan investments are netted and amortized over a closed 5-year period.

---

(Continued)

FEATHER RIVER COMMUNITY COLLEGE DISTRICT  
 NOTES TO THE BASIC FINANCIAL STATEMENTS  
 JUNE 30, 2017

---

**NOTE 10 - NET PENSION LIABILITY – PUBLIC EMPLOYER’S RETIREMENT FUND B (Continued)**

**Actuarial Methods and Assumptions:** The total pension liability for the 2016-17 Plan was determined by applying update procedures to a financial reporting actuarial valuation as of June 30, 2015, and rolling forward the total pension liability to June 30, 2016. The financial reporting actuarial valuation as of June 30, 2015, used the following actuarial methods and assumptions, applied to all prior periods included in the measurement:

Valuation Date	June 30, 2015
Experience Study	July 1, 2006, through June 30, 2010
Actuarial Cost Method	Entry age normal
Investment Rate of Return	7.65%
Consumer Price Inflation	2.75%
Wage Growth	Varies by entry age and service
Post-retirement Benefit Increases	Contract COLA up to 2.00% until Purchasing Power Protection Allowance Floor on Purchasing Power applies 2.75% thereafter

The mortality table used was developed based on CalPERS specific data. The table includes 20 years of mortality improvements using Society of Actuaries Scale BB. For more details on this table, please refer to the 2014 experience study report.

All other actuarial assumptions used in the June 30, 2015 valuation were based on the results of an actuarial experience study for the period from 1997 to 2011, including updates to salary increase, mortality and retirement rates. Further details of the Experience Study can be found at CalPERS’ website.

The table below reflects long-term expected real rate of return by asset class. The rate of return was calculated using the capital market assumptions applied to determine the discount rate and asset allocation.

<u>Asset Class</u>	<u>Long-Term* Assumed Asset Allocation</u>	<u>Expected Real Rate of Return</u>
Global Equity	51%	5.25%
Global Fixed Income	20%	0.99%
Inflation Insensitive	6%	0.45%
Private Equity	10%	6.83%
Real Estate	10%	4.50%
Infrastructure & Forestland	2%	4.50%
Liquidity	1%	(0.55)%

\* 10-year geometric average

---

(Continued)

FEATHER RIVER COMMUNITY COLLEGE DISTRICT  
 NOTES TO THE BASIC FINANCIAL STATEMENTS  
 JUNE 30, 2017

**NOTE 10 - NET PENSION LIABILITY – PUBLIC EMPLOYER’S RETIREMENT FUND B (Continued)**

Discount Rate: The discount rate used to measure the total pension liability was 7.65 percent in fiscal year 2016-17. A projection of the expected benefit payments and contributions was performed to determine if assets would run out. The test revealed the assets would not run out. Therefore the long-term expected rate of return on pension plan investments was applied to all periods of projected benefit payments to determine the total pension liability for the Plan. The results of the crossover testing for the Plan are presented in a detailed report that can be obtained at CalPERS’ website.

The long-term expected rate of return on pension plan investments was determined using a building-block method in which best-estimate ranges of expected future real rates of return (expected returns, net of pension plan investment expense and inflation) are developed for each major asset class.

In determining the long-term expected rate of return, CalPERS took into account both short-term and long-term market return expectations as well as the expected cash flows of the Plan. Such cash flows were developed assuming that both members and employers will make their required contributions on time and as scheduled in all future years. Using historical returns of all the Plan’s asset classes, expected compound (geometric) returns were calculated over the short-term (first 10 years) and the long-term (11-60 years) using a building-block approach. Using the expected nominal returns for both short-term and long-term, the present value of benefits was calculated. The expected rate of return was set by calculating the single equivalent expected return that arrived at the same present value of benefits for cash flows as the one calculated using both short-term and long-term returns. The expected rate of return was then set equivalent to the single equivalent rate calculated above and rounded down to the nearest one quarter of one percent.

Sensitivity of the District’s Proportionate Share of the Net Pension Liability to Changes in the Discount Rate: The following presents the District’s proportionate share of the net pension liability calculated using the discount rate of 7.65 percent, as well as what the District’s proportionate share of the net pension liability would be if it were calculated using a discount rate that is 1-percentage-point lower (6.65 percent) or 1-percentage-point higher (8.65 percent) than the current rate:

	1% Decrease <u>(6.65%)</u>	Current Discount Rate <u>(7.65%)</u>	1% Increase <u>(8.65%)</u>
District's proportionate share of the net pension liability	<u>\$ 9,625,000</u>	<u>\$ 6,451,000</u>	<u>\$ 3,808,000</u>

Pension Plan Fiduciary Net Position: Detailed information about the pension plan’s fiduciary net position is available in the separately issued CalPERS financial report.

(Continued)



FEATHER RIVER COMMUNITY COLLEGE DISTRICT  
 NOTES TO THE BASIC FINANCIAL STATEMENTS  
 JUNE 30, 2017

---

**NOTE 11 - OTHER POSTEMPLOYMENT BENEFITS**

In addition to the pension benefits described in Note 9 and 10, the District provides retiree and dependent medical coverage to eligible employees who retire from the District. Duration of benefits is calculated on a prorated basis, up to a maximum of 10 years, based on years of service. The District operates the single-employer defined benefit OPEB Plan on a pay-as-you-go basis and pays a set amount each month towards the cost of the medical coverage. Any costs in excess of this amount will be paid by the retiree. If the eligible employee remains in the Plan after the age of 64, the retirees must pay 100% of their premiums resulting in no liability for the District. Although the plan has no segregated assets, for employees hired before August 1, 1994, a fund was established in 1995-96 to accumulate funds to pay for the District's share of future medical premiums of eligible future retirees. This fund is not established as an irrevocable trust. At June 30, 2017 the assigned fund balance for retiree benefits was \$849,254. The Plan does not issue separate financial statements.

Non - Peralta Group: The District's annual other postemployment benefit (OPEB) cost (expense) is calculated based on the annual required contribution of the employer (ARC), an amount actuarially determined in accordance with the parameters of GASB Cod. Sec. P50.108-.109. The ARC represents a level of funding that, if paid on an ongoing basis, is projected to cover normal cost each year and amortize any unfunded actuarial liabilities (or funding excess) over a period not to exceed thirty years. The following table shows the components of the District's annual OPEB cost for the year, the amount actually contributed, and changes in the District's net OPEB obligation:

Annual required contribution	\$	124,156
Interest on net OPEB obligation		5,974
Adjustment to annual required contribution		<u>(53,323)</u>
Annual OPEB cost (expense)		76,807
Contributions made		<u>84,057</u>
Decrease in net OPEB obligation		(7,250)
Net OPEB liability - beginning of year		<u>298,687</u>
Net OPEB liability - end of year	\$	<u><u>291,437</u></u>

---

(Continued)

FEATHER RIVER COMMUNITY COLLEGE DISTRICT  
NOTES TO THE BASIC FINANCIAL STATEMENTS  
JUNE 30, 2017

---

**NOTE 11 - OTHER POSTEMPLOYMENT BENEFITS (Continued)**

The District's annual OPEB cost, the percentage of annual OPEB cost contributed to the plan, and the net OPEB obligation for the year ended June 30, 2017 and preceding two years were as follows:

<u>Fiscal Year Ended</u>	<u>Annual OPEB Cost</u>	<u>Percentage of Annual OPEB Cost Contributed</u>	<u>Net OPEB Obligation</u>
June 30, 2015	\$ 69,496	144.5%	\$ 313,867
June 30, 2016	\$ 68,877	122.0%	\$ 298,687
June 30, 2017	\$ 76,807	109.4%	\$ 291,437

As of March 1, 2015, the most recent actuarial valuation date, the plan was unfunded. The actuarial accrued liability for benefits was \$606,678, and the actuarial value of assets was zero, resulting in an unfunded actuarial accrued liability (UAAL) of \$606,678. As of the last actuarial, covered payroll (annual payroll of active employees covered by the Plan) was \$379,008, and the ratio of the UAAL to the covered payroll was 160 percent.

Actuarial valuations of an ongoing plan involve estimates of the value of reported amounts and assumptions about the probability of occurrence of events far into the future. Examples include assumptions about future employment, mortality, and the healthcare cost trend. Amounts determined regarding the funded status of the plan and the annual required contributions of the employer are subject to continual revision as actual results are compared with past expectations and new estimates are made about the future. The schedule of funding progress, included as Required Supplementary Information following this section, presents multiyear trend information about whether the actuarial value of plan assets is increasing or decreasing over time relative to the actuarial accrued liabilities for benefits.

Projections of benefits for financial reporting purposes are based on the substantive plan (the plan as understood by the employer and the plan members) and include the types of benefits provided at the time of each valuation and the historical pattern of sharing of benefit costs between the employer and plan members to that point. The actuarial methods and assumptions used include techniques that are designed to reduce the effects of short-term volatility in actuarial accrued liabilities and the actuarial value of assets, consistent with the long-term perspective of the calculations.

In the March 1, 2015, actuarial valuation the entry age normal cost method was used. The actuarial assumptions included a 2.75 percent discount rate, which is based on assumed long-term investment returns on employer assets, an annual healthcare cost trend rate and payroll increase of 4 and 2.75 percent, respectively. The UAAL is being amortized utilizing the flat dollar amount method on a closed basis. The District's obligation was fully amortized as of June 30, 2010.

---

(Continued)

FEATHER RIVER COMMUNITY COLLEGE DISTRICT  
 NOTES TO THE BASIC FINANCIAL STATEMENTS  
 JUNE 30, 2017

---

**NOTE 11 - OTHER POSTEMPLOYMENT BENEFITS** (Continued)

"Peralta" Group: In addition to the pension benefits described in Note 10, the District provides retiree and dependent benefits to employees and retirees, eligible under the Peralta 18 Agreement. The Peralta 18 Agreement obligates District funds for the ten years following an eligible employee's retirement. In each eligible fiscal year, the District allocates a set amount of funds to the Peralta fund. These funds are calculated based on the difference of the vacating faculty member's salary and their replacement or equivalent. The annual obligation is subject to change based upon employee turnover. After ten years of payment, per eligible retiree, the District's obligation is absolved. The District contributions are put into a separate County Treasury fund which is managed by the Peralta Trustee. The fund is not an irrevocable trust and therefore are not considered assets of the Peralta Group Plan. The fund does not issue separate financial statements. At June 30, 2017, the fund balance was \$1,307,655. The District serves as a processing center for monthly health benefit costs as well as individual payments for Medicare Part B.

The District's annual other postemployment benefit (OPEB) cost (expense) is calculated based on the annual required contribution of the employer (ARC), an amount actuarially determined in accordance with the parameters of GASB Cod. Sec. P50.108-.109. The ARC represents a level of funding that, if paid on an ongoing basis, is projected to cover normal cost each year and amortize any unfunded actuarial liabilities (or funding excess) over a period not to exceed thirty years. The following table shows the components of the District's annual OPEB cost for the year, the amount actually contributed, and changes in the District's net OPEB obligation:

Annual required contribution	\$	266,026
Interest on net OPEB obligation		53,035
Adjustment to annual required contribution		<u>(178,681)</u>
Annual OPEB cost (expense)		140,380
Contributions made		<u>146,323</u>
Decrease in net OPEB obligation		(5,943)
Net OPEB liability - beginning of year		<u>1,178,557</u>
Net OPEB liability - end of year	\$	<u><u>1,172,614</u></u>

---

(Continued)

FEATHER RIVER COMMUNITY COLLEGE DISTRICT  
 NOTES TO THE BASIC FINANCIAL STATEMENTS  
 JUNE 30, 2017

---

**NOTE 11 - OTHER POSTEMPLOYMENT BENEFITS (Continued)**

The District's annual OPEB cost, the percentage of annual OPEB cost contributed to the plan, and the net OPEB obligation for the year ended June 30, 2017 and preceding two years were as follows:

<u>Fiscal Year Ended</u>	<u>Annual OPEB Cost</u>	<u>Percentage of Annual OPEB Cost Contributed</u>	<u>Net OPEB Obligation</u>
June 30, 2015	\$ 139,405	101.8%	\$ 1,185,209
June 30, 2016	\$ 139,671	104.8%	\$ 1,178,557
June 30, 2017	\$ 140,113	104.4%	\$ 1,172,614

As of March 1, 2015, the most recent actuarial valuation date, the plan was unfunded. The actuarial accrued liability for benefits was \$1,754,677, and the actuarial value of assets was zero, resulting in an unfunded actuarial accrued liability (UAAL) of \$1,754,677. As of the last actuarial, the covered payroll (annual payroll of active employees covered by the Plan) was \$142,694, and the ratio of the UAAL to the covered payroll was 1,210 percent.

Actuarial valuations of an ongoing plan involve estimates of the value of reported amounts and assumptions about the probability of occurrence of events far into the future. Examples include assumptions about future employment, mortality, and the healthcare cost trend. Amounts determined regarding the funded status of the plan and the annual required contributions of the employer are subject to continual revision as actual results are compared with past expectations and new estimates are made about the future. The schedule of funding progress, included as Required Supplementary Information following this section, presents multiyear trend information about whether the actuarial value of plan assets is increasing or decreasing over time relative to the actuarial accrued liabilities for benefits.

Projections of benefits for financial reporting purposes are based on the substantive plan (the plan as understood by the employer and the plan members) and include the types of benefits provided at the time of each valuation and the historical pattern of sharing of benefit costs between the employer and plan members to that point. The actuarial methods and assumptions used include techniques that are designed to reduce the effects of short-term volatility in actuarial accrued liabilities and the actuarial value of assets, consistent with the long-term perspective of the calculations.

In the March 1, 2015, actuarial valuation, the entry age normal cost method was used. The actuarial assumptions included a 4.5 percent discount rate, which is based on assumed long-term investment returns on employer assets, and an annual healthcare cost trend rate and payroll increase of 4 and 2.75 percent, respectively. The UAAL is being amortized utilizing the flat dollar amount method on a closed basis. The District's obligation was fully amortized as of June 30, 2010.

**NOTE 12 - COMMITMENTS AND CONTINGENCIES**

Contingent Liabilities: The District is subject to legal proceedings and claims which arise in the ordinary course of business. In the opinion of management, the amount of ultimate liability with respect to these actions will not materially affect the financial position or results of operations of the District.

The District has received Federal and State funds for specific purposes that are subject to review or audit by the grantor agencies. Although such audits could result in expenditure disallowances under terms of the grants, it is management's opinion that any required reimbursements or future revenue offsets subsequently determined will not have a material effect on the District's financial statements.

---

(Continued)

FEATHER RIVER COMMUNITY COLLEGE DISTRICT  
NOTES TO THE BASIC FINANCIAL STATEMENTS  
JUNE 30, 2017

---

**NOTE 12 - COMMITMENTS AND CONTINGENCIES (Continued)**

Construction Commitments: As of June 30, 2017, the District had no outstanding construction commitments on construction contracts.

**NOTE 13 - JOINT POWERS AGREEMENTS**

The District is a member of Northern California Community Colleges Self Insurance Authority (NCCCSIA), a joint powers authority established to provide workers' compensation and property/liability insurance. The following is a summary of current financial information available for NCCCSIA at June 30, 2016 (the most recent information available):

Total assets	\$	2,865,827
Total liabilities	\$	893,853
Net position	\$	1,971,974
Total revenues	\$	7,815,664
Total expenses	\$	7,883,792
Change in net position	\$	(68,128)

The District is also a member of Tri-County Schools Insurance Group (TRI-SIG). This is a joint powers authority providing health insurance. The following is a summary of current financial information for June 30, 2016 (the most recent information available):

Total assets	\$	16,130,783
Deferred outflows of resources	\$	60,734
Total liabilities	\$	10,190,026
Deferred inflows of resources	\$	50,321
Net position	\$	5,951,170
Total revenues	\$	52,514,634
Total expenses	\$	49,578,708
Change in net position	\$	2,935,926

In addition, the District is a member of Statewide Association of Community Colleges (SWACC). This is a joint powers authority, which provides excess liability coverage. The following is a summary of financial information at June 30, 2016 (the most recent information available):

Total assets	\$	53,650,572
Total liabilities	\$	25,243,178
Net position	\$	28,407,394
Total revenues	\$	19,710,832
Total expenses	\$	21,820,131
Change in net position	\$	(2,109,299)

---

(Continued)

FEATHER RIVER COMMUNITY COLLEGE DISTRICT  
 NOTES TO THE BASIC FINANCIAL STATEMENTS  
 JUNE 30, 2017

**NOTE 13 - JOINT POWERS AGREEMENTS (Continued)**

The relationship between the District and the joint powers authorities are such that the joint powers authorities are not component units of the District for financial reporting purposes.

The JPAs are governed by boards consisting of a representative from each member district. The boards control the operations of the JPAs, including the selection of management and approval of operating budgets, independent of any influence by the member district beyond their representation on the governing board. The District pays a premium commensurate with the level of coverage requested.

Member districts share surpluses and deficits proportionate to their participation in the JPAs. The JPAs are independently accountable for their fiscal matters and maintain their own accounting records. Budgets are not subject to any approval other than that of the governing board.

Settled claims resulting from these risks have not exceeded insurance coverage in any of the past three years. There have been no significant reductions in insurance coverage from coverage in the prior year.

**NOTE 14 - OPERATING EXPENSES**

The following schedule details the functional classifications of the operating expenses reported in the statement of revenues, expenses and change in net position for the year ended June 30, 2017.

	<u>Salaries</u>	<u>Employee Benefits</u>	<u>Supplies Materials and Other Operating Expenses</u>	<u>Utilities</u>	<u>Depreciation</u>	<u>Student Financial Aid and Scholar- ships</u>	<u>Total</u>
Instruction	\$ 4,416,556	\$ 1,244,326	\$ 4,952,444	\$ -	\$ -	\$ -	\$ 10,613,326
Academic Support	517,216	200,032	96,451	-	-	-	813,699
Student Services	1,854,284	702,735	499,949	-	-	-	3,056,968
Operations and Maintenance of Plant	819,137	396,009	887,640	-	-	-	2,102,786
Institution Support	828,184	624,375	700,800	493,314	-	-	2,646,673
Community Services and Economic Development	65,843	22,146	324,943	-	-	-	412,932
Auxiliary Operations	658,521	247,093	734,026	-	-	-	1,639,640
Student Aid	-	-	-	-	-	3,888,824	3,888,824
Physical Property and Related Acquisitions	-	-	-	-	649,091	-	649,091
	<u>\$ 9,159,741</u>	<u>\$ 3,436,716</u>	<u>\$ 8,196,253</u>	<u>\$ 493,314</u>	<u>\$ 649,091</u>	<u>\$ 3,888,824</u>	<u>\$ 25,823,939</u>

**NOTE 15 - RELATED PARTY TRANSACTIONS**

The Foundation is economically dependent on the District and the financial statements of the Foundation may not necessarily be indicative of the conditions or results of operations which would have existed had the Foundation been operated as an unaffiliated entity.

(Continued)

FEATHER RIVER COMMUNITY COLLEGE DISTRICT  
 NOTES TO THE BASIC FINANCIAL STATEMENTS  
 JUNE 30, 2017

---

**NOTE 15 - RELATED PARTY TRANSACTIONS (Continued)**

The Foundation and the District have entered into an agreement regarding the Feather River Fitness and Recreation Center whereby the District shall reimburse the Foundation for the cost of insurance and to repay the debt created by its purchase. For the fiscal year ended June 30, 2017, the value of the contributions totaled \$54,000.

The Foundation and the District entered into an agreement where the District agrees to pay any shortfalls to the Foundation if occupancy of the residency halls falls below a 90% occupancy target. There were no payments under this agreement for the years ended June 30, 2017 and 2016.

The Foundation and the District entered into an agreement wherein the Foundation agrees to pay the district a Management Fee for the operations of the Feather River Resident Halls for the Net Income that is the excess of the 120% debt service covenant required by the bondholders. For the Fiscal Year ended June 30, 2017, the value of that fee was \$107,329.

The Foundation and the District entered into an agreement where the District agrees to a bi-annual lease payment for the operations of the Meadows dorm facility payable to the Foundation. For the Fiscal year ended June 30, 2017 and 2016, the value of the contributions are \$30,000 and \$45,000 respectively.

The Foundation and the District entered into an agreement where the Foundation agrees to reimburse the District for the funds made available for the purchase of the Meadows dorm facility. The term of this agreement is 15 years. For the Fiscal Year ended June 30, 2017 and 2016, the value of the contribution is \$30,000 for both years.

**NOTE 16 - ENDOWMENT NET ASSETS - FOUNDATION**

Changes in endowment net assets for the fiscal year ended June 30, 2017, consisted of the following:

	<u>Unrestricted</u>	<u>Temporarily Restricted</u>	<u>Permanently Restricted</u>	<u>Total</u>
Endowment net assets, beginning of year	\$ (2,875)	\$ 1,080	\$ 50,587	\$ 48,792
Investment income	-	926	-	926
Change in fair value of investments	-	5,176	-	5,176
Appropriation of endowment assets for expenditure	-	(2,933)	-	(2,933)
Changes in underwater endowment	<u>2,875</u>	<u>(2,875)</u>	<u>-</u>	<u>-</u>
Endowment net assets, end of year	<u>\$ -</u>	<u>\$ 1,374</u>	<u>\$ 50,587</u>	<u>\$ 51,961</u>

(Continued)

FEATHER RIVER COMMUNITY COLLEGE DISTRICT  
NOTES TO THE BASIC FINANCIAL STATEMENTS  
JUNE 30, 2017

---

**NOTE 16 - ENDOWMENT NET ASSETS - FOUNDATION** (Continued)

At June 30, 2017, endowment net assets were donor restricted funds. There were no board restricted endowments.

From time to time, the fair value of assets associated with individual donor-restricted endowment funds may fall below the level that the donor or UPMIFA requires the Foundation to retain as a fund of perpetual duration. There was one individual endowment fund with such deficiencies as of June 30, 2017.



**REQUIRED SUPPLEMENTARY INFORMATION**

FEATHER RIVER COMMUNITY COLLEGE DISTRICT  
SCHEDULE OF OTHER POSTEMPLOYMENT BENEFITS (OPEB)  
FUNDING PROGRESS  
For the Year Ended June 30, 2017

Actuarial Valuation Date	<u>Schedule of Funding Progress</u>					
	Actuarial Value of Assets	Actuarial Accrued Liability (AAL)	Unfunded Actuarial Accrued Liability (UAAL)	Funded Ratio	Covered Payroll	UAAL as a Percentage of Covered Payroll
<u>Non-Peralta Group</u>						
September 18, 2009	\$ -	\$ 899,168	\$ 899,168	0%	\$ 644,953	139%
April 1, 2012	\$ -	\$ 846,874	\$ 846,874	0%	\$ 826,522	102%
March 1, 2015	\$ -	\$ 606,678	\$ 606,678	0%	\$ 379,008	160%
<u>Peralta Group</u>						
September 18, 2009	\$ -	\$ 1,630,087	\$ 1,630,087	0%	\$ 169,759	960%
April 1, 2012	\$ -	\$ 1,497,695	\$ 1,497,695	0%	\$ 241,950	619%
March 1, 2015	\$ -	\$ 1,754,677	\$ 1,754,677	0%	\$ 142,694	1271%

See independent auditor's report on required supplementary information.

FEATHER RIVER COMMUNITY COLLEGE DISTRICT  
 SCHEDULE OF THE DISTRICT'S PROPORTIONATE  
 SHARE OF THE NET PENSION LIABILITY  
 For the Year Ended June 30, 2017

State Teacher's Retirement Plan  
 Last 10 Fiscal Years

	<u>2015</u>	<u>2016</u>	<u>2017</u>
District's proportion of the net pension liability	0.007%	0.007%	0.007%
District's proportionate share of the net pension liability	\$ 3,924,000	\$ 4,416,000	\$ 5,295,000
State's proportionate share of the net pension liability associated with the District	<u>2,370,000</u>	<u>2,335,000</u>	<u>3,014,000</u>
Total net pension liability	<u>\$ 6,294,000</u>	<u>\$ 6,751,000</u>	<u>\$ 8,309,000</u>
District's covered payroll	\$ 2,991,000	\$ 3,044,000	\$ 3,262,000
District's proportionate share of the net pension liability as a percentage of its covered payroll	131%	145%	162%
Plan fiduciary net position as a percentage of the total pension liability	76.52%	74.02%	70.04%

The amounts presented for each fiscal year were determined as of the yearend that occurred one year prior.

All years prior to 2015 are not available.

(Continued)

FEATHER RIVER COMMUNITY COLLEGE DISTRICT  
 SCHEDULE OF THE DISTRICT'S PROPORTIONATE  
 SHARE OF THE NET PENSION LIABILITY  
 For the Year Ended June 30, 2017

---

Public Employers Retirement Fund B  
 Last 10 Fiscal Years

	<u>2015</u>		<u>2016</u>		<u>2017</u>
District's proportion of the net pension liability	0.034%		0.033%		0.033%
District's proportionate share of the net pension liability	\$ 3,360,000	\$	4,808,000	\$	6,451,000
District's covered payroll	\$ 3,554,000	\$	3,612,000	\$	3,919,000
District's proportionate share of the net pension liability as a percentage of its covered payroll	95%		133%		165%
Plan fiduciary net position as a percentage of the total pension liability	83.38%		79.43%		73.89%

The amounts presented for each fiscal year were determined as of the yearend that occurred one year prior.

All years prior to 2015 are not available.

FEATHER RIVER COMMUNITY COLLEGE DISTRICT  
SCHEDULE OF THE DISTRICT'S CONTRIBUTIONS  
For the Year Ended June 30, 2017

---

State Teachers' Retirement Plan  
Last 10 Fiscal Years

	<u>2015</u>		<u>2016</u>		<u>2017</u>
Contractually required contribution	\$ 270,321	\$	350,065	\$	417,619
Contributions in relation to the contractually required contribution	\$ 270,321	\$	350,065	\$	417,619
District's covered payroll	\$ 3,044,000	\$	3,262,000	\$	3,320,000
Contributions as a percentage of covered payroll	8.88%		10.73%		12.58%

All years prior to 2015 are not available.

---

(Continued)

FEATHER RIVER COMMUNITY COLLEGE DISTRICT  
SCHEDULE OF THE DISTRICT'S CONTRIBUTIONS  
For the Year Ended June 30, 2017

---

Public Employers Retirement Fund B  
Last 10 Fiscal Years

	<u>2015</u>		<u>2016</u>		<u>2017</u>
Contractually required contribution	\$ 425,112	\$	464,238	\$	586,314
Contributions in relation to the contractually required contribution	\$ 425,112	\$	464,238	\$	586,314
District's covered payroll	\$ 3,612,000	\$	3,919,000	\$	4,222,000
Contributions as a percentage of covered payroll	11.77%		11.85%		13.89%

All years prior to 2015 are not available.

**NOTE 1 - PURPOSE OF SCHEDULE**

Schedule of Other Postemployment Benefits Funding Progress

The Schedule of Funding Progress presents multi-year trend information which compares, over time, the actuarially accrued liability for benefits with the actuarial value of accumulated plan assets.

Schedule of the District's Proportionate Share of the Net Pension Liability

The Schedule of the District's Proportionate Share of the Net Pension Liability is presented to illustrate the elements of the District's Net Pension Liability. There is a requirement to show information for 10 years. However, until a full 10-year trend is compiled, governments should present information for those years for which information is available.

Schedule of the District's Contributions (Pensions)

The Schedule of the District's Contributions is presented to illustrate the District's required contributions relating to the pensions. There is a requirement to show information for 10 years. However, until a full 10-year trend is compiled, governments should present information for those years for which information is available.

Changes of Benefit Terms (Pensions)

There are no changes in benefit terms reported in the Required Supplementary Information.

Changes of Assumptions (Pensions)

The discount rate for Public Employer's Retirement Fund B was 7.50, 7.65 and 7.65 percent in the June 30, 2013, 2014 and 2015 actuarial reports, respectively. There are no changes in assumptions reported for the State Teachers' Retirement Plan.

**SUPPLEMENTARY INFORMATION**



FEATHER RIVER COMMUNITY COLLEGE DISTRICT  
ORGANIZATION  
(Unaudited)  
June 30, 2017

---

The Feather River Community College District is located in Quincy, California. Geographically, the District encompasses all of Plumas County with the exception of the southeastern corner of the County, near Calpine, California.

The District provides the first two years of instruction transferable to accredited four-year colleges and universities as well as vocational and technical education.

The Board of Trustees and District Administration for the fiscal year ended June 30, 2017 were composed of the following members:

BOARD OF TRUSTEES

<u>Members</u>	<u>Office</u>	<u>Term Expires</u>
Mr. John Sheehan	President	December 2020
Dr. Dana Ware	Vice-President	December 2020
Mr. William Elliott	Member	December 2018
Mr. Guy McNett	Member	December 2018
Dr. James Meyers	Member	December 2018

DISTRICT ADMINISTRATION

Dr. Kevin Trutna  
President/District Superintendent

Mr. James Scoubes  
Chief Financial Officer

Dr. Derek Lerch  
Chief Instructional Officer

Carlie McCarthy  
Chief Student Services Officer

FEATHER RIVER COMMUNITY COLLEGE DISTRICT  
COMBINING STATEMENT OF NET POSITION BY FUND  
(Unaudited)  
June 30, 2017

	<u>General</u>	<u>Capital Outlay Projects Fund</u>	<u>Child Development Fund</u>	<u>Student Financial Aid Fund</u>	<u>Bookstore Fund</u>	<u>Totals</u>	<u>Reconciling Adjustments/ Eliminations</u>	<u>Statement of Net Position</u>
<b>Assets</b>								
Current assets:								
Cash and cash equivalents	\$ 6,163,630	\$ -	\$ 90,973	\$ 305,372	\$ 125,607	\$ 6,685,582	\$ -	\$ 6,685,582
Receivables, net	2,148,611	4,807	5,394	37,449	49,219	2,245,480	(780,914)	1,464,566
Note receivable from Foundation, current	43,014	-	-	-	-	43,014	-	43,014
Due from other funds	287,298	-	-	-	-	287,298	(287,298)	-
Stores inventories	-	-	-	-	119,000	119,000	-	119,000
Prepaid expenses	11,762	-	-	-	-	11,762	-	11,762
Total current assets	<u>8,654,315</u>	<u>4,807</u>	<u>96,367</u>	<u>342,821</u>	<u>293,826</u>	<u>9,392,136</u>	<u>(1,068,212)</u>	<u>8,323,924</u>
Noncurrent assets:								
Restricted cash and cash equivalents	-	22,626	-	-	-	22,626	-	22,626
Note receivable from Foundation, noncurrent	421,980	-	-	-	-	421,980	-	421,980
Non-depreciable capital assets	-	-	-	-	-	-	1,330,261	1,330,261
Depreciable capital assets, net	-	-	-	-	-	-	11,219,423	11,219,423
Total noncurrent assets	<u>421,980</u>	<u>22,626</u>	<u>-</u>	<u>-</u>	<u>-</u>	<u>444,606</u>	<u>12,549,684</u>	<u>12,994,290</u>
Total assets	<u>9,076,295</u>	<u>27,433</u>	<u>96,367</u>	<u>342,821</u>	<u>293,826</u>	<u>9,836,742</u>	<u>11,481,472</u>	<u>21,318,214</u>
<b>Deferred Outflows of Resources</b>								
Deferred outflows of resources - pensions	-	-	-	-	-	-	2,707,932	2,707,932
Total assets & deferred outflows of resources	<u>\$ 9,076,295</u>	<u>\$ 27,433</u>	<u>\$ 96,367</u>	<u>\$ 342,821</u>	<u>\$ 293,826</u>	<u>\$ 9,836,742</u>	<u>\$ 14,189,404</u>	<u>\$ 24,026,146</u>
<b>Liabilities</b>								
Current liabilities:								
Accounts payable	\$ 1,076,561	\$ 96	\$ 13	\$ 3,141	\$ 32,283	\$ 1,112,094	\$ 247,700	\$ 1,359,794
Due to other funds	247,700	-	-	287,298	-	534,998	(534,998)	-
Unearned revenue	2,644,662	10,284	-	21,179	-	2,676,125	(780,914)	1,895,211
Compensated absences payable - current	-	-	-	-	-	-	179,472	179,472
Long-term debt - current portion	-	-	-	-	-	-	127,295	127,295
Total current liabilities	<u>3,968,923</u>	<u>10,380</u>	<u>13</u>	<u>311,618</u>	<u>32,283</u>	<u>4,323,217</u>	<u>(761,445)</u>	<u>3,561,772</u>
Noncurrent liabilities:								
Long-term debt - noncurrent portion	-	-	-	-	-	-	13,754,120	13,754,120
Total liabilities	<u>3,968,923</u>	<u>10,380</u>	<u>13</u>	<u>311,618</u>	<u>32,283</u>	<u>4,323,217</u>	<u>12,992,675</u>	<u>17,315,892</u>

(Continued)

FEATHER RIVER COMMUNITY COLLEGE DISTRICT  
 COMBINING STATEMENT OF NET POSITION BY FUND  
 (Unaudited)  
 June 30, 2017

	<u>General</u>	<u>Capital Outlay Projects Fund</u>	<u>Child Development Fund</u>	<u>Student Financial Aid Fund</u>	<u>Bookstore Fund</u>	<u>Totals</u>	<u>Reconciling Adjustments/ Eliminations</u>	<u>Statement of Net Position</u>
<b>Deferred Inflows of Resources</b>								
Deferred inflows of resources - pensions	-	-	-	-	-	-	586,000	586,000
<b>Net Position</b>								
Net investment in capital assets	-	-	-	-	-	-	12,222,552	12,222,552
Restricted for:								
Expendable:								
Capital projects	-	17,053	-	-	-	17,053	-	17,053
Other special purposes	11,762	-	-	-	-	11,762	-	11,762
Unrestricted	5,095,610	-	96,354	31,203	261,543	5,484,710	(11,611,823)	(6,127,113)
Total net position	<u>5,107,372</u>	<u>17,053</u>	<u>96,354</u>	<u>31,203</u>	<u>261,543</u>	<u>5,513,525</u>	<u>610,729</u>	<u>6,124,254</u>
Total liabilities, deferred inflows of resources & net position	<u>\$ 9,076,295</u>	<u>\$ 27,433</u>	<u>\$ 96,367</u>	<u>\$ 342,821</u>	<u>\$ 293,826</u>	<u>\$ 9,836,742</u>	<u>\$ 14,189,404</u>	<u>\$ 24,026,146</u>

See accompanying notes to supplementary information.

FEATHER RIVER COMMUNITY COLLEGE DISTRICT  
 COMBINING STATEMENT OF REVENUES, EXPENSES AND CHANGE IN NET POSITION BY FUND  
 (Unaudited)  
 For the Year Ended June 30, 2017

	<u>General</u>	<u>Capital Outlay Projects Fund</u>	<u>Child Development Fund</u>	<u>Student Financial Aid Fund</u>	<u>Bookstore Fund</u>	<u>Totals</u>	<u>Reconciling Adjustments/ Eliminations</u>	<u>Statement of Revenues, Expenses and Change in Net Position</u>
Operating revenues:								
Tuition and fees	\$ 1,913,483	\$ -	\$ -	\$ -	\$ -	\$ 1,913,483	\$ (81,123)	\$ 1,832,360
Less: Scholarship discounts and allowance	<u>-</u>	<u>-</u>	<u>-</u>	<u>-</u>	<u>-</u>	<u>-</u>	<u>(915,745)</u>	<u>(915,745)</u>
Net tuition and fees	<u>1,913,483</u>	<u>-</u>	<u>-</u>	<u>-</u>	<u>-</u>	<u>1,913,483</u>	<u>(996,868)</u>	<u>916,615</u>
Grants and contracts, non-capital:								
Federal	1,054,608	-	12,310	3,358,202	-	4,425,120	(1,657,151)	2,767,969
State	4,362,032	-	93,508	133,888	-	4,589,428	59,000	4,648,428
Local	1,893,719	4,390	102,158	156,997	2,003	2,159,267	(222,010)	1,937,257
Auxiliary enterprise sales and charges	<u>-</u>	<u>-</u>	<u>-</u>	<u>-</u>	<u>237,307</u>	<u>237,307</u>	<u>(177,681)</u>	<u>59,626</u>
Total operating revenues	<u>9,223,842</u>	<u>4,390</u>	<u>207,976</u>	<u>3,649,087</u>	<u>239,310</u>	<u>13,324,605</u>	<u>(2,994,710)</u>	<u>10,329,895</u>
Operating expenses:								
Salaries	8,959,791	-	134,556	-	30,081	9,124,428	35,313	9,159,741
Employee benefits	3,219,078	-	42,827	-	7,217	3,269,122	167,594	3,436,716
Supplies, materials and other operating expenses and services	9,929,598	4,569	9,105	-	197,146	10,140,418	(1,944,165)	8,196,253
Utilities	-	-	-	-	-	-	493,314	493,314
Depreciation	-	-	-	-	-	-	649,091	649,091
Student financial aid and scholarships	<u>239,737</u>	<u>-</u>	<u>-</u>	<u>3,649,087</u>	<u>-</u>	<u>3,888,824</u>	<u>-</u>	<u>3,888,824</u>
Total operating expenses	<u>22,348,204</u>	<u>4,569</u>	<u>186,488</u>	<u>3,649,087</u>	<u>234,444</u>	<u>26,422,792</u>	<u>(598,853)</u>	<u>25,823,939</u>
(Loss) gain from operations	<u>(13,124,362)</u>	<u>(179)</u>	<u>21,488</u>	<u>-</u>	<u>4,866</u>	<u>(13,098,187)</u>	<u>(2,395,857)</u>	<u>(15,494,044)</u>
Non-operating revenues (expenses):								
State apportionment, non-capital	6,325,289	-	-	-	-	6,325,289	-	6,325,289
Local property taxes	5,962,893	-	-	-	-	5,962,893	-	5,962,893
State taxes and other revenues	432,857	-	-	-	-	432,857	-	432,857
Interest expense on capital asset related debt	(11,216)	-	-	-	-	(11,216)	-	(11,216)
Interest income	41,493	202	562	-	863	43,120	-	43,120
Debt reduction	(116,146)	-	-	-	-	(116,146)	116,146	-
Pell grants	<u>-</u>	<u>-</u>	<u>-</u>	<u>-</u>	<u>-</u>	<u>-</u>	<u>1,657,152</u>	<u>1,657,152</u>
Total non-operating revenues (expenses)	<u>12,635,170</u>	<u>202</u>	<u>562</u>	<u>-</u>	<u>863</u>	<u>12,636,797</u>	<u>1,773,298</u>	<u>14,410,095</u>

(Continued)

FEATHER RIVER COMMUNITY COLLEGE DISTRICT  
 COMBINING STATEMENT OF REVENUES, EXPENSES AND CHANGE IN NET POSITION BY FUND  
 (Unaudited)  
 For the Year Ended June 30, 2017

	<u>General</u>	<u>Capital Outlay Projects Fund</u>	<u>Child Development Fund</u>	<u>Student Financial Aid Fund</u>	<u>Bookstore Fund</u>	<u>Totals</u>	<u>Reconciling Adjustments/ Eliminations</u>	<u>Statement of Revenues, Expenses and Change in Net Position</u>
Income (loss) before capital revenues	(489,192)	23	22,050	-	5,729	(461,390)	(622,559)	(1,083,949)
Capital revenues:								
Local property taxes and other revenues, capital	-	-	-	-	-	-	998,869	998,869
Change in net position	(489,192)	23	22,050	-	5,729	(461,390)	376,310	(85,080)
Net position, July 1, 2016	5,596,564	17,030	74,304	31,203	255,814	5,974,915	234,419	6,209,334
Net position, June 30, 2017	<u>\$ 5,107,372</u>	<u>\$ 17,053</u>	<u>\$ 96,354</u>	<u>\$ 31,203</u>	<u>\$ 261,543</u>	<u>\$ 5,513,525</u>	<u>\$ 610,729</u>	<u>\$ 6,124,254</u>

See accompanying notes to supplementary information.

FEATHER RIVER COMMUNITY COLLEGE DISTRICT  
 SCHEDULE OF EXPENDITURES OF FEDERAL AWARDS  
 For the Year Ended June 30, 2017

<u>Federal Grantor/ Pass-Through Grantor/ Program or Cluster Title</u>	<u>Federal CFDA Number</u>	<u>Contract Entity Identifying Number</u>	<u>Federal Expenditures</u>
<u>U.S. Department of Education</u>			
<i>Direct Programs:</i>			
Student Financial Aid Cluster:			
Federal Direct Student Loans	84.268	P268K123097	\$ 1,813,983
Federal Work Study Program	84.033	P033A090378	26,049
Federal Pell Grant Program	84.063	P063P093097	1,657,152
Administrative Allowance	84.063	P063P101180	2,982
Federal Supplementary Educational Opportunity Grant	84.007	P007A090378	<u>18,623</u>
Subtotal Student Financial Aid Cluster			<u>3,518,789</u>
TRIO Cluster:			
TRIO - Student Support Services	84.042A	P042A050734	240,759
TRIO - Talent Search	84.044	P044A070279	193,692
TRIO - Upward Bound	84.047	P047A070666	<u>259,082</u>
Subtotal TRIO Cluster			<u>693,533</u>
Career and Technical Education Programs:			
<i>Passed through the California Community College Chancellor's Office:</i>			
Career and Technical Education - Basic Grants to States	84.048	09-C01-015	<u>46,374</u>
Subtotal Career and Technical Education Programs			<u>46,374</u>
<i>Passed through the California Community College Chancellor's Office:</i>			
Higher Education Institutional Aid	84.031A	27303/27525A	<u>57,135</u>
Total U.S. Department of Education			<u>4,315,831</u>
<u>U.S. Department of Agriculture</u>			
<i>Passed through the California Department of Education:</i>			
Child and Adult Care Food Program	10.558	32-1488-5-A	12,309
<i>Passed through Plumas County:</i>			
Forest Reserve	10.665	30120	<u>31,123</u>
Total U.S. Department of Agriculture			<u>43,432</u>

(Continued)

FEATHER RIVER COMMUNITY COLLEGE DISTRICT  
 SCHEDULE OF EXPENDITURE OF FEDERAL AWARDS  
 For the Year Ended June 30, 2017

<u>Federal Grantor/ Pass-Through Grantor/ Program or Cluster Title</u>	<u>Federal CFDA Number</u>	<u>Contract Entity Identifying Number</u>	<u>Federal Expenditures</u>
<u>U.S. Department of Health and Human Services</u>			
<i>Passed through Substance Abuse and Mental Health Services Administration:</i>			
Substance Abuse and Mental Health Services Projects of Regional and National Significance	93.243	30134-8193	\$ 46,115
<i>Passed through Yosemite Community College District:</i>			
Child Care and Development Block Grant	93.575	09-10-4061	5,000
<i>Passed through California Community College Chancellor's Office:</i>			
Temporary Assistance for Needy Families	93.667		<u>11,742</u>
Total U.S. Department of Health and Human Services			<u>62,857</u>
Total Federal Programs			<u>\$ 4,422,120</u>

See accompanying notes to supplementary information.

FEATHER RIVER COMMUNITY COLLEGE DISTRICT  
SCHEDULE OF STATE FINANCIAL AWARDS  
For the Year Ended June 30, 2017

	Program Revenues			Account Payable or Unearned Income	Total	Total Program Expenditures
	Cash Received	Accounts Receivable				
Cal Grants	\$ 101,038	\$ -	\$ -	209	\$ 100,829	\$ 100,829
Disabled Student Programs and Services	178,884	-	-	1,657	177,227	177,227
Extended Opportunity Programs and Services	244,533	-	-	780	243,753	243,753
CARE	33,520	-	-	7,984	25,536	25,536
Staff Development	199	-	-	199	-	-
IELM Block Grant	131,238	-	-	79,873	51,365	51,365
CDE Early Childhood Mentor Program	1,004	-	-	742	262	262
Equal Employment Opportunity	64,673	-	-	36,431	28,242	28,242
Child Development	88,250	-	4,583	-	92,833	92,833
Prop 39 Clean Energy	53,507	-	-	46,612	6,895	6,895
Child Care Food Program	675	-	-	-	675	675
Full Time Student Success Grant	40,175	-	-	7,475	32,700	32,700
Cal WORKs	59,574	-	-	4,115	55,459	55,459
SSSP	706,840	-	-	349,948	356,892	356,892
Telecommunications	8,298	-	-	8,298	-	-
Boating Safety	-	24,036	-	-	24,036	24,036
BFAP 2%	8,731	-	-	-	8,731	8,731
Student Equity	366,414	-	-	164,044	202,370	202,370
AEBG	316,648	-	-	-	316,648	316,648
AEBG Y2	773,016	-	-	160,823	612,193	612,193
Basic Skills	114,004	-	-	15,977	98,027	98,027
PT Faculty Office Hours & Comp	95,056	-	-	-	95,056	95,056
CTE AG CTE 20035	7,904	-	-	-	7,904	7,904
CTE Transitions Y6	20,066	-	23,056	-	43,122	43,122
AEBG Data & Accountability	123,711	-	-	22,548	101,163	101,163
Mandated Cost	195,618	-	-	-	195,618	195,618
R2T4	1,116	-	-	757	359	359
Maintenance Allowance	1,387	-	9,746	-	11,133	11,133
Block Grant/Maintenance and Repairs	131,213	-	-	57,985	73,228	73,228
SB 10-70 Y2	40,000	-	501,426	-	541,426	541,426
OTF BS Equine & Ranch Management	350,000	-	-	50,000	300,000	300,000
Block Grant Deferred Maintenance	37,901	-	-	21	37,880	37,880
Unrestricted Lottery	237,378	-	40,549	-	277,927	277,927
Lottery/Instructional Materials	230,374	-	-	168,818	61,556	61,556
IDRC	402,023	-	-	-	402,023	402,023
SWP Regional Funding	-	37,304	-	-	37,304	37,304
SWP State Funding	103,023	-	-	103,023	-	-
WEDD GT&L Y3	-	99,997	-	-	99,997	99,997
WEDD GT&L Y4	40,000	-	-	31,650	8,350	8,350
PIO BS Pilot Marketing & Outreach R2T4	15,000	-	-	13,801	1,199	1,199
WEDD Global Trade & Logistics Y2	80,000	118,994	-	-	198,994	198,994

See accompanying notes to supplementary information.



FEATHER RIVER COMMUNITY COLLEGE DISTRICT  
 SCHEDULE OF WORKLOAD MEASURES FOR  
 STATE GENERAL APPORTIONMENT  
 Annual Attendance as of June 30, 2017

<u>Categories</u>	<u>Reported Data</u>	<u>Audit Adjustments</u>	<u>Revised Data</u>
A. Summer Intersession (Summer 2016 only)			
1. Noncredit	-	-	-
2. Credit	125	-	125
B. Summer Intersession (Summer 2017 - Prior to July 1, 2017)			
1. Noncredit	-	-	-
2. Credit	297	-	297
C. Primary Terms (Exclusive of Summer Intersession)			
1. Census Procedure Courses			
a. Weekly Census Contact Hours	533	-	533
b. Daily Census Contact Hours	47	-	47
2. Actual Hours of Attendance Procedure Courses			
a. Noncredit	33	-	33
b. Credit	338	-	338
3. Independent Study/Work Experience			
a. Weekly Census Contact Hours	233	-	233
b. Daily Census Contact Hours	6	-	6
c. Noncredit Independent Study/ Distance Education Courses	-	-	-
D. Total FTES	<u>1,612</u>	<u>-</u>	<u>1,612</u>
Supplementary Information:			
E. In-Service Training Courses (FTES)	35	-	35
H. Basic Skills Courses and Immigrant Education			
a. Noncredit	33	-	33
b. Credit	41	-	41
<u>CCFS 320 Addendum</u>			
CDCP	-	-	-
Centers FTES			
a. Noncredit	-	-	-
b. Credit	-	-	-

See accompanying notes to supplementary information.

FEATHER RIVER COMMUNITY COLLEGE DISTRICT  
RECONCILIATION OF ANNUAL FINANCIAL AND BUDGET REPORT  
(CCFS-311) WITH AUDITED FINANCIAL STATEMENTS  
For the Year Ended June 30, 2017

---

There were no adjustments proposed to any funds of the District.

---

See accompanying notes to supplementary information.

FEATHER RIVER COMMUNITY COLLEGE DISTRICT  
RECONCILIATION OF GOVERNMENTAL FUNDS TO THE STATEMENT OF NET POSITION  
June 30, 2017

General fund	\$	5,107,372
Capital projects funds		17,053
Special revenue funds		<u>389,100</u>
 Total fund balances - business-type activity funds	 \$	 5,513,525

Amounts reported for governmental activities in the statement of net position are different because:

Capital assets used for governmental activities are not financial resources and, therefore, are not reported as assets in governmental funds. However, capital assets, net of accumulated depreciation are added to total net assets.

Total District capital assets		12,549,684
-------------------------------	--	------------

In government funds, deferred outflows and inflows of resources relating to pensions are not reported because they are applicable to future periods. In the statement of net position, deferred outflows and inflows of resources relating to pensions are reported:

Deferred outflows of resources relating to pensions	\$	2,707,932
Deferred inflows of resources relating to pensions		<u>(586,000)</u>
		2,121,932

Long-term liabilities are not due and payable in the current period and, therefore, are not reported as liabilities in the funds. Long-term liabilities at June 30, 2017 consisted of:

Property Note Payable	\$	(30,000)
Capitalized lease obligations		(297,132)
Compensated absences		(523,704)
Net pension liability		(11,746,000)
Other postemployment benefits		<u>(1,464,051)</u>
		<u>(14,060,887)</u>

Total net position - business-type activities	\$	<u>6,124,254</u>
---	----	------------------

See accompanying notes to supplementary information.

FEATHER RIVER COMMUNITY COLLEGE DISTRICT  
RECONCILIATION OF ECS 84362 (50 PERCENT LAW) CALCULATION  
For the Year Ended June 30, 2017

	Object/TOP Codes	Activity (ECSA) ECS 84362 A Instructional Salary Cost AC 0100-5900 & AC 6110			Activity (ECSB) ECS 84362 B Total CEE AC 0100-6799		
		Reported Data	Audit Adjustments	Revised Data	Reported Data	Audit Adjustments	Revised Data
<u>Academic Salaries</u>							
Instructional salaries:							
Contract or regular	1100	\$ 2,168,894	\$ -	\$ 2,168,894	\$ 2,168,894	\$ -	\$ 2,168,894
Other	1300	<u>1,052,890</u>	<u>-</u>	<u>1,052,890</u>	<u>1,052,890</u>	<u>-</u>	<u>1,052,890</u>
Total instructional salaries		<u>3,221,784</u>	<u>-</u>	<u>3,221,784</u>	<u>3,221,784</u>	<u>-</u>	<u>3,221,784</u>
Non-instructional salaries:							
Contract or regular	1200	-	-	-	643,242	-	643,242
Other	1400	<u>-</u>	<u>-</u>	<u>-</u>	<u>-</u>	<u>-</u>	<u>-</u>
Total non-instructional salaries		<u>-</u>	<u>-</u>	<u>-</u>	<u>643,242</u>	<u>-</u>	<u>643,242</u>
Total academic salaries		<u>3,221,784</u>	<u>-</u>	<u>3,221,784</u>	<u>3,865,026</u>	<u>-</u>	<u>3,865,026</u>
<u>Classified Salaries</u>							
Non-instructional salaries:							
Regular status	2100	-	-	-	1,697,794	-	1,697,794
Other	2300	<u>-</u>	<u>-</u>	<u>-</u>	<u>27,946</u>	<u>-</u>	<u>27,946</u>
Total non-instructional salaries		<u>-</u>	<u>-</u>	<u>-</u>	<u>1,725,740</u>	<u>-</u>	<u>1,725,740</u>
Instructional aides:							
Regular status	2200	160,542	-	160,542	160,542	-	160,542
Other	2400	<u>16,009</u>	<u>-</u>	<u>16,009</u>	<u>16,009</u>	<u>-</u>	<u>16,009</u>
Total instructional aides		<u>176,551</u>	<u>-</u>	<u>176,551</u>	<u>176,551</u>	<u>-</u>	<u>176,551</u>
Total classified salaries		<u>176,551</u>	<u>-</u>	<u>176,551</u>	<u>1,902,291</u>	<u>-</u>	<u>1,902,291</u>
Employee benefits	3000	1,026,670	-	1,026,670	1,990,318	-	1,990,318
Supplies and materials	4000	-	-	-	511,456	-	511,456
Other operating expenses	5000	878,090	-	878,090	2,237,980	-	2,237,980
Equipment replacement	6420	<u>-</u>	<u>-</u>	<u>-</u>	<u>-</u>	<u>-</u>	<u>-</u>
Total expenditures prior to exclusions		<u>5,303,095</u>	<u>-</u>	<u>5,303,095</u>	<u>10,507,071</u>	<u>-</u>	<u>10,507,071</u>

(Continued)

FEATHER RIVER COMMUNITY COLLEGE DISTRICT  
 RECONCILIATION OF ECS 84362 (50 PERCENT LAW) CALCULATION  
 For the Year Ended June 30, 2017

	Object/TOP Codes	Activity (ECSA) ECS 84362 A Instructional Salary Cost AC 0100-5900 & AC 6110			Activity (ECSB) ECS 84362 B Total CEE AC 0100-6799		
		Reported Data	Audit Adjustments	Revised Data	Reported Data	Audit Adjustments	Revised Data
<u>Exclusions</u>							
Activities to exclude:							
Instructional staff-retirees' benefits and retirement incentives	5900	\$ -	\$ -	\$ -	\$ 50,282	\$ -	\$ 50,282
Student health services above amount collected	6441	-	-	-	79,372	-	79,372
Student transportation	6491	-	-	-	204,991	-	204,991
Noninstructional staff-retirees' benefits and retirement incentives	6740	-	-	-	93,000	-	93,000
Objects to exclude:							
Rents and leases	5060	-	-	-	187,235	-	187,235
Lottery expenditures		-	-	-	-	-	-
Academic salaries	1000	-	-	-	-	-	-
Classified salaries	2000	-	-	-	-	-	-
Employee benefits	3000	-	-	-	-	-	-
Supplies and materials:							
Software	4100	-	-	-	-	-	-
Books, magazines and periodicals	4200	-	-	-	20,102	-	20,102
Instructional supplies and materials	4300	-	-	-	257,825	-	257,825
Noninstructional supplies and materials	4400	-	-	-	-	-	-
Total supplies and materials		-	-	-	<u>277,927</u>	-	<u>277,927</u>
Other operating expenses and services	5000	-	-	-	-	-	-
Capital outlay	6000	-	-	-	-	-	-
Library books	6300	-	-	-	-	-	-
Equipment:							
Equipment - additional	6410	-	-	-	-	-	-
Equipment - replacement	6420	-	-	-	-	-	-
Total equipment		-	-	-	-	-	-
Total capital outlay		-	-	-	-	-	-
Other outgo	7000	-	-	-	-	-	-
Total exclusions		-	-	-	<u>892,807</u>	-	<u>892,807</u>
Total for ECS 84362, 50% Law		<u>\$ 5,303,095</u>	<u>\$ -</u>	<u>\$ 5,303,095</u>	<u>\$ 9,614,264</u>	<u>\$ -</u>	<u>\$ 9,614,264</u>
Percent of CEE (instructional salary cost /Total CEE)		55.16%	-	55.16%	100%	-	100%
50% of current expense of education		<u>\$ -</u>	<u>\$ -</u>	<u>\$ -</u>	<u>\$ 4,807,132</u>	<u>\$ -</u>	<u>\$ 4,807,132</u>

See accompanying notes to supplementary information.

FEATHER RIVER COMMUNITY COLLEGE DISTRICT  
PROP 55 EPA EXPENDITURE REPORT  
For the Year Ended June 30, 2017

---

<b>EPA Proceeds:</b>		\$ 1,854,206				
	<u>Activity Classification</u>	<u>Activity Code (0100-5900)</u>	<u>Salaries and Benefits (1000-3000)</u>	<u>Operating Expenses (4000-5000)</u>	<u>Capital Outlay (6000)</u>	<u>Total</u>
	Instructional Activities	-	\$ 1,854,206	-	-	\$ 1,854,206

---

See accompanying notes to supplementary information.

FEATHER RIVER COMMUNITY COLLEGE DISTRICT  
NOTE TO SUPPLEMENTARY INFORMATION  
June 30, 2017

---

**NOTE 1 - PURPOSE OF SCHEDULES**

**A - Combining Statement of Net Position by Fund and Combining Statement of Revenues, Expenses and Change in Net Position by Fund**

These statements report the financial position and operational results of the individual funds of the District, the reconciling adjusting entries under GASB Cod. Sec. C05.101.

**B - Schedule of Expenditures of Federal Awards**

The Schedule of Expenditures of Federal Awards includes the federal award activity of Feather River Community College District, and is presented on the accrual basis of accounting. The information in this schedule is presented in accordance with the requirements of Title 2 U.S. Code of Federal Regulations Part 200, *Uniform Administrative Requirements, Cost Principles, and Audit Requirements for Federal Awards (Uniform Guidance)*. Expenditures are recognized following, as applicable, either the cost, Cost Principles for Educational Institutions or the cost principles contained in the Uniform Guidance, wherein certain types of expenditures are not allowance or are limited as to reimbursement. The District has elected not to use the 10-percent de minimus indirect cost rate allowed under Uniform Guidance.

The following schedule provides reconciliation between revenues reported on the Statement of Revenues, Expenses, and Changes in Net Position and the related expenditures reported on the Schedule of Expenditures of Federal Awards.

<u>Description</u>	<u>CFDA Number</u>	<u>Amount</u>
Total federal revenues per Statement of Revenues, Expenses, and Change in Net Position		4,425,121
Less: Other federal revenue unspent		<u>(3,001)</u>
Total Federal Programs		4,422,120

**C - Schedule of State Financial Awards**

The accompanying Schedule of State Financial Awards includes State grant activity of the District and is presented on the modified accrual basis of accounting. The information in this schedule is presented to comply with reporting requirements of the California Community Colleges Chancellor's Office.

**D - Schedule of Workload Measures for State General Apportionment**

Full-time equivalent students is a measurement of the number of students attending classes of the District. The purpose of attendance accounting from a fiscal standpoint is to provide the basis on which apportionments of State funds are made to community college districts. This schedule provides information regarding the attendance of students based on various methods of accumulating attendance data.

**E - Reconciliation of Annual Financial and Budget Report (CCFS-311) with Audited Financial Statements**

This schedule provides the information necessary to reconcile the fund balance of all funds reported on the CCFS-311 to the audited financial statements.

**F - Reconciliation of Governmental Funds to the Statement of Net Position**

This schedule provides the information necessary to reconcile the fund balances to the audited financial statements.

---

(Continued)

FEATHER RIVER COMMUNITY COLLEGE DISTRICT  
NOTE TO SUPPLEMENTARY INFORMATION  
June 30, 2017

---

**NOTE 1 - PURPOSE OF SCHEDULES** (continued)

G - Reconciliation of ECS 84362 (50 Percent Law) Calculation

This schedule provides the information necessary to reconcile the 50 Percent Law Calculation reported on the CCFS-311 to the audited data.

H - Prop 55 EPA Expenditure Report

This schedule provides information about the District's EPA proceeds and summarizes how the EPA proceeds were spent.



INDEPENDENT AUDITOR'S REPORT  
ON STATE COMPLIANCE REQUIREMENTS

Board of Trustees  
Feather River Community College District  
Quincy, California

**Report on Compliance with State Laws and Regulations**

We have audited the compliance of Feather River Community College District with the types of compliance requirements described in Section 400 of the *California State Chancellor's Office's California Community College Contracted District Audit Manual (CDAM)* that are applicable to community colleges in the State of California for the year ended June 30, 2017:

- Salaries of Classroom Instructors (50 Percent Law)
- Apportionment for Instructional Service Agreements/Contracts
- State General Apportionment Funding System
- Residency Determination for Credit Courses
- Students Actively Enrolled
- Dual Enrollment of K-12 Students in Community College Credit Courses
- Student Equity
- Students Success and Support Programs (SSSP)
- Scheduled Maintenance Program
- Gann Limit Calculation
- Open Enrollment
- Proposition 39 Clean Energy
- Interession Extension Program
- Disabled Student Programs and Services (DSPS)
- To Be Arranged Hours (TBA)
- Proposition 1D and 51 State Bond Funded Projects
- Proposition 55 Education Protection Account Funds

**Management's Responsibility**

Management is responsible for compliance with the requirements of state laws and regulations.

**Auditor's Responsibility**

Our responsibility is to express an opinion on Feather River Community College District's compliance with state laws and regulations as listed above based on our audit of the types of compliance requirements referred to above. We conducted our audit of compliance in accordance with auditing standards generally accepted in the United States of America; the standards applicable to financial audits contained in *Government Auditing Standards*, issued by the Comptroller General of the United States and the *California State Chancellor's Office's California Community College Contracted District Audit Manual* (Audit Manual). Those standards and the Audit Manual require that we plan and perform the audit to obtain reasonable assurance about whether noncompliance with the compliance requirements referred to above that could have a material effect on Feather River Community College District's compliance with the state laws and regulations listed above occurred. An audit includes examining, on a test basis, evidence about Feather River Community College District's compliance with those requirements and performing such other procedures as we considered necessary in the circumstances.

We believe that our audit provides a reasonable basis for our opinion on compliance with state laws and regulations. However, our audit does not provide legal determination of Feather River Community College District's compliance with those requirements.

---

(Continued)

## Opinion with State Laws and Regulations

In our opinion, Feather River Community College District, complied in all material respects, with the compliance requirements referred to above that are applicable to the state laws and regulations for the year ended June 30, 2017.

## Purpose of this Report

This report is intended solely to describe the scope of our testing of compliance and the results of that testing based on requirements of the *Contracted District Audit Manual*. Accordingly, this report is not suitable for any other purpose.

*Crowe Horwath LLP*

Crowe Horwath LLP

Sacramento, California  
December 1, 2017

INDEPENDENT AUDITOR'S REPORT ON INTERNAL CONTROL OVER FINANCIAL  
REPORTING AND ON COMPLIANCE AND OTHER MATTERS BASED ON AN  
AUDIT OF FINANCIAL STATEMENTS PERFORMED IN ACCORDANCE WITH  
*GOVERNMENT AUDITING STANDARDS*

Board of Trustees  
Feather River Community College District  
Quincy, California

We have audited, in accordance with the auditing standards generally accepted in the United States of America and the standards applicable to financial audits contained in *Government Auditing Standards* issued by the Comptroller General of the United States, the financial statements of the business-type activities, the discretely presented component unit and the fiduciary activities of Feather River Community College District as of and for the year ended June 30, 2017, and the related notes to the financial statements, which collectively comprise Feather River Community College District's basic financial statements, and have issued our report thereon dated December 1, 2017. The financial statements of Feather River Community College Foundation, Inc., were not audited in accordance with *Government Auditing Standards*, and accordingly this report does not include reporting on internal control over financial reporting or instances of reportable noncompliance associated with Feather River Community College Foundation, Inc.

### **Internal Control Over Financial Reporting**

In planning and performing our audit of the financial statements, we considered Feather River Community College District's internal control over financial reporting (internal control) to determine the audit procedures that are appropriate in the circumstances for the purpose of expressing our opinions on the financial statements, but not for the purpose of expressing an opinion on the effectiveness of Feather River Community College District's internal control. Accordingly, we do not express an opinion on the effectiveness of Feather River Community College District's internal control.

A *deficiency in internal control* exists when the design or operation of a control does not allow management or employees, in the normal course of performing their assigned functions, to prevent, or detect and correct, misstatements on a timely basis. A *material weakness* is a deficiency, or a combination of deficiencies, in internal control, such that there is a reasonable possibility that a material misstatement of the entity's financial statements will not be prevented, or detected and corrected on a timely basis. A *significant deficiency* is a deficiency, or a combination of deficiencies, in internal control that is less severe than a material weakness, yet important enough to merit attention by those charged with governance.

Our consideration of internal control was for the limited purpose described in the first paragraph of this section and was not designed to identify all deficiencies in internal control that might be material weaknesses or significant deficiencies. Given these limitations, during our audit we did not identify any deficiencies in internal control that we consider to be material weaknesses. However, material weaknesses may exist that have not been identified. We identified a deficiency in internal control that was communicated to management as identified in the accompanying Schedule of Audit Findings and Questioned Costs as Finding 2017-001.

---

(Continued)

## Compliance and Other Matters

As part of obtaining reasonable assurance about whether Feather River Community College District's financial statements are free of material misstatement, we performed tests of its compliance with certain provisions of laws, regulations, contracts, and grant agreements, noncompliance with which could have a direct and material effect on the determination of financial statement amounts. However, providing an opinion on compliance with those provisions was not an objective of our audit, and accordingly, we do not express such an opinion. The results of our tests disclosed no instances of noncompliance or other matters that are required to be reported under *Government Auditing Standards*.

### Feather River Community College District Response to Findings

Feather River Community College District's response to the finding identified in our audit is described in the accompanying schedule of Audit Findings and Questioned Costs. Feather River Community College District's response was not subjected to the auditing procedures applied in the audit of the financial statements and, accordingly, we express no opinion on it.

### Purpose of this Report

The purpose of this report is solely to describe the scope of our testing of internal control over financial reporting and compliance and the results of that testing, and not to provide an opinion on the effectiveness of the entity's internal control or on compliance. This report is an integral part of an audit performed in accordance with *Government Auditing Standards* in considering the entity's internal control and compliance. Accordingly, this communication is not suitable for any other purpose.



Crowe Horwath LLP

Sacramento, California  
December 1, 2017

INDEPENDENT AUDITOR'S REPORT ON COMPLIANCE FOR EACH MAJOR FEDERAL  
PROGRAM AND REPORT ON INTERNAL CONTROL OVER COMPLIANCE

Board of Trustees  
Feather River Community College District  
Quincy, California

**Report on Compliance for Each Major Federal Program**

We have audited Feather River Community College District's compliance with the types of compliance requirements described in the *OMB Compliance Supplement* that could have a direct and material effect on each of Feather River Community College District's major federal programs for the year ended June 30, 2017. Feather River Community College District's major federal programs are identified in the summary of auditor's results section of the accompanying schedule of findings and questioned costs.

***Management's Responsibility***

Management is responsible for compliance with the Federal statutes, regulations, and the terms and conditions of its federal awards applicable to its federal programs.

***Auditor's Responsibility***

Our responsibility is to express an opinion on compliance for each of Feather River Community College District's major federal programs based on our audit of the types of compliance requirements referred to above. We conducted our audit of compliance in accordance with auditing standards generally accepted in the United States of America; the standards applicable to financial audits contained in *Government Auditing Standards*, issued by the Comptroller General of the United States; the audit requirements of Title 2 U.S. Code of Federal Regulations Part 200, *Uniform Administrative Requirements, Cost Principles, and Audit Requirements for Federal Awards* (Uniform Guidance). Those standards and the Uniform Guidance require that we plan and perform the audit to obtain reasonable assurance about whether noncompliance with the types of compliance requirements referred to above that could have a direct and material effect on a major federal program occurred. An audit includes examining, on a test basis, evidence about Feather River Community College District's compliance with those requirements and performing such other procedures as we considered necessary in the circumstances.

We believe that our audit provides a reasonable basis for our opinion on compliance for each major federal program. However, our audit does not provide a legal determination of Feather River Community College District's compliance.

**Opinion on Each Major Federal Program**

In our opinion, Feather River Community College District complied, in all material respects, with the types of compliance requirements referred to above that could have a direct and material effect on each of its major federal programs for the year ended June 30, 2017.

---

(Continued)

## Report on Internal Control Over Compliance

Management of Feather River Community College District is responsible for establishing and maintaining effective internal control over compliance with the types of compliance requirements referred to above. In planning and performing our audit of compliance, we considered Feather River Community College District's internal control over compliance with the types of requirements that could have a direct and material effect on each major federal program to determine the auditing procedures that are appropriate in the circumstances for the purpose of expressing an opinion on compliance for each major federal program and to test and report on internal control over compliance in accordance with the Uniform Guidance, but not for the purpose of expressing an opinion on the effectiveness of internal control over compliance. Accordingly, we do not express an opinion on the effectiveness of Feather River Community College District's internal control over compliance.

*A deficiency in internal control over compliance* exists when the design or operation of a control over compliance does not allow management or employees, in the normal course of performing their assigned functions, to prevent, or detect and correct, noncompliance with a type of compliance requirement of a federal program on a timely basis. *A material weakness in internal control over compliance* is a deficiency, or combination of deficiencies, in internal control over compliance, such that there is a reasonable possibility that material noncompliance with a type of compliance requirement of a federal program will not be prevented, or detected and corrected, on a timely basis. *A significant deficiency in internal control over compliance* is a deficiency, or a combination of deficiencies, in internal control over compliance with a type of compliance requirement of a federal program that is less severe than a material weakness in internal control over compliance, yet important enough to merit attention by those charged with governance.

Our consideration of internal control over compliance was for the limited purpose described in the first paragraph of this section and was not designed to identify all deficiencies in internal control over compliance that might be material weaknesses or significant deficiencies. We did not identify any deficiencies in internal control over compliance that we consider to be material weaknesses. However, material weaknesses may exist that have not been identified.

The purpose of this report on internal control over compliance is solely to describe the scope of our testing of internal control over compliance and the results of that testing based on the requirements of the Uniform Guidance. Accordingly, this report is not suitable for any other purpose.

*Crowe Horwath LLP*

Crowe Horwath LLP

Sacramento, California  
December 1, 2017

## **FINDINGS AND RECOMMENDATIONS**

FEATHER RIVER COMMUNITY COLLEGE DISTRICT  
 SCHEDULE OF AUDIT FINDINGS AND QUESTIONED COSTS  
 Year Ended June 30, 2017

SECTION I - SUMMARY OF AUDITORS' RESULTS

**FINANCIAL STATEMENTS**

Type of auditor's report issued: Unmodified

Internal control over financial reporting:

Material weakness(es) identified?	_____ Yes	___X___ No
Significant deficiency(ies) identified not considered to be material weakness(es)?	_____ Yes	___X___ None reported

Noncompliance material to financial statements noted?

	_____ Yes	___X___ No
--	-----------	------------

**FEDERAL AWARDS**

Internal control over major programs:

Material weakness(es) identified?	_____ Yes	___X___ No
Significant deficiency(ies) identified not considered to be material weakness(es)?	_____ Yes	___X___ None reported

Type of auditor's report issued on compliance for major programs: Unmodified

Any audit findings disclosed that are required to be reported in accordance with 2 CFR 200.516(a)?

	_____ Yes	___X___ No
--	-----------	------------

Identification of major programs:

<u>CFDA Number(s)</u>	<u>Name of Federal Program or Cluster</u>
84.007, 84.033, 84.063, 84.268	Student Financial Aid Cluster

Dollar threshold used to distinguish between Type A and Type B programs: \$ 750,000

Auditee qualified as low-risk auditee? \_\_\_X\_\_\_ Yes      \_\_\_\_\_ No

**STATE AWARDS**

Type of auditor's report issued on compliance for state programs: Unmodified

(Continued)



FEATHER RIVER COMMUNITY COLLEGE DISTRICT  
SCHEDULE OF AUDIT FINDINGS AND QUESTIONED COSTS  
Year Ended June 30, 2017

---

SECTION II - FINANCIAL STATEMENT FINDINGS

**2017-001 DEFICIENCY - INTERNAL CONTROLS - PURCHASING**

Criteria

Accounting principles generally accepted in the United States of America, as prescribed by the Government Accounting Standards Board (Governmental GAAP), requires entities to establish and maintain effective internal controls.

Condition

The District's purchasing controls over approvals of good and services were not operating effectively.

Effect

The District may incur expenses for an unallowable cost.

Cause

The District's goods and services for construction, maintenance and contracts are being requested prior to receiving purchase order approval under the assumption that the request would later be approved.

Fiscal Impact

Not determinable.

Recommendation

The District should communicate policies, procedures, and controls to all departments on a more consistent basis to ensure that all individuals are aware and held accountable for their position responsibilities.

Views of Responsible Officials and Planned Corrective Actions

**Authority:**

As the authority on fiscal matters and with responsibility for the purchasing, procurement, accounting and reporting functions, the Chief Financial Officer will have the final authority on how purchasing irregularities are handled.

**Purchasing Consultation:**

If the estimated cost of a project or purchase comes within 75% of the threshold for triggering the quote process, the budget authority must meet with the purchasing agent to discuss project scope and project parameters to ensure that, if appropriate, the relevant quote process or bid process is followed. Additionally, for projects that will exceed the threshold(s), a form that documents the steps to be followed will be agreed to and signed by the budget authority.

**Accuracy and Full Information on Requisitions and Purchase Orders:**

For building construction/maintenance projects or other large projects, the project name/location and a description of the work to be done must be put on the P.O. Bid splitting has been enabled by the failure to provide this key information.

---

(Continued)

FEATHER RIVER COMMUNITY COLLEGE DISTRICT  
SCHEDULE OF AUDIT FINDINGS AND QUESTIONED COSTS  
Year Ended June 30, 2017

---

SECTION II - FINANCIAL STATEMENT FINDINGS

Views of Responsible Officials and Planned Corrective Actions (Continued)

**Training:**

The Business Office will provide training on purchasing policies and procedures at least annually.

**Letter to Vendors:**

All new vendors will be issued a letter which outlines District procurement and vendor payment policies.

**Memo to Employees:**

Two versions, one more strongly worded, to inform employees of purchasing procedures infractions.

---

(Continued)

FEATHER RIVER COMMUNITY COLLEGE DISTRICT  
SCHEDULE OF AUDIT FINDINGS AND QUESTIONED COSTS  
Year Ended June 30, 2017

---

SECTION III - FEDERAL AWARD FINDINGS AND QUESTIONED COSTS

No matters were reported.

---

(Continued)

FEATHER RIVER COMMUNITY COLLEGE DISTRICT  
SCHEDULE OF AUDIT FINDINGS AND QUESTIONED COSTS  
Year Ended June 30, 2017

---

SECTION IV - STATE AWARD FINDINGS AND QUESTIONED COSTS

No matters were reported.

**STATUS OF PRIOR YEAR  
FINDINGS AND RECOMMENDATIONS**

FEATHER RIVER COMMUNITY COLLEGE DISTRICT  
STATUS OF PRIOR YEAR FINDINGS AND RECOMMENDATIONS  
Year Ended June 30, 2017

---

<u>Finding/Recommendation</u>	<u>Current Status</u>	<u>District Explanation If Not Fully Implemented</u>
-------------------------------	-----------------------	--

No matters were reported.