



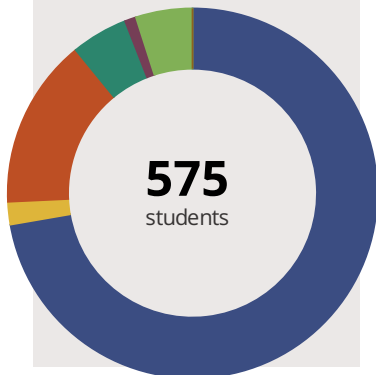
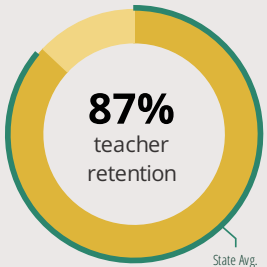
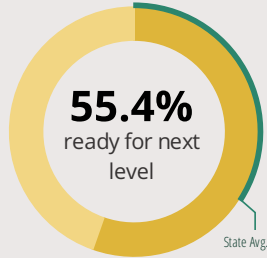
LAKE BLUFF ELEM SCH

350 W WASHINGTON AVE LAKE BLUFF, IL 60044 1818 (847) 234-9405

Grades: P-5
District: LAKE BLUFF ESD 65

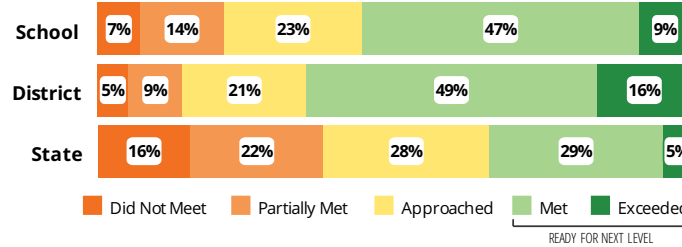
Principal: Mrs. Margaret Claire
Superintendent: Dr. Jean Sophie

FAST FACTS



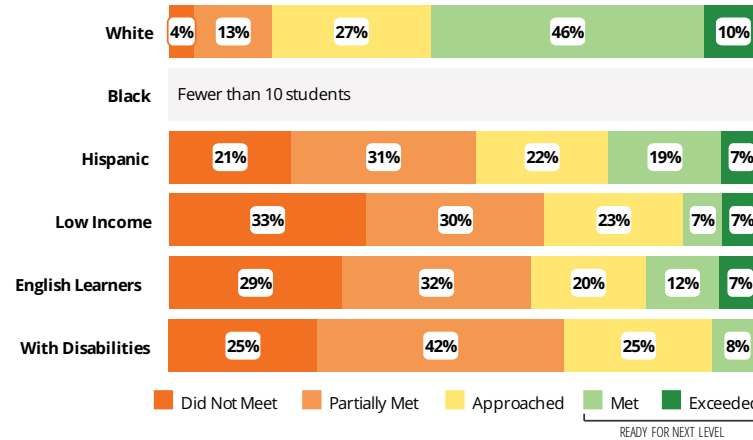
Academic Success

Elementary All Illinois students in grades 3-8 take the PARCC assessment each year. High school students take the SAT in Math and English Language Arts.



Success by Student Group

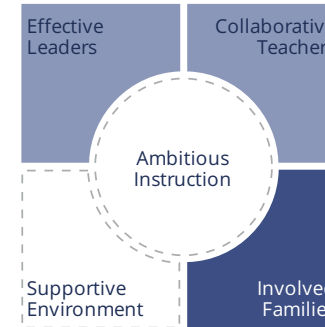
This display shows PARCC performance levels for each student group. No data is shown for groups with fewer than 10 students.



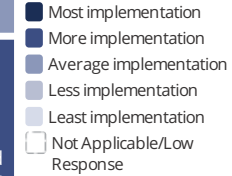
Student Characteristics

White	73%	Low Income	8%
Black	2%	English Learners	12%
Hispanic	15%	With Disabilities	12%
Asian	5%	Homeless	0%
American Indian	1%		
Two or More Races	5%		
Pacific Islander	0%		

School Environment



The **5Essentials Survey** allows students in grades 6-12 and all teachers to share their perspectives on essential conditions for learning. The anonymous survey consists of 5 components.



Response Rates

Students	100%
Teachers	89%

Average Effective Leaders

Do principals and teachers implement a shared vision for success?

Average Collaborative Teachers

Do teachers collaborate to promote professional growth?

Ambitious Instruction

Are the classes challenging and engaging?

Supportive Environment

Is the school safe, demanding, and supportive?

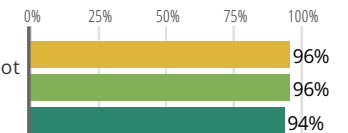
More Involved Families

Does the entire staff build strong external relationships?

Student Attendance and Mobility

Attendance Rate

Rate at which students are present at school, not including excused or unexcused absences



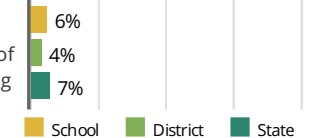
Chronic Truancy Rate

Percentage of students who have been absent without valid reasons for 5% or more of regular school days

11%

Student Mobility

Percentage of students who transfer in or out of the school during the school year, not including graduates





LAKE BLUFF ELEM SCH

School Highlights

Academic Courses

Band, Bilingual Support, Drama/Musical Production, ELL Support, Music Theory, Newspaper/Yearbook, Orchestra, Painting, PAWS, Spanish Grades K-5, Summer School, Theater

Physical Education, Health and Wellness

Daily PE/Wellness, Health Education Courses, Nutrition, Wellness as part of the regular curriculum. Community and Consumer Health built into the grade level curriculum. Bullying Prevention. Health and Wellness as part of the regular curriculum. Drug and Alcohol Prevention. Social and Family Health

Other Programs and Activities

Academic Enrichment built into academic classes., After School Care, CRYOA, Environmental Club, Family Nights, Horizons, Horizons, Opportunity Class, Parent Associations, Writer's Workshop, Writing Competitions

School Awards

Wellness Team State Award: One of five benchmark districts in the State. Top ten in Lake County for attendance.

Career Development Courses and Programs

Careers Exploration built into the grade level curriculum.

Athletics

Daily PE/Wellness Classes

School Personnel Resources

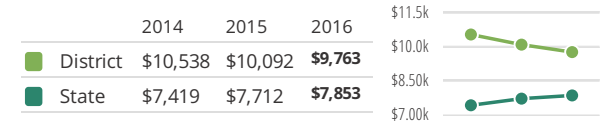
English as a Second Language Teacher, Librarian/Media Specialist, Pre-Kindergarten Teacher, Reading Teacher, School Nurse, School Psychologist, School Social Worker, Special Education Teacher, Speech Language Pathologist-non teaching, Speech Language Pathology Teacher

Facilities

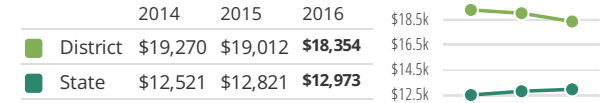
Lake Bluff Elementary School is located on Green Bay Road approximately two miles from Lake Michigan. The school was built in 2009 and is a LEED-Silver Certified Building.

District Finance

Instructional Spending per Pupil includes only the activities directly dealing with the teaching of students or the interaction between teachers and students.



Operational Spending per Pupil includes all costs for overall operations in this school's district, including Instructional Spending, but excluding summer school, adult education, capital expenditures, and long-term debt payments.



Educator Measures

This school has had **2 principal(s)** over the past 6 years. In the last three years, an average of **87% of teachers** return to this school each year.

FOR MORE INFORMATION

Visit IllinoisReportCard.com to see additional details about each item of information for this school. There you will find charts spanning multiple years, detailed explanations, resources, more of the school's programs and activities, and powerful tools that let you dig deeper into data.

Most of this data has been collected by ISBE from school districts through data systems. Some information, such as the School Highlights, is entered directly by principals and can be updated throughout the year.