



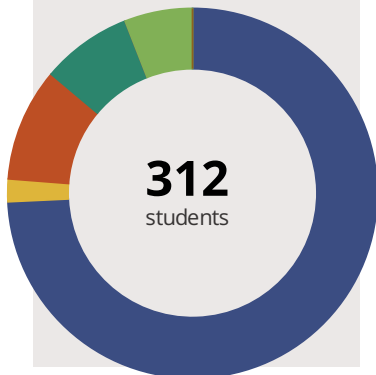
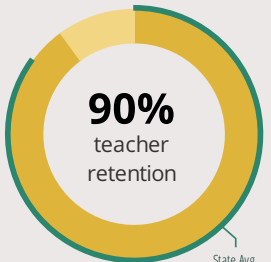
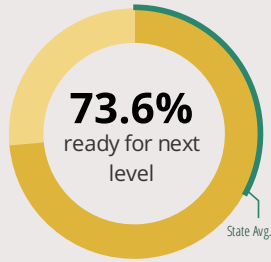
LAKE BLUFF MIDDLE SCHOOL

31 E SHERIDAN PL LAKE BLUFF, IL 60044 2652 (847) 234-9407

Grades: 6-8
District: LAKE BLUFF ESD 65

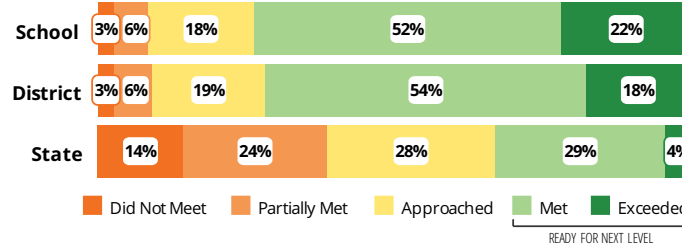
Principal: Mr. Nate Blackmer
Superintendent: Dr. Jean Sophie

FAST FACTS



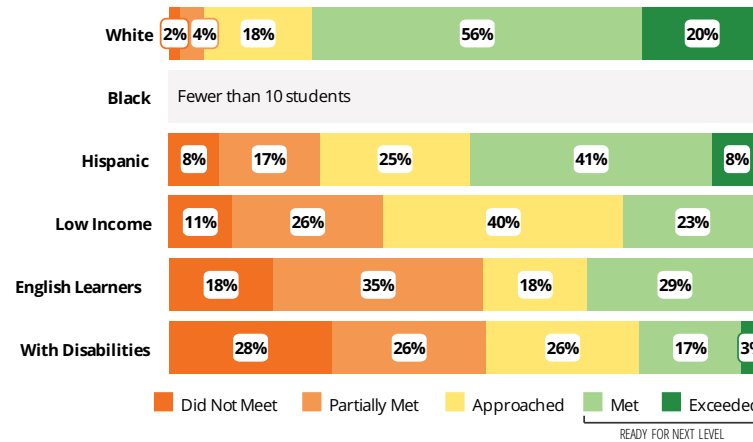
Academic Success

All Illinois students in grades 3-8 take the PARCC assessment each year. High school students take the PARCC in specific Math or English Language Arts (ELA) courses.



Success by Student Group

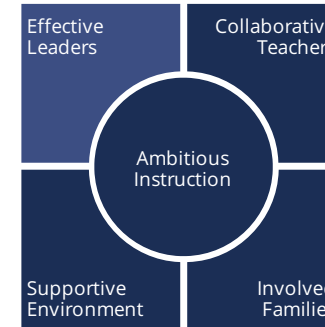
This display shows PARCC performance levels for each student group. No data is shown for groups with fewer than 10 students.



Student Characteristics

White	75%	Low Income	8%
Black	2%	English Learners	3%
Hispanic	10%	With Disabilities	12%
Asian	8%	Homeless	0%
American Indian	0%		
Two or More Races	6%		
Pacific Islander	0%		

School Environment



The **5Essentials Survey** allows students in grades 6-12 and all teachers to share their perspectives on essential conditions for learning. The anonymous survey consists of 5 components.

- Most implementation
- More implementation
- Average implementation
- Less implementation
- Least implementation
- Not Applicable/Low Response

Response Rates

Students	100%
Teachers	97%

Effective Leaders

Do principals and teachers implement a shared vision for success?

Collaborative Teachers

Do teachers collaborate to promote professional growth?

Ambitious Instruction

Are the classes challenging and engaging?

Supportive Environment

Is the school safe, demanding, and supportive?

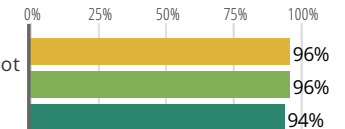
Involved Families

Does the entire staff build strong external relationships?

Student Attendance and Mobility


Attendance Rate

Rate at which students are present at school, not including excused or unexcused absences



Chronic Truancy Rate

Percentage of students who have been absent without valid reasons for 5% or more of regular school days



Student Mobility

Percentage of students who transfer in or out of the school during the school year, not including graduates





LAKE BLUFF MIDDLE SCHOOL

School Highlights

Academic Courses

Lake Bluff Middle School offers a diverse mix of academic courses to students in grades six, seven, and eight. A typical student takes courses in math, science, social studies, and language arts along with wellness, a world language (french or spanish) and electives. LBMS was one of the first schools to provide a laptop computer for each student.

Physical Education, Heath and Wellness

All students in Lake Bluff take a wellness course that utilizes the Illinois Enhanced Physical Education standards. Additionally, there is a significant focus on the overall social and emotional wellness of all students.

Other Programs and Activities

8-9th Grade Transition Workshops, Auditorium Tech Crew, Conflict Resolution, Drama/Theatre, Environmental Club, Family Nights, Homework Club, Jazz Band, Math Club, Mentoring Program, Newspaper, Odyssey of the Mind, Parent Associations, Scholastic Bowl, Science Club, Science Olympiad, Student Council/Government, Technology Club, Yearbook Club

School Awards

Career Development Courses and Programs

Athletics

Boy's Basketball, Boy's Cross Country, Boy's Soccer, Boy's Track & Field, Boy's Volleyball, Co-Ed Field Hockey, Girl's Basketball, Girl's Competitive Cheerleading, Girl's Competitive Dance, Girl's Cross Country, Girl's Soccer, Girl's Track & Field, Girl's Volleyball

School Personnel Resources

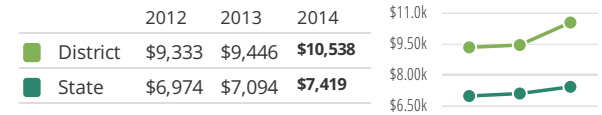
English as a Second Language Teacher, Librarian/Media Specialist, Reading Specialist, School Guidance Counselor, School Nurse, School Psychologist, Special Education Teacher, Speech Language Pathology Teacher

Facilities

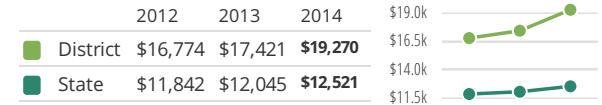
Located approximately one mile from Lake Michigan, Lake Bluff Middle School was constructed in 1950 and has had several classroom additions, most recently in 2009. By the Fall of 2016, the Middle School will undergo a complete renovation including the addition of new classrooms and the modernization of the Library/Media Center.

District Finance

Instructional Spending per Pupil includes only the activities directly dealing with the teaching of students or the interaction between teachers and students.



Operational Spending per Pupil includes all costs for overall operations in this school's district, including Instructional Spending, but excluding summer school, adult education, capital expenditures, and long-term debt payments.



Educator Measures

This school has had **1 principal(s)** over the past 6 years. In the last three years, an average of **90% of teachers** return to this school each year.

FOR MORE INFORMATION

Visit IllinoisReportCard.com to see additional details about each item of information for this school. There you will find charts spanning multiple years, detailed explanations, resources, more of the school's programs and activities, and powerful tools that let you dig deeper into data.

Most of this data has been collected by ISBE from school districts through data systems. Some information, such as the School Highlights, is entered directly by principals and can be updated throughout the year.