
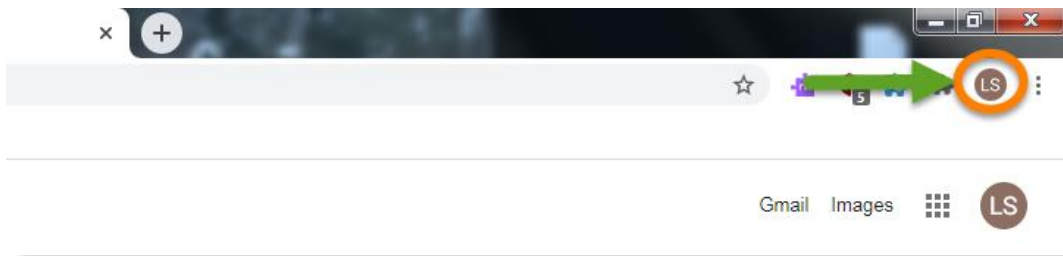


How to Sign Out of Google Chrome


You can log your child out of Google Chrome by turning Sync off. This prevents Google Chrome from synchronizing their settings, bookmarks, history, extensions, passwords, and Google Services on your Google browser.

Using a PC or Mac


- 1 Open Google Chrome** . It's a red, green, yellow, and blue sphere icon.
- 2 Click your profile photo.** It's at the top-right corner of Chrome. A menu will expand.
 - If you don't have a profile photo selected, a round placeholder icon will appear in that area. The image on the icon varies.



- 3 Click** **Sync is on**. It's the first option below your profile image in your account menu. It's next to a green icon with two circular arrows. This opens the Google Chrome Settings menu.



4 Click . It's the first option at the top of the Google Chrome Settings menu. It's to the right of your profile icon. This displays a pop-up alert.



5 Click . This turns off sync, which signs you out of your Google account on Google Chrome. Instead of your profile image, you will now see a random placeholder image in the upper-right corner of Google Chrome.

