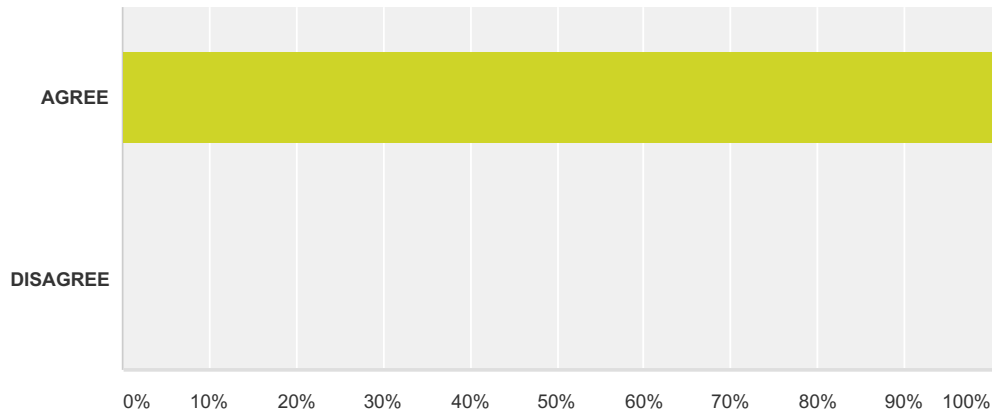


**Q1 ELECTRONIC CONSENT: Please select your choice below. Clicking on the "agree" button below indicates that: you have read the above information you voluntarily agree to participate you are at least 18 years of age If you do not wish to participate in the research study, please decline participation by clicking on the "disagree" button.**

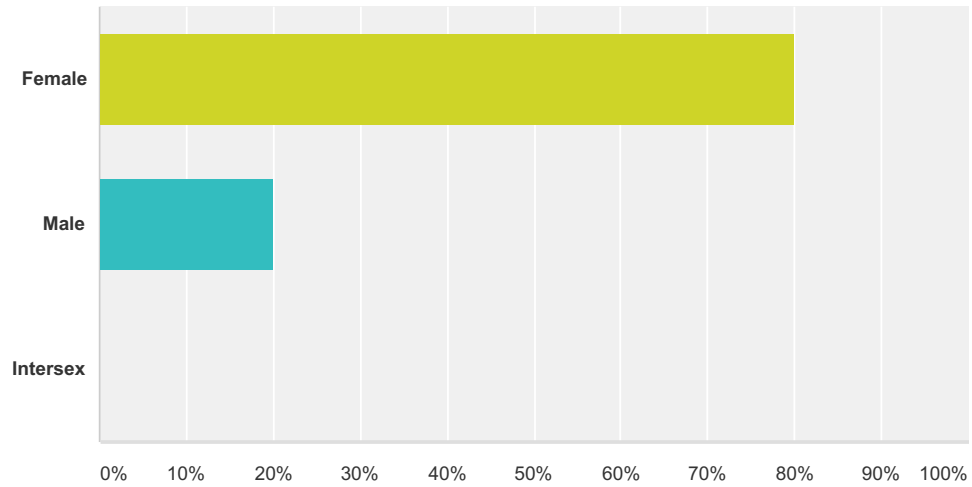
Answered: 84 Skipped: 0



Answer Choices	Responses
AGREE	100.00% 84
DISAGREE	0.00% 0
<b>Total</b>	<b>84</b>

## Q2 What is your biological sex?

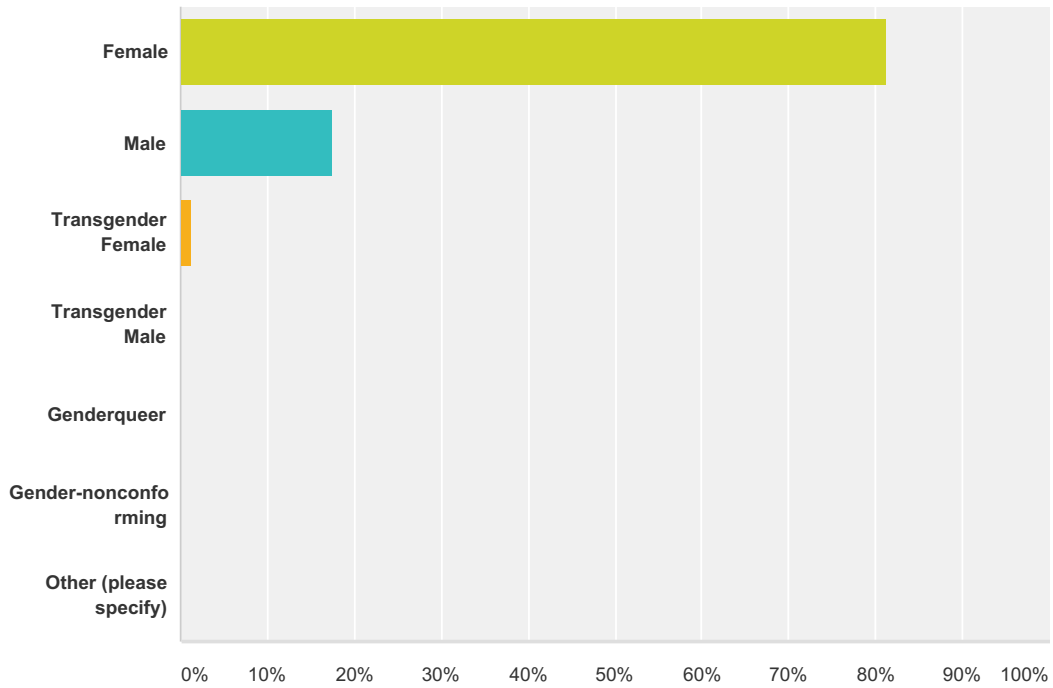
Answered: 80 Skipped: 4



Answer Choices	Responses	Count
Female	80.00%	64
Male	20.00%	16
Intersex	0.00%	0
<b>Total</b>		<b>80</b>

### Q3 What is your current gender identity?

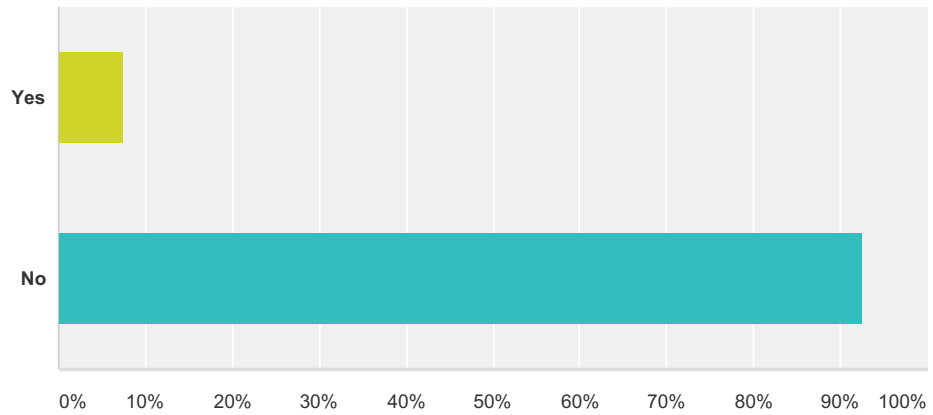
Answered: 80 Skipped: 4



Answer Choices	Responses	
Female	81.25%	65
Male	17.50%	14
Transgender Female	1.25%	1
Transgender Male	0.00%	0
Genderqueer	0.00%	0
Gender-nonconforming	0.00%	0
Other (please specify)	0.00%	0
<b>Total</b>		<b>80</b>

### Q4 Are you Hispanic or Latino/a?

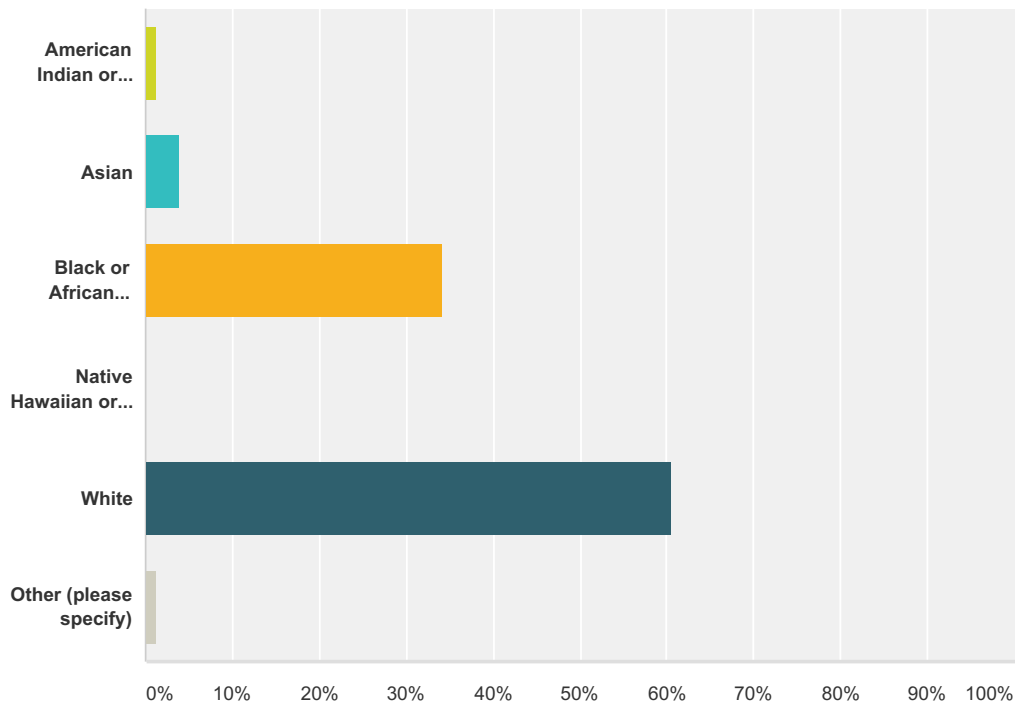
Answered: 79 Skipped: 5



Answer Choices	Responses	
Yes	7.59%	6
No	92.41%	73
<b>Total</b>		<b>79</b>

**Q5 Select one or more of the following options that best describes your race:**

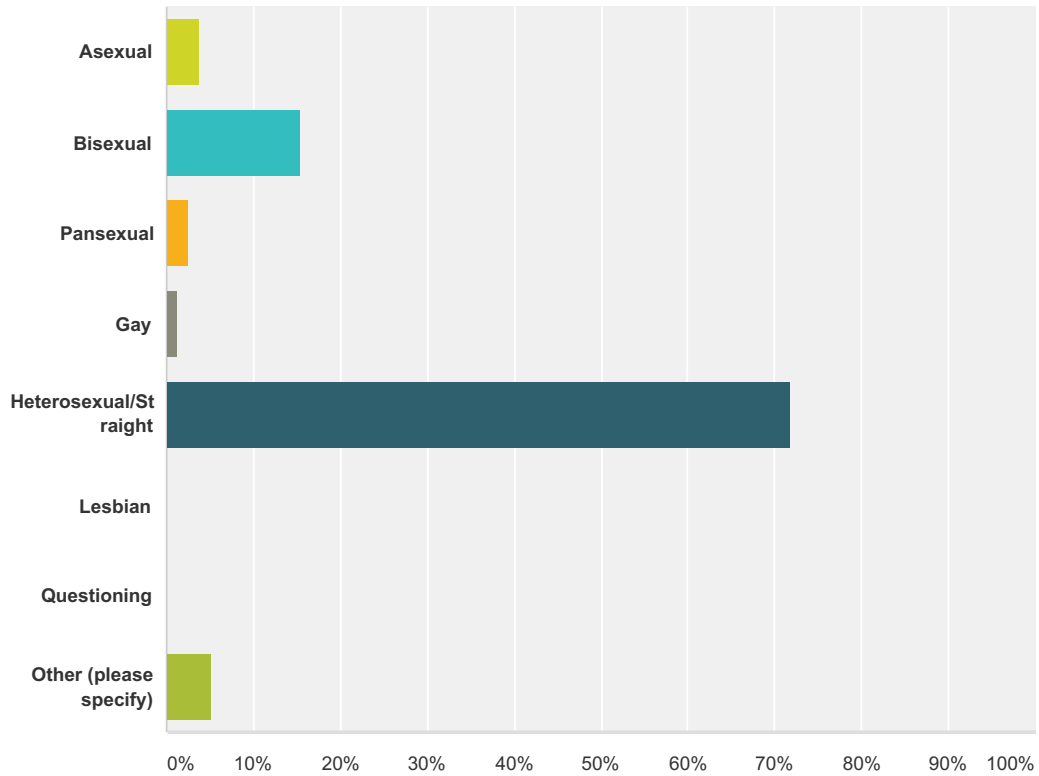
Answered: 76 Skipped: 8



Answer Choices	Responses
American Indian or Alaska Native	1.32% 1
Asian	3.95% 3
Black or African American	34.21% 26
Native Hawaiian or Other Pacific Islander	0.00% 0
White	60.53% 46
Other (please specify)	1.32% 1
<b>Total Respondents: 76</b>	

### Q6 Do you consider yourself to be:

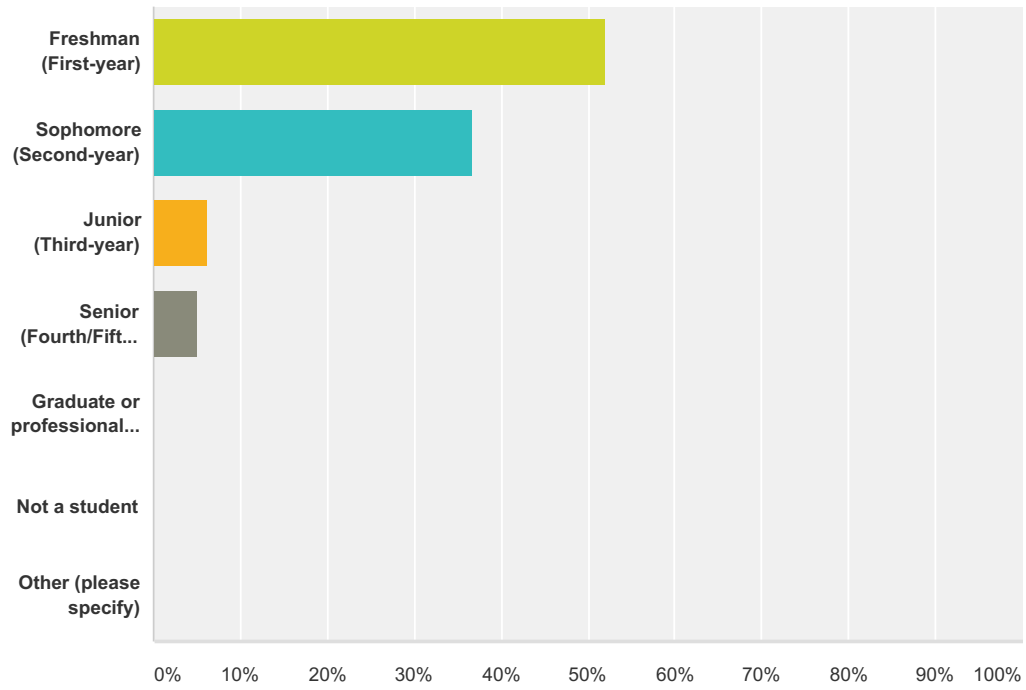
Answered: 78 Skipped: 6



Answer Choices	Responses	
Asexual	3.85%	3
Bisexual	15.38%	12
Pansexual	2.56%	2
Gay	1.28%	1
Heterosexual/Straight	71.79%	56
Lesbian	0.00%	0
Questioning	0.00%	0
Other (please specify)	5.13%	4
<b>Total</b>		<b>78</b>

### Q7 In what year of school are you currently enrolled?

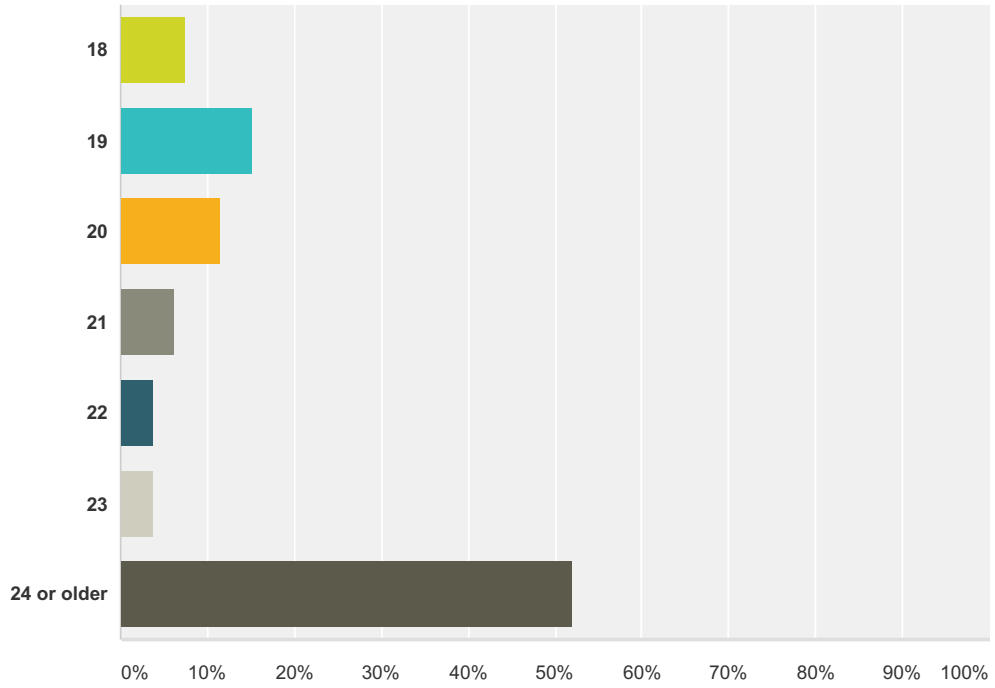
Answered: 79 Skipped: 5



Answer Choices	Responses	Count
Freshman (First-year)	51.90%	41
Sophomore (Second-year)	36.71%	29
Junior (Third-year)	6.33%	5
Senior (Fourth/Fifth/Sixth-year)	5.06%	4
Graduate or professional school student	0.00%	0
Not a student	0.00%	0
Other (please specify)	0.00%	0
<b>Total</b>		<b>79</b>

### Q8 How old are you?

Answered: 79 Skipped: 5

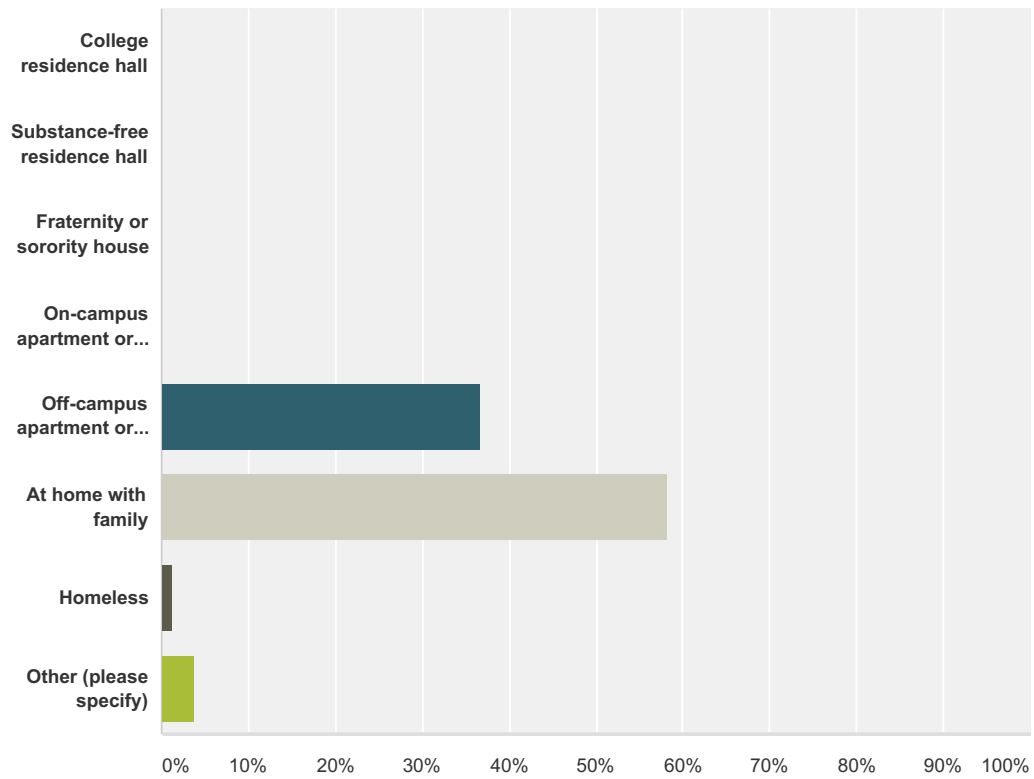


Answer Choices	Responses
18	7.59% 6
19	15.19% 12
20	11.39% 9
21	6.33% 5
22	3.80% 3
23	3.80% 3
24 or older	51.90% 41
<b>Total</b>	<b>79</b>



### Q9 Which best describes your current living arrangements this academic year?

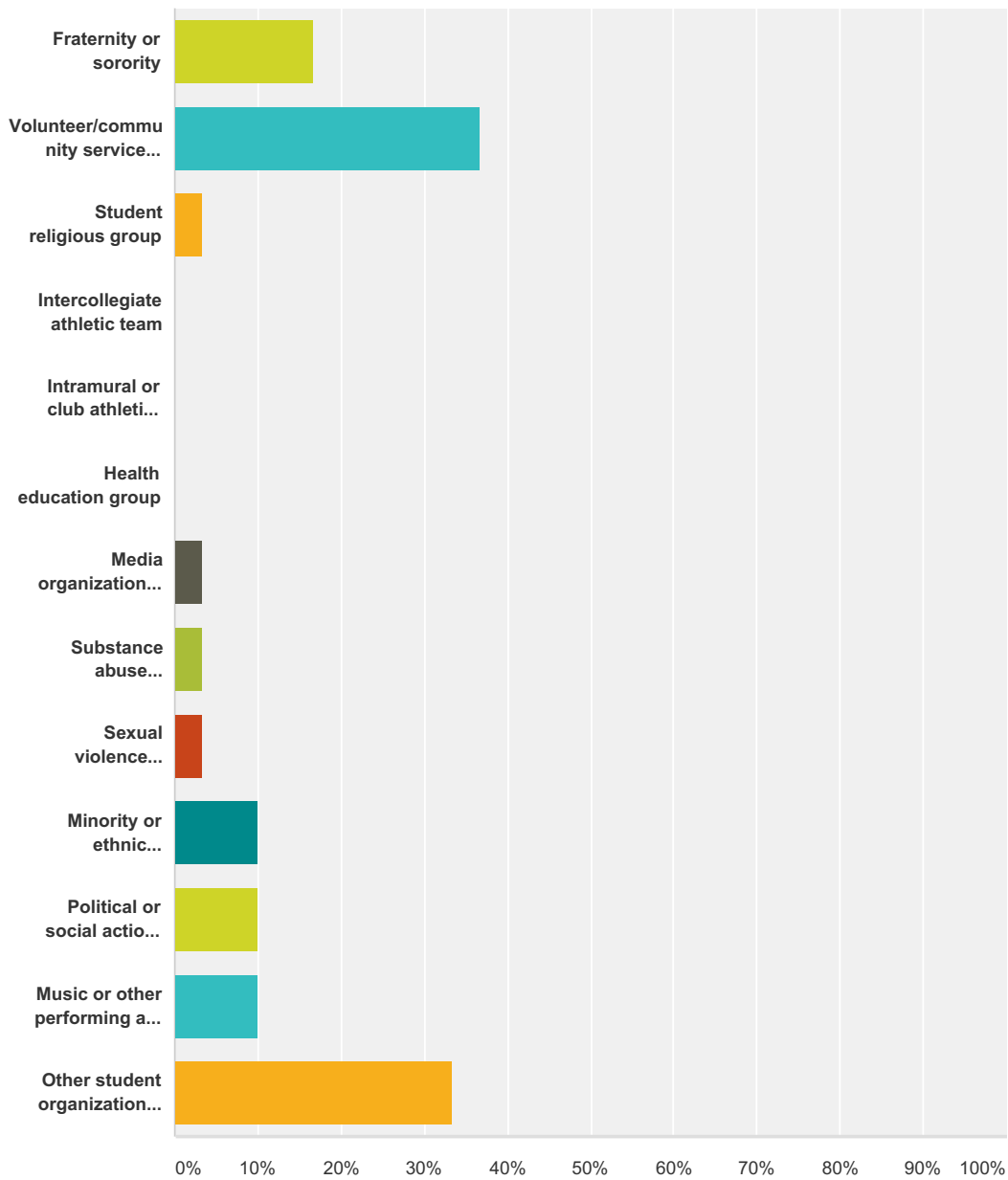
Answered: 79 Skipped: 5



Answer Choices	Responses
College residence hall	0.00% 0
Substance-free residence hall	0.00% 0
Fraternity or sorority house	0.00% 0
On-campus apartment or house	0.00% 0
Off-campus apartment or house	36.71% 29
At home with family	58.23% 46
Homeless	1.27% 1
Other (please specify)	3.80% 3
<b>Total</b>	<b>79</b>

### Q10 Are you currently a member of any of the following? Please check all that apply.

Answered: 30 Skipped: 54



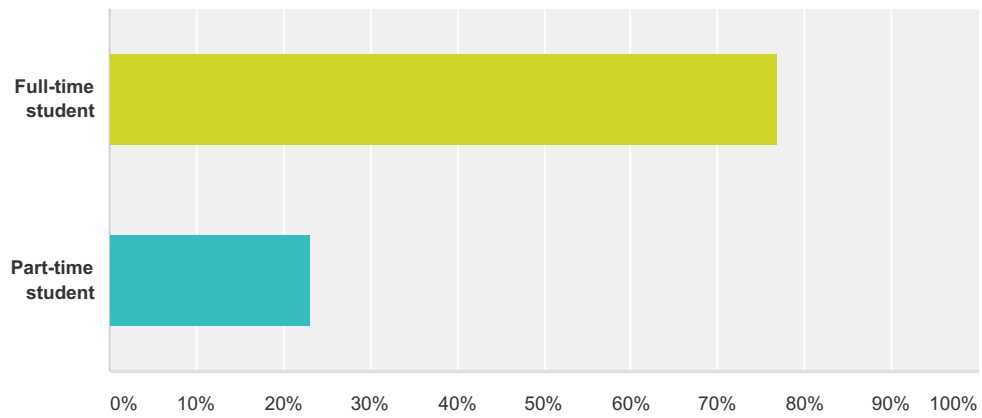
Answer Choices	Responses
Fraternity or sorority	16.67% 5
Volunteer/community service organization	36.67% 11
Student religious group	3.33% 1
Intercollegiate athletic team	0.00% 0
Intramural or club athletic team	0.00% 0

## Campus Climate Survey - South Louisiana Community College

Health education group	0.00%	0
Media organization (e.g., newspaper, radio, magazine)	3.33%	1
Substance abuse prevention peer education group	3.33%	1
Sexual violence prevention peer education group	3.33%	1
Minority or ethnic organization	10.00%	3
Political or social action group	10.00%	3
Music or other performing arts group	10.00%	3
Other student organization or group (please specify)	33.33%	10
<b>Total Respondents: 30</b>		

### Q11 What is your current enrollment status?

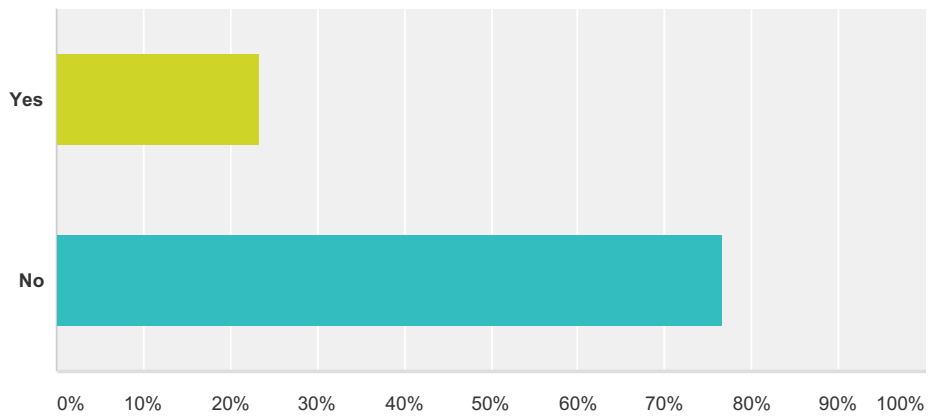
Answered: 78 Skipped: 6



Answer Choices	Responses
Full-time student	76.92% 60
Part-time student	23.08% 18
<b>Total</b>	<b>78</b>

### Q12 Did you transfer to this school from another school?

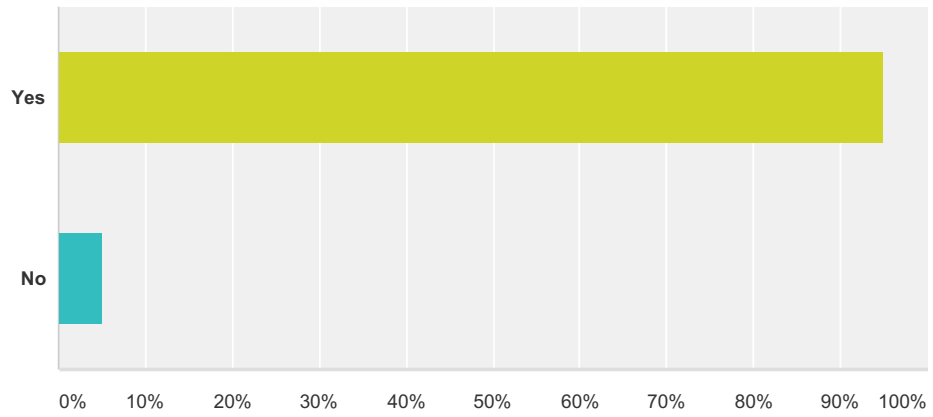
Answered: 77 Skipped: 7



Answer Choices	Responses	
Yes	23.38%	18
No	76.62%	59
<b>Total</b>		<b>77</b>

### Q13 Are you a United States citizen?

Answered: 79 Skipped: 5



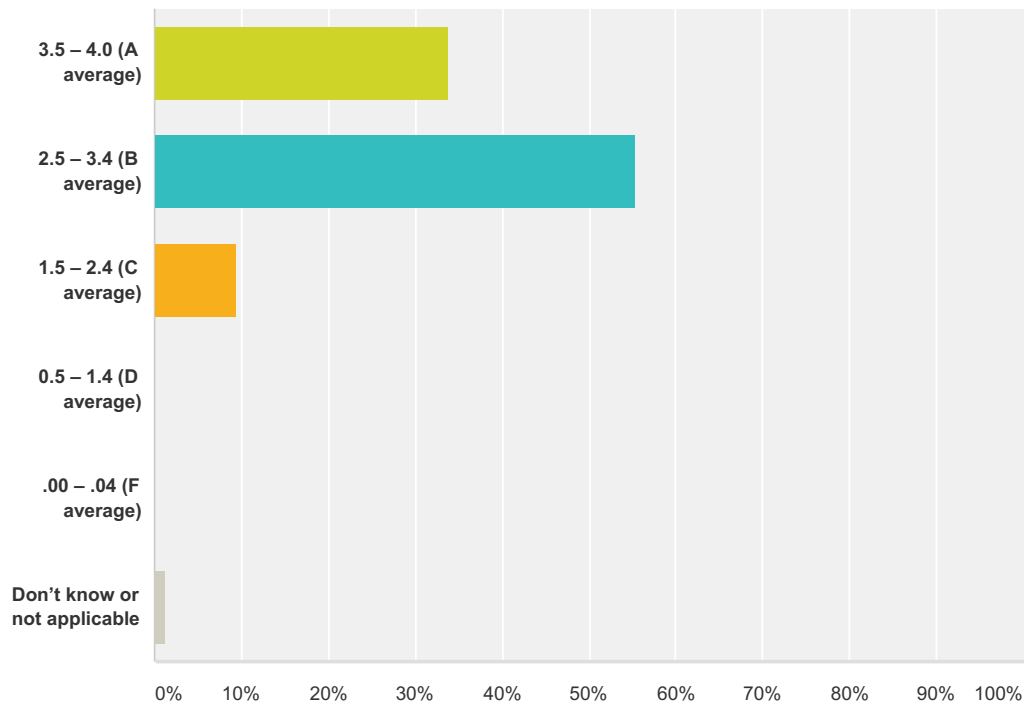
Answer Choices	Responses
Yes	94.94% 75
No	5.06% 4
<b>Total</b>	<b>79</b>

**Q14 If you are not a United States citizen, how many years have you lived, resided, or studied in the United States?**

Answered: 2 Skipped: 82

### Q15 Which of the following best describes your current grade point average?

Answered: 74 Skipped: 10

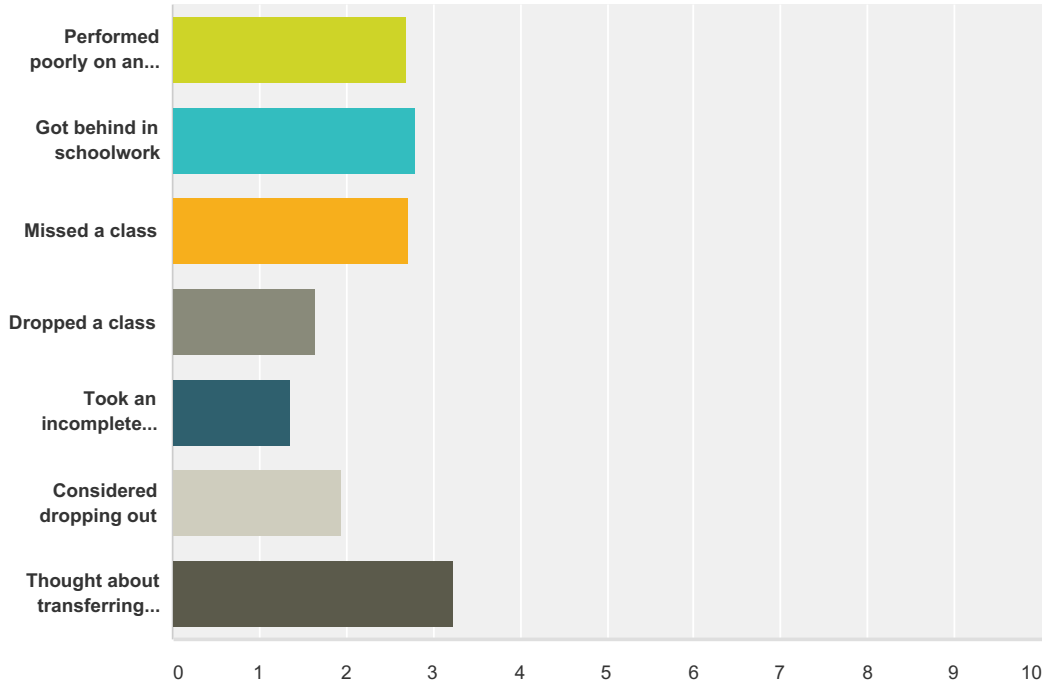


Answer Choices	Responses	
3.5 – 4.0 (A average)	33.78%	25
2.5 – 3.4 (B average)	55.41%	41
1.5 – 2.4 (C average)	9.46%	7
0.5 – 1.4 (D average)	0.00%	0
.00 – .04 (F average)	0.00%	0
Don't know or not applicable	1.35%	1
<b>Total</b>		<b>74</b>



### Q16 Since you've been a student at this school, to what degree has the following happened to you?

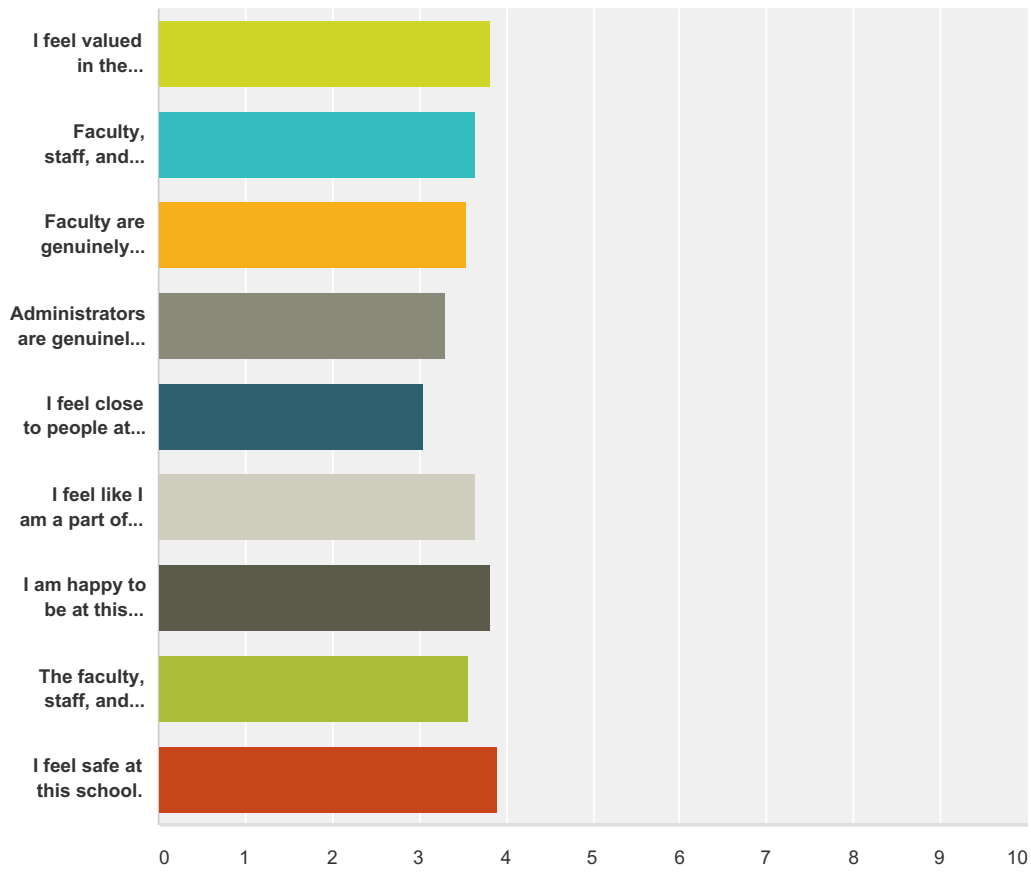
Answered: 74 Skipped: 10



	Never	Rarely	Occasionally	Sometimes	Frequently	Usually	Always	Total	Weighted Average
Performed poorly on an assignment	12.16% 9	41.89% 31	21.62% 16	20.27% 15	0.00% 0	1.35% 1	2.70% 2	74	2.69
Got behind in schoolwork	22.97% 17	25.68% 19	22.97% 17	16.22% 12	5.41% 4	2.70% 2	4.05% 3	74	2.80
Missed a class	10.81% 8	48.65% 36	14.86% 11	16.22% 12	5.41% 4	1.35% 1	2.70% 2	74	2.72
Dropped a class	60.81% 45	27.03% 20	6.76% 5	1.35% 1	2.70% 2	0.00% 0	1.35% 1	74	1.64
Took an incomplete course grade	82.43% 61	12.16% 9	0.00% 0	1.35% 1	1.35% 1	1.35% 1	1.35% 1	74	1.36
Considered dropping out	62.16% 46	14.86% 11	6.76% 5	9.46% 7	1.35% 1	0.00% 0	5.41% 4	74	1.95
Thought about transferring to a new school	32.43% 24	16.22% 12	10.81% 8	9.46% 7	12.16% 9	5.41% 4	13.51% 10	74	3.23

**Q17 Please indicate your level of agreement with the following statements:**

Answered: 65 Skipped: 19



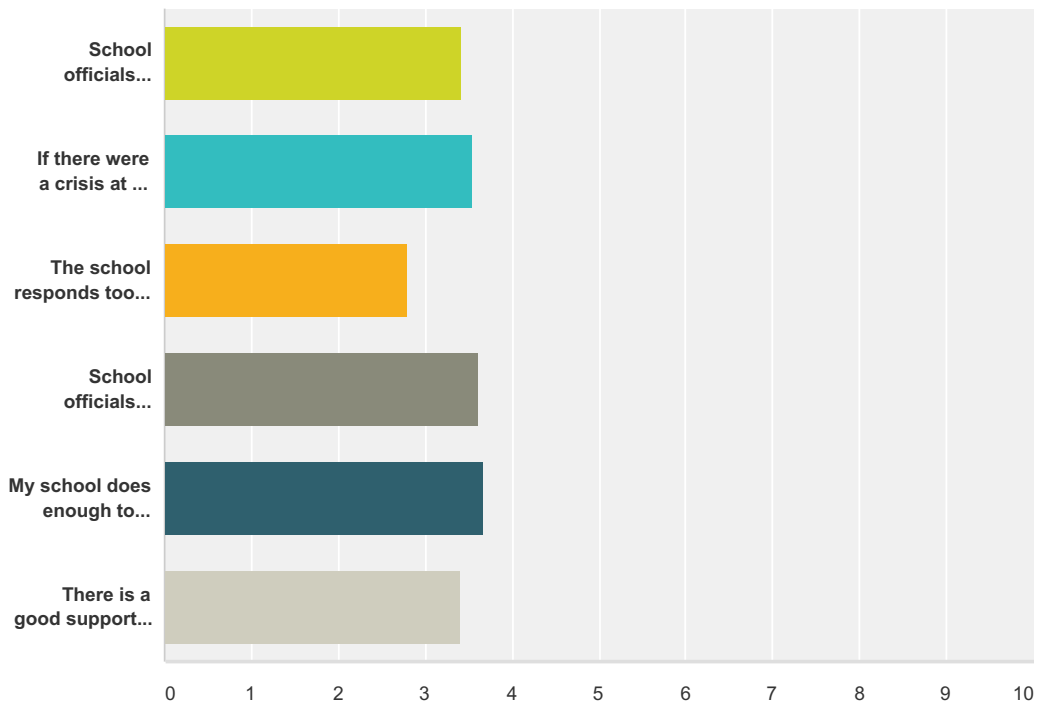
	Strongly Disagree	Disagree	Neither Agree Nor Disagree	Agree	Strongly Agree	Total	Weighted Average
I feel valued in the classroom/learning environment.	0.00% 0	9.38% 6	25.00% 16	39.06% 25	26.56% 17	64	3.83
Faculty, staff, and administrators respect what students at this school think.	3.08% 2	9.23% 6	29.23% 19	35.38% 23	23.08% 15	65	3.66
Faculty are genuinely concerned about my welfare.	4.62% 3	15.38% 10	26.15% 17	29.23% 19	24.62% 16	65	3.54
Administrators are genuinely concerned about my welfare.	9.23% 6	12.31% 8	40.00% 26	16.92% 11	21.54% 14	65	3.29
I feel close to people at this school.	10.77% 7	20.00% 13	35.38% 23	21.54% 14	12.31% 8	65	3.05
I feel like I am a part of this college/university.	6.15% 4	6.15% 4	27.69% 18	36.92% 24	23.08% 15	65	3.65
I am happy to be at this college/university.	3.08% 2	7.69% 5	21.54% 14	38.46% 25	29.23% 19	65	3.83
The faculty, staff, and administrators at this school treat students fairly.	4.62% 3	9.23% 6	27.69% 18	40.00% 26	18.46% 12	65	3.58

## Campus Climate Survey - South Louisiana Community College

I feel safe at this school.	<b>0.00%</b> 0	<b>3.08%</b> 2	<b>35.38%</b> 23	<b>29.23%</b> 19	<b>32.31%</b> 21	65	3.91
-----------------------------	-------------------	-------------------	---------------------	---------------------	---------------------	----	------

**Q18 Please indicate your level of agreement with the following statements:**

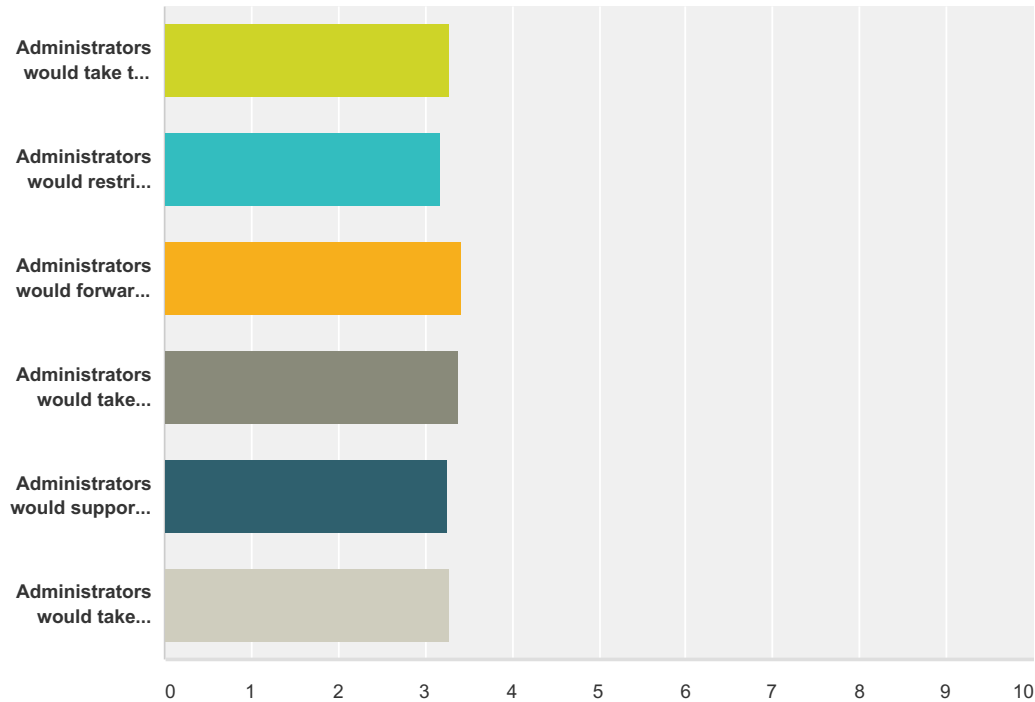
Answered: 59 Skipped: 25



	Strongly Disagree	Disagree	Neither Agree Nor Disagree	Agree	Strongly Agree	I don't have any knowledge or experience around this to offer a response.	Total	Weighted Average
School officials (administrators, public safety officers) could do more to protect students from harm.	1.69% 1	11.86% 7	30.51% 18	13.56% 8	16.95% 10	25.42% 15	59	3.43
If there were a crisis at my school, my school would handle it well.	5.08% 3	10.17% 6	15.25% 9	22.03% 13	18.64% 11	28.81% 17	59	3.55
The school responds too slowly in difficult situations.	15.52% 9	12.07% 7	22.41% 13	12.07% 7	8.62% 5	29.31% 17	58	2.80
School officials handle negative incidents in a fair and responsible manner.	5.08% 3	5.08% 3	16.95% 10	16.95% 10	18.64% 11	37.29% 22	59	3.62
My school does enough to protect the safety of students.	3.39% 2	5.08% 3	22.03% 13	25.42% 15	18.64% 11	25.42% 15	59	3.68
There is a good support system at my school for students going through difficult times.	8.47% 5	8.47% 5	20.34% 12	23.73% 14	16.95% 10	22.03% 13	59	3.41

**Q19 If someone were to report a sexual assault to administrators at your school (e.g., Title IX Coordinator, etc.), how likely is it that:**

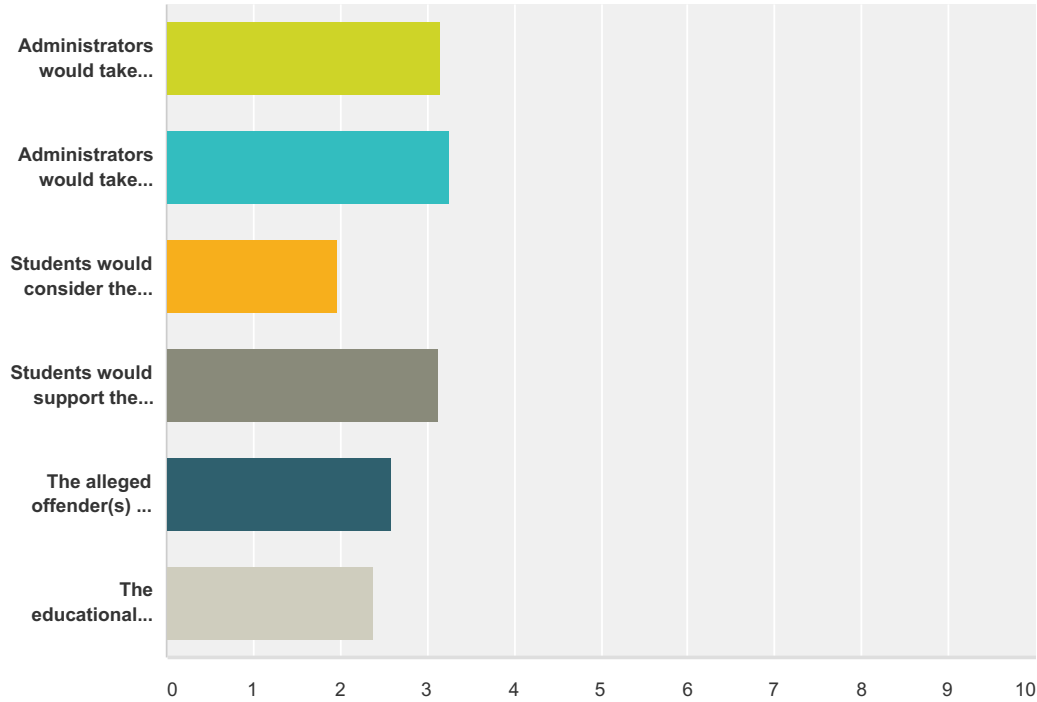
Answered: 54 Skipped: 30



	Not at all Likely	Somewhat Likely	Moderately Likely	Very Likely	I don't have any knowledge or experience around this to offer a response.	Total	Weighted Average
Administrators would take the report seriously?	7.41% 4	7.41% 4	14.81% 8	42.59% 23	27.78% 15	54	3.28
Administrators would restrict knowledge of the report to those who need to know in order for the school to respond properly?	0.00% 0	22.22% 12	7.41% 4	33.33% 18	37.04% 20	54	3.18
Administrators would forward the report to criminal investigators who work for the local police department or sheriff's office?	0.00% 0	12.96% 7	12.96% 7	42.59% 23	31.48% 17	54	3.43
Administrators would take steps to protect the safety of the person making the report?	1.85% 1	12.96% 7	11.11% 6	44.44% 24	29.63% 16	54	3.39
Administrators would support the person making the report?	3.70% 2	11.11% 6	16.67% 9	35.19% 19	33.33% 18	54	3.25
Administrators would take corrective action to address factors that may have led to the sexual assault?	3.70% 2	11.11% 6	14.81% 8	37.04% 20	33.33% 18	54	3.28

**Q20 If someone were to report a sexual assault to administrators at your school (e.g., Title IX Coordinator, etc.), how likely is it that:**

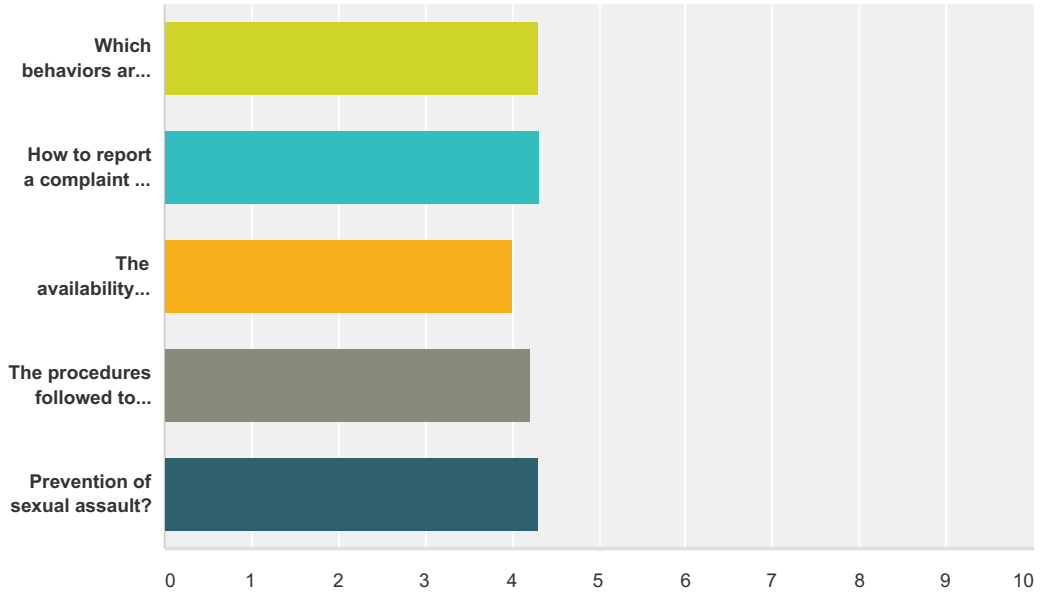
Answered: 54 Skipped: 30



	Not at all Likely	Somewhat Likely	Moderately Likely	Very Likely	I don't have any knowledge or experience around this to offer a response.	Total	Weighted Average
Administrators would take corrective action against the offender?	5.56% 3	12.96% 7	14.81% 8	35.19% 19	31.48% 17	54	3.16
Administrators would take steps to protect the person making the report from retaliation?	1.85% 1	12.96% 7	14.81% 8	33.33% 18	37.04% 20	54	3.26
Students would consider the person making the report to be a troublemaker?	31.48% 17	16.67% 9	7.41% 4	11.11% 6	33.33% 18	54	1.97
Students would support the person making the report?	5.56% 3	11.11% 6	20.37% 11	31.48% 17	31.48% 17	54	3.14
The alleged offender(s) or their associates would retaliate against the person making the report?	12.96% 7	16.67% 9	16.67% 9	16.67% 9	37.04% 20	54	2.59
The educational achievement/career of the person making the report would suffer?	24.53% 13	7.55% 4	15.09% 8	16.98% 9	35.85% 19	53	2.38

**Q21 While you have been a student at this school, how useful did you find trainings you've received in the following areas related to sexual assault:**

Answered: 52 Skipped: 32



	Not Useful	Slightly Useful	Somewhat Useful	Moderately Useful	Very Useful	I have not received training in this area	Total	Weighted Average
Which behaviors are defined as "sexual assault?"	1.92% 1	3.85% 2	5.77% 3	5.77% 3	34.62% 18	48.08% 25	52	4.30
How to report a complaint of sexual assault?	1.92% 1	0.00% 0	9.62% 5	7.69% 4	32.69% 17	48.08% 25	52	4.33
The availability of confidential on-campus resources to help victims of sexual assault?	5.77% 3	3.85% 2	3.85% 2	5.77% 3	28.85% 15	51.92% 27	52	4.00
The procedures followed to investigate a complaint of sexual assault?	1.92% 1	3.85% 2	3.85% 2	9.62% 5	26.92% 14	53.85% 28	52	4.21
Prevention of sexual assault?	1.92% 1	1.92% 1	5.77% 3	9.62% 5	30.77% 16	50.00% 26	52	4.31

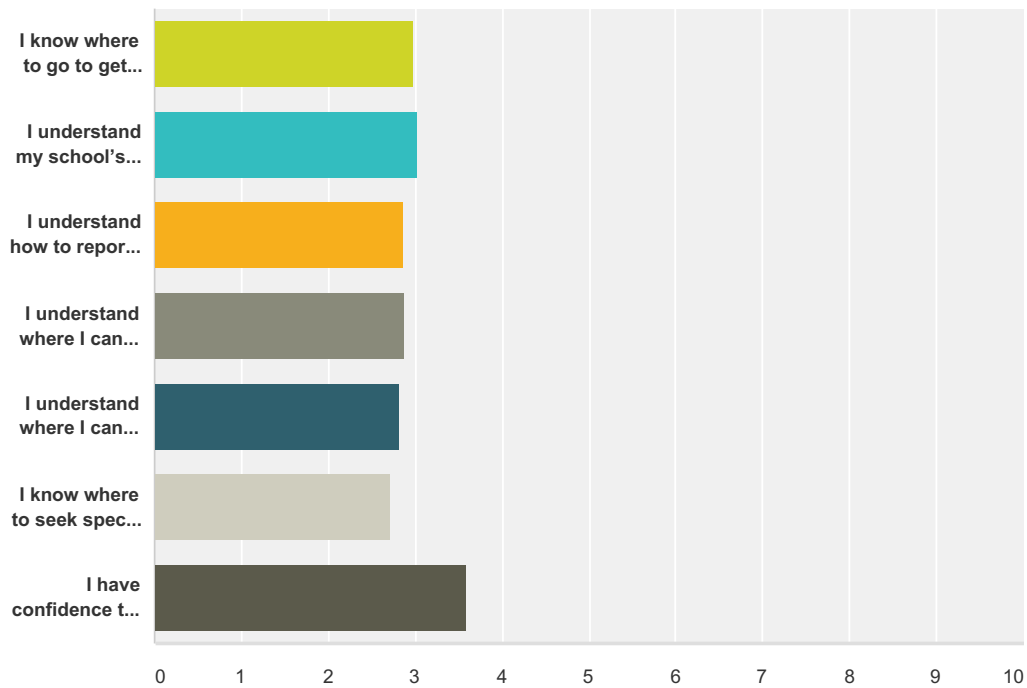
**Q22 What questions do you still have related to these topics?**

Answered: 9 Skipped: 75



**Q23 Please indicate your level of agreement with the following statements:**

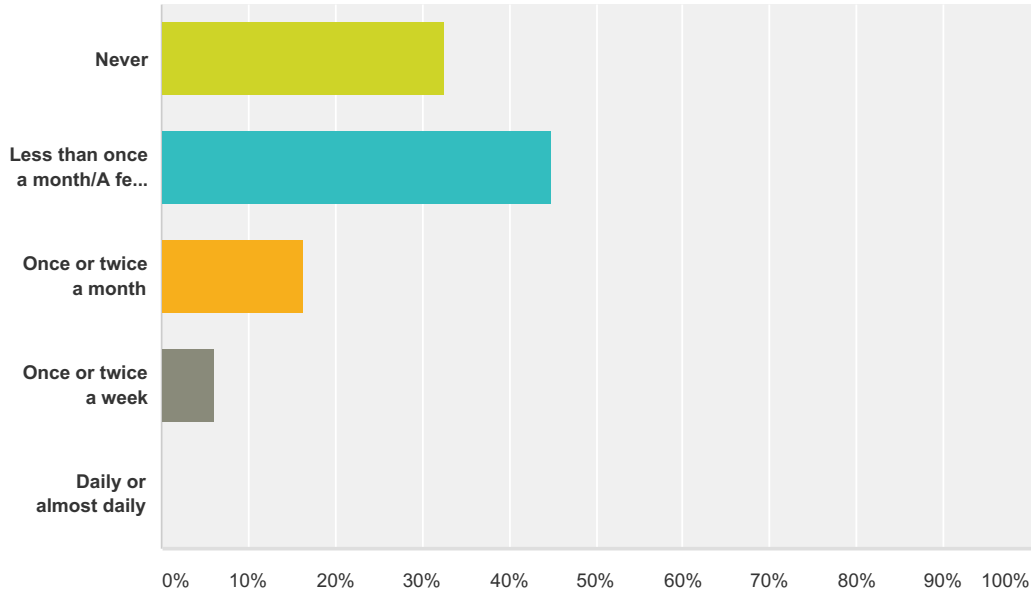
Answered: 48 Skipped: 36



	Strongly Disagree	Disagree	Neither Agree Nor Disagree	Agree	Strongly Agree	Total	Weighted Average
I know where to go to get help regarding sexual assault at my school.	14.58% 7	27.08% 13	18.75% 9	25.00% 12	14.58% 7	48	2.98
I understand my school's formal procedures to address complaints of sexual assault.	16.67% 8	16.67% 8	29.17% 14	22.92% 11	14.58% 7	48	3.02
I understand how to report a sexual assault at my school.	20.83% 10	22.92% 11	18.75% 9	25.00% 12	12.50% 6	48	2.85
I understand where I can find confidential support at my school.	20.83% 10	16.67% 8	29.17% 14	20.83% 10	12.50% 6	48	2.88
I understand where I can find 24/7 support related to sexual assault.	27.08% 13	14.58% 7	22.92% 11	20.83% 10	14.58% 7	48	2.81
I know where to seek special accommodations at my school if I was assaulted.	20.83% 10	18.75% 9	37.50% 18	14.58% 7	8.33% 4	48	2.71
I have confidence that my school's administrators will follow the procedures necessary to address complaints of sexual assault fairly.	4.17% 2	8.33% 4	33.33% 16	31.25% 15	22.92% 11	48	3.60

**Q24 Since the start of this academic year, about how often have you consumed alcohol?**

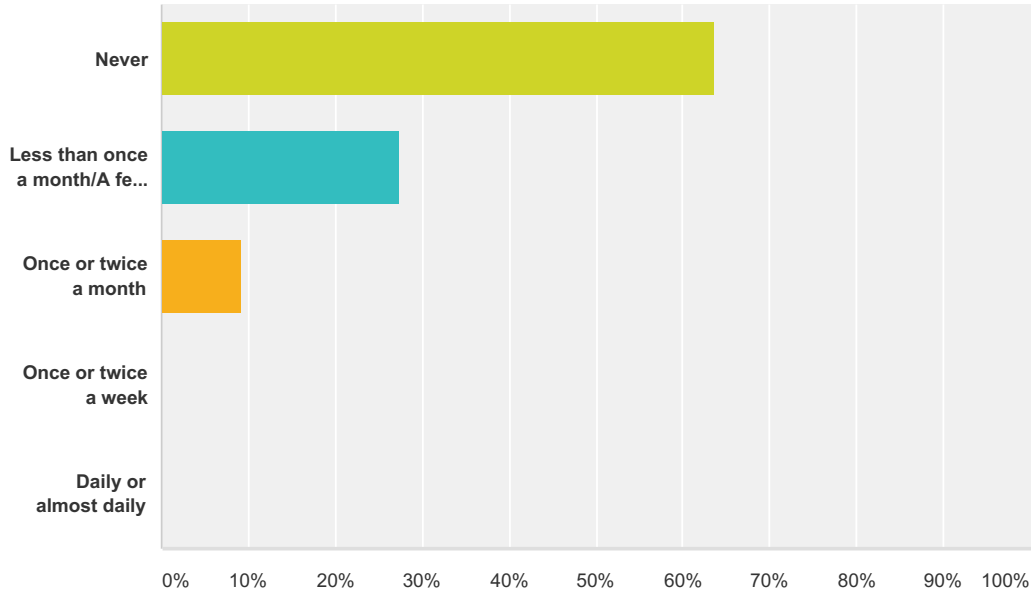
Answered: 49 Skipped: 35



Answer Choices	Responses	
Never	32.65%	16
Less than once a month/A few times	44.90%	22
Once or twice a month	16.33%	8
Once or twice a week	6.12%	3
Daily or almost daily	0.00%	0
<b>Total</b>		<b>49</b>

**Q25 Since the start of this academic year, about how often have you consumed enough alcohol to get drunk?**

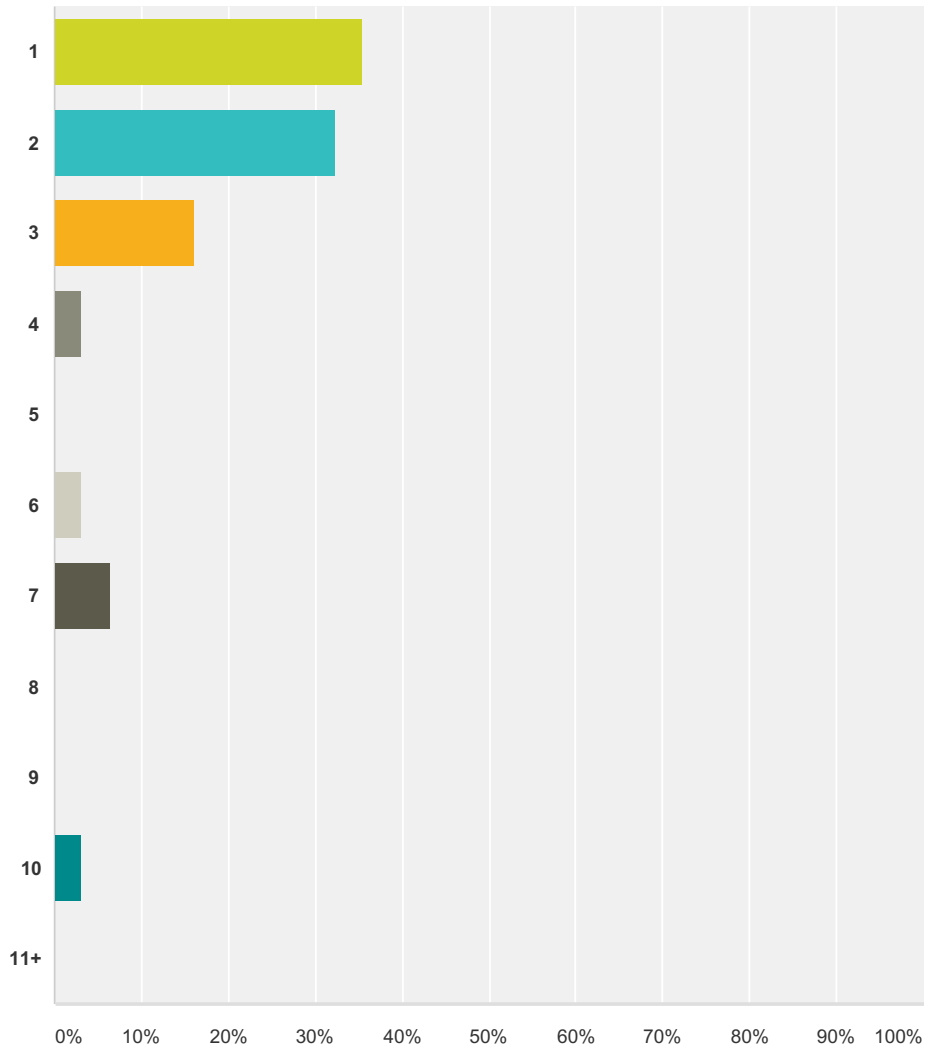
Answered: 33 Skipped: 51



Answer Choices	Responses	Count
Never	63.64%	21
Less than once a month/A few times	27.27%	9
Once or twice a month	9.09%	3
Once or twice a week	0.00%	0
Daily or almost daily	0.00%	0
<b>Total</b>		<b>33</b>

**Q26 On a typical drinking occasion, about how many alcohol drinks do you usually have? (One drink = 1.5 oz liquor = 5 oz wine = 12 oz beer)**

Answered: 31 Skipped: 53



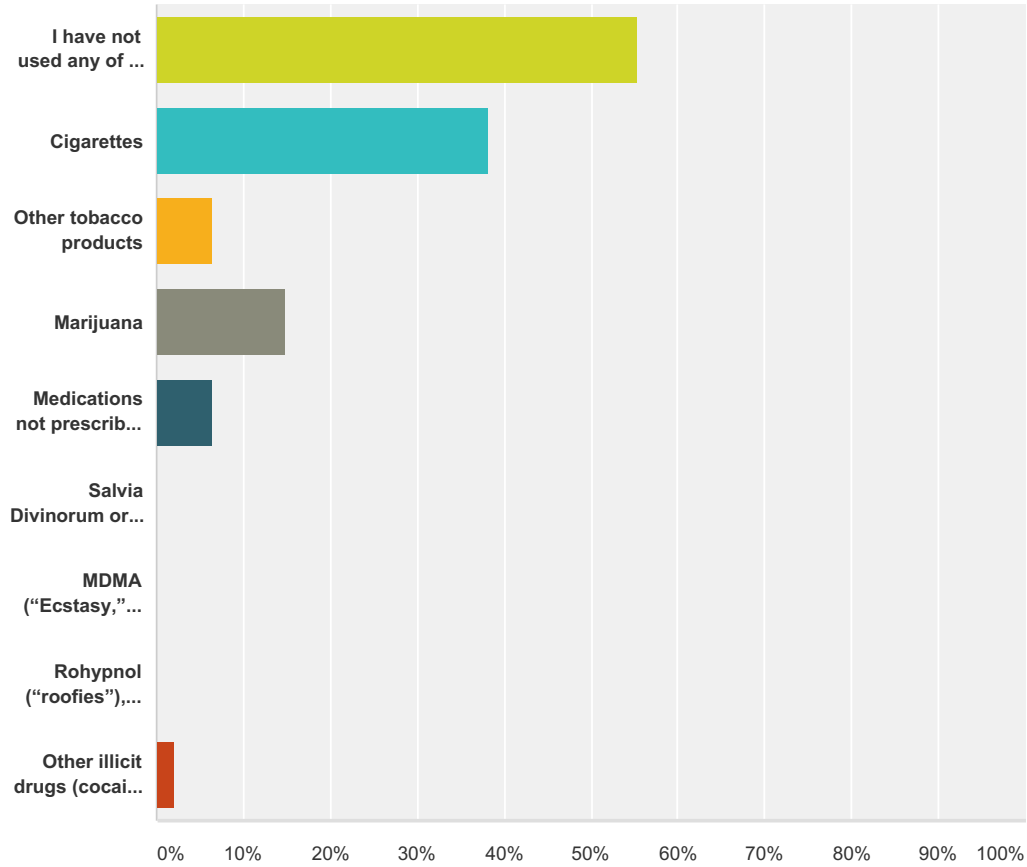
Answer Choices	Responses	Count
1	35.48%	11
2	32.26%	10
3	16.13%	5
4	3.23%	1
5	0.00%	0
6	3.23%	1
7	6.45%	2

## Campus Climate Survey - South Louisiana Community College

8	0.00%	0
9	0.00%	0
10	3.23%	1
11+	0.00%	0
<b>Total</b>		<b>31</b>

**Q27 Since the start of this academic year, have you used, either voluntarily or involuntarily, any of the following? Please check all that apply.**

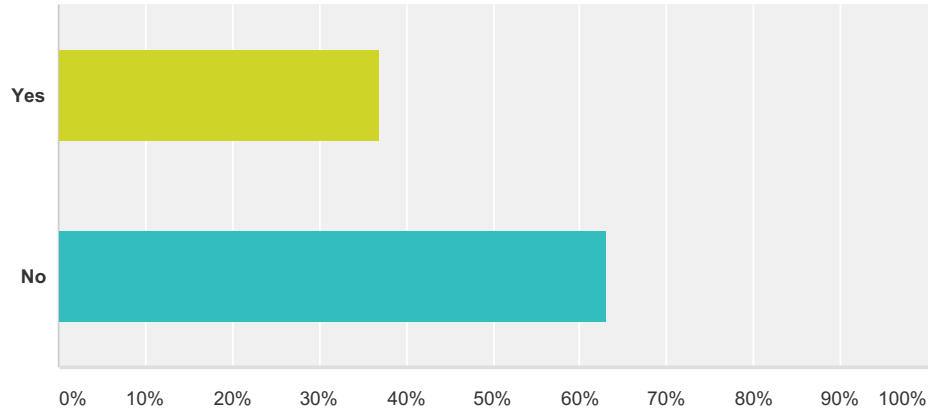
Answered: 47 Skipped: 37



Answer Choices	Responses
I have not used any of the following since the start of this academic year	55.32% 26
Cigarettes	38.30% 18
Other tobacco products	6.38% 3
Marijuana	14.89% 7
Medications not prescribed to me (ADHD drugs, painkillers, tranquilizers, sleeping pills, etc.)	6.38% 3
Salvia Divinorum or Salvinorin A ("Maria Pastora," "Sage of the Seers," "Diviner's Sage," "Sally-D," or "magic mint")	0.00% 0
MDMA ("Ecstasy," "XTC," "Adam")	0.00% 0
Rohypnol ("roofies"), GHB, or ketamine	0.00% 0
Other illicit drugs (cocaine, methamphetamine, amphetamines, heroin, LSD, other psychedelics or hallucinogenics, etc.)	2.13% 1
<b>Total Respondents: 47</b>	

**Q28 Have you experienced sexual contact without your consent before you became a student at this school?**

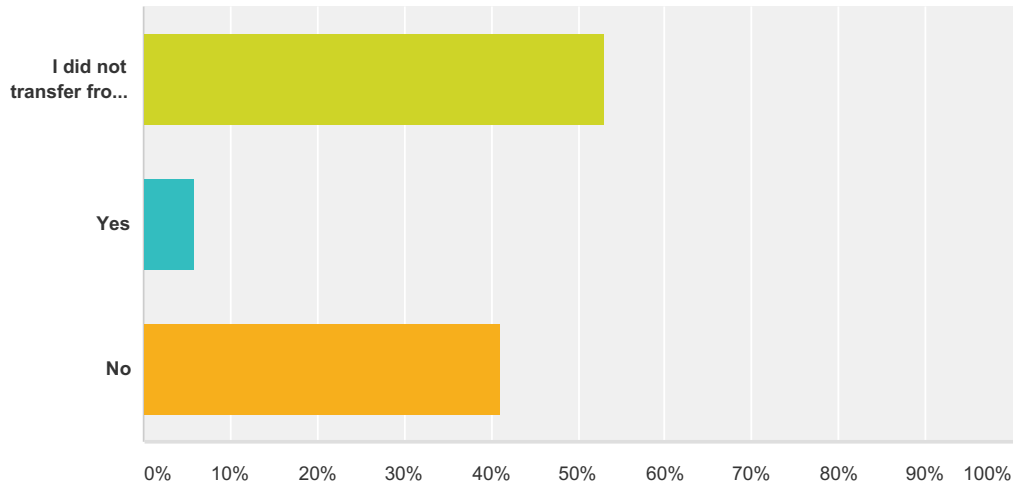
Answered: 46 Skipped: 38



Answer Choices	Responses	
Yes	36.96%	17
No	63.04%	29
<b>Total</b>		<b>46</b>

**Q29 Did you transfer to your current school as a result of non-consensual or unwanted sexual contact you experienced at a previous college/university?**

Answered: 17 Skipped: 67

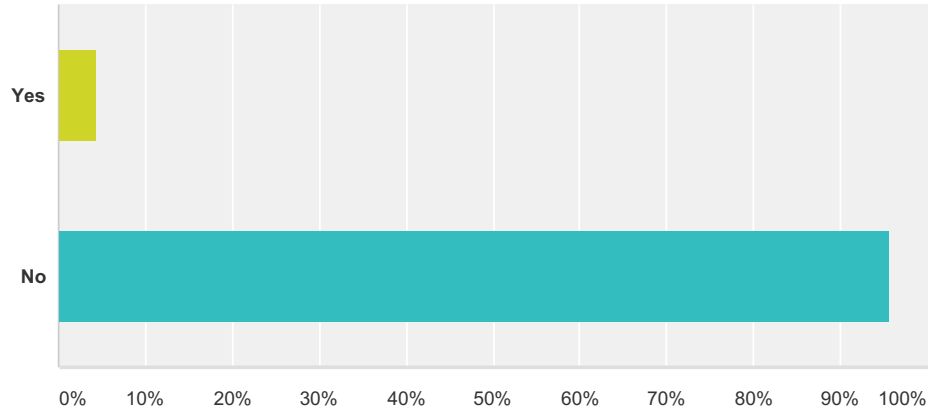


Answer Choices	Responses
I did not transfer from another college/university	52.94% 9
Yes	5.88% 1
No	41.18% 7
<b>Total</b>	<b>17</b>



### Q30 Have you experienced sexual contact without your consent since you became a student at this school?

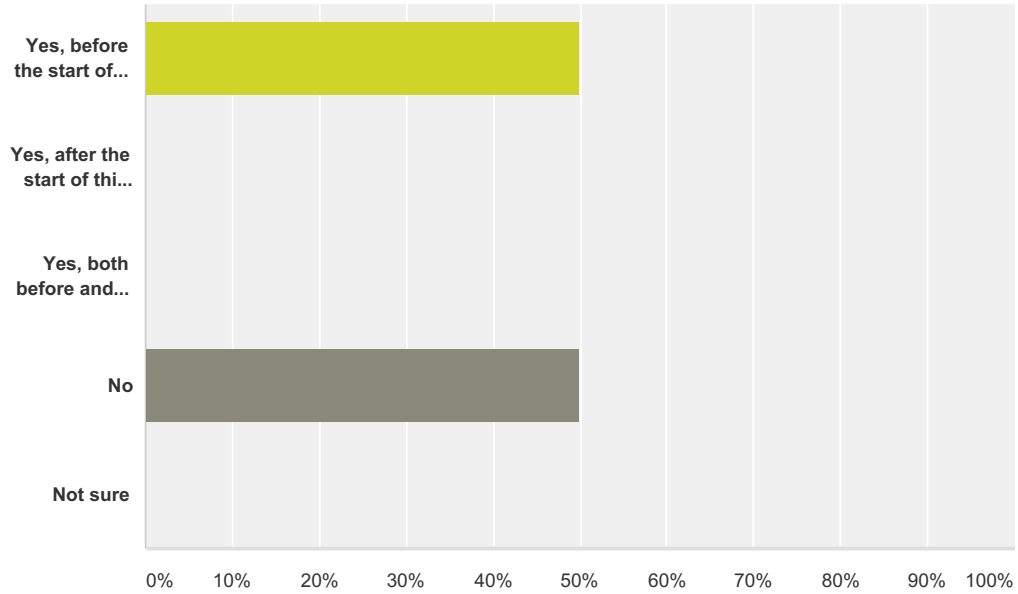
Answered: 45 Skipped: 39



Answer Choices	Responses	
Yes	4.44%	2
No	95.56%	43
<b>Total</b>		<b>45</b>

**Q31 Since you became a student at this school, has anyone had sexual contact with you by using physical force or threatening to physically harm you?**

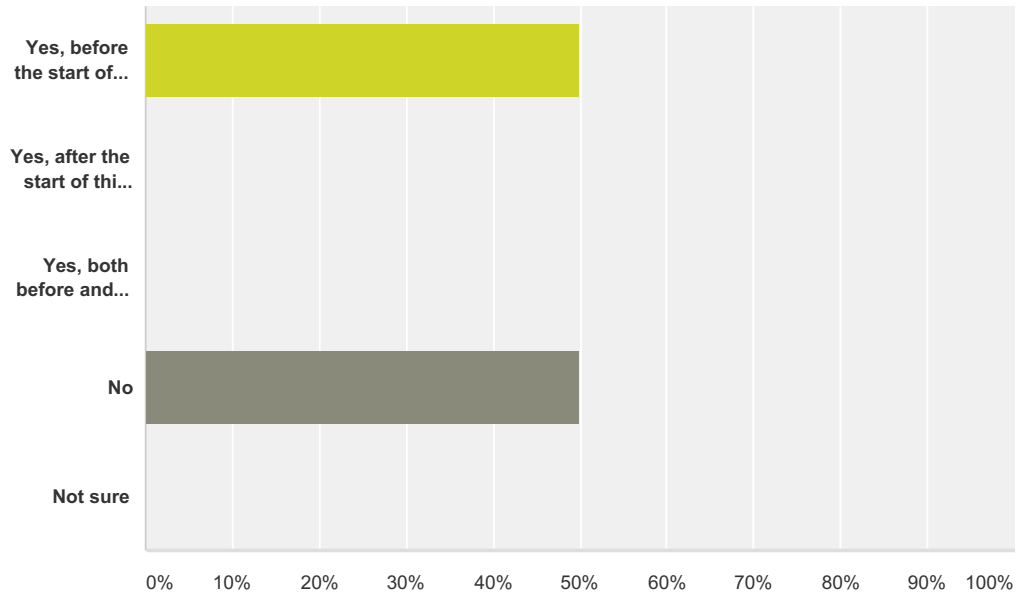
Answered: 2 Skipped: 82



Answer Choices	Responses
Yes, before the start of this academic year	50.00% 1
Yes, after the start of this academic year	0.00% 0
Yes, both before and after the start of this academic year	0.00% 0
No	50.00% 1
Not sure	0.00% 0
<b>Total</b>	<b>2</b>

**Q32 Since you became a student at this school, has anyone attempted but not succeeded in having sexual contact with you by using or threatening to use physical force against you or threatening to physically harm you?**

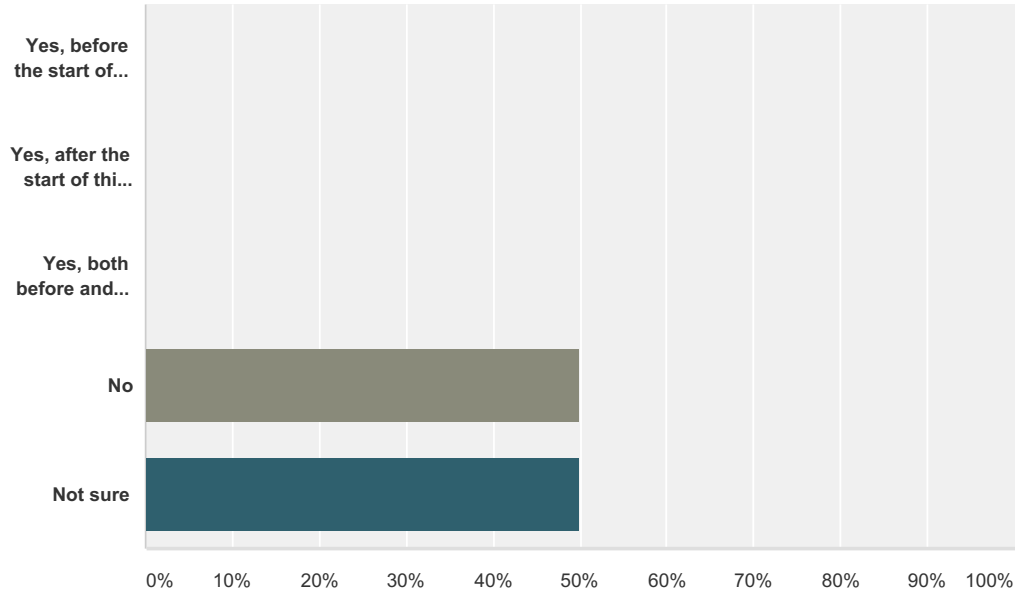
Answered: 2 Skipped: 82



Answer Choices	Responses
Yes, before the start of this academic year	50.00% 1
Yes, after the start of this academic year	0.00% 0
Yes, both before and after the start of this academic year	0.00% 0
No	50.00% 1
Not sure	0.00% 0
<b>Total</b>	<b>2</b>

**Q33 Since you became a student at this school, has anyone had sexual contact with you by using verbal or non-physical coercion?**

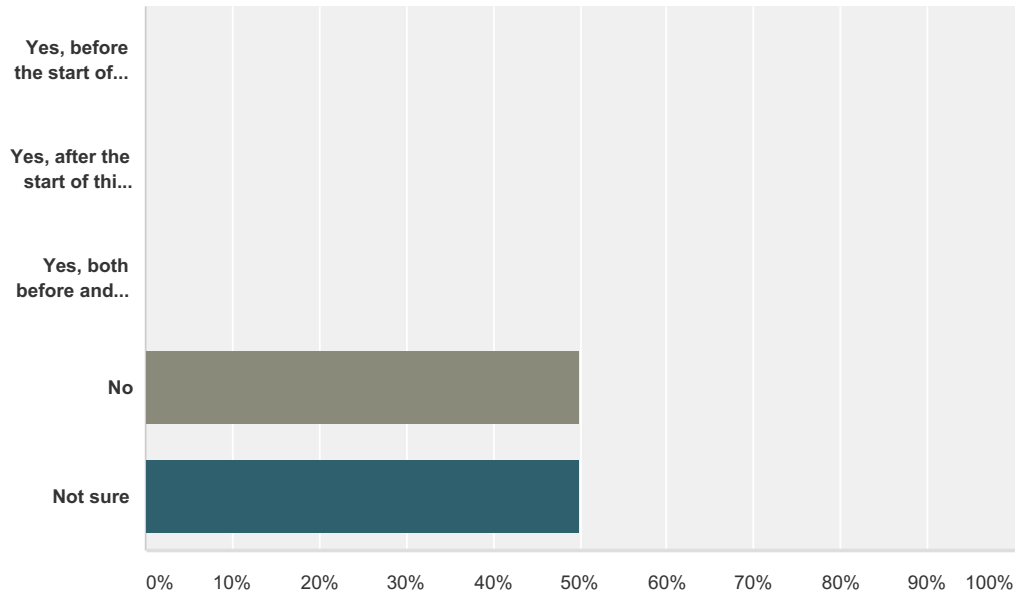
Answered: 2 Skipped: 82



Answer Choices	Responses
Yes, before the start of this academic year	0.00% 0
Yes, after the start of this academic year	0.00% 0
Yes, both before and after the start of this academic year	0.00% 0
No	50.00% 1
Not sure	50.00% 1
<b>Total</b>	<b>2</b>

**Q34 Since you became a student at this school, has anyone attempted but not succeeded in having sexual contact with you by using verbal or non-physical coercion?**

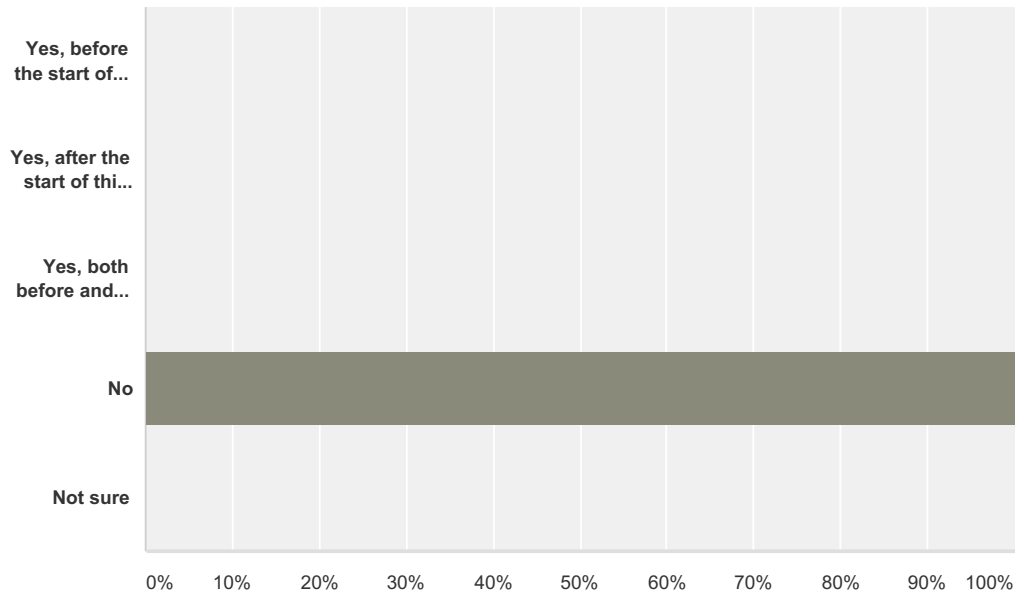
Answered: 2 Skipped: 82



Answer Choices	Responses
Yes, before the start of this academic year	0.00% 0
Yes, after the start of this academic year	0.00% 0
Yes, both before and after the start of this academic year	0.00% 0
No	50.00% 1
Not sure	50.00% 1
<b>Total</b>	<b>2</b>

**Q35 Since you became a student at this school, have you suspected that someone had sexual contact with you when you were unable to provide consent or stop what was happening because you were passed out, drugged, drunk, incapacitated, or asleep? This question asks about events that you think (but are not certain) happened.**

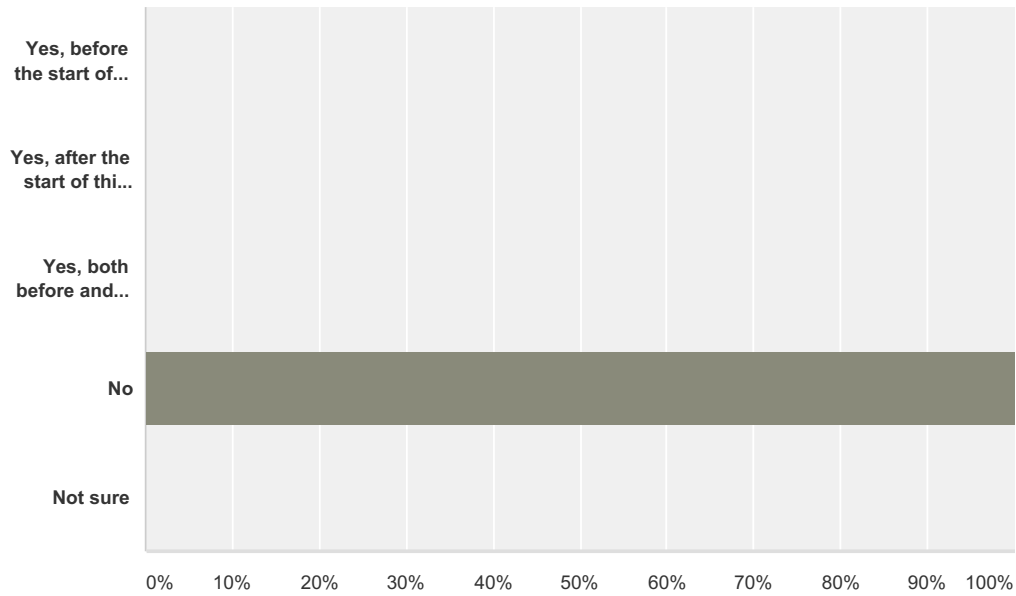
Answered: 2 Skipped: 82



Answer Choices	Responses
Yes, before the start of this academic year	0.00% 0
Yes, after the start of this academic year	0.00% 0
Yes, both before and after the start of this academic year	0.00% 0
No	100.00% 2
Not sure	0.00% 0
<b>Total</b>	<b>2</b>

**Q36 Since you became a student at this school, has someone had sexual contact with you when you were unable to provide consent or stop what was happening because you were passed out, drugged, drunk, incapacitated, or asleep? This question asks about incidents that you are certain happened.**

Answered: 2 Skipped: 82



Answer Choices	Responses
Yes, before the start of this academic year	0.00% 0
Yes, after the start of this academic year	0.00% 0
Yes, both before and after the start of this academic year	0.00% 0
No	100.00% 2
Not sure	0.00% 0
<b>Total</b>	<b>2</b>

**Q37 Just prior to the incident, had you been drinking alcohol? Keep in mind that you are in no way responsible for the incident that occurred, even if you had been drinking.**

Answered: 0 Skipped: 84

⚠ No matching responses.

Answer Choices	Responses
Yes	0.00% 0
No	0.00% 0
<b>Total</b>	<b>0</b>



### Q38 Just prior to the incident, were you drunk?

Answered: 0 Skipped: 84

⚠ No matching responses.

Answer Choices	Responses
Yes	0.00% 0
No	0.00% 0
<b>Total</b>	<b>0</b>

**Q39 Just prior to the incident, had you voluntarily been taking or using any drugs other than alcohol? Keep in mind that you are in no way responsible for the incident that occurred, even if you had been taking or using drugs.**

Answered: 0 Skipped: 84

⚠ No matching responses.

Answer Choices	Responses
Yes	0.00% 0
No	0.00% 0
<b>Total</b>	<b>0</b>

**Q40 Just prior to the incident, had you been given a drug without your knowledge or consent?**

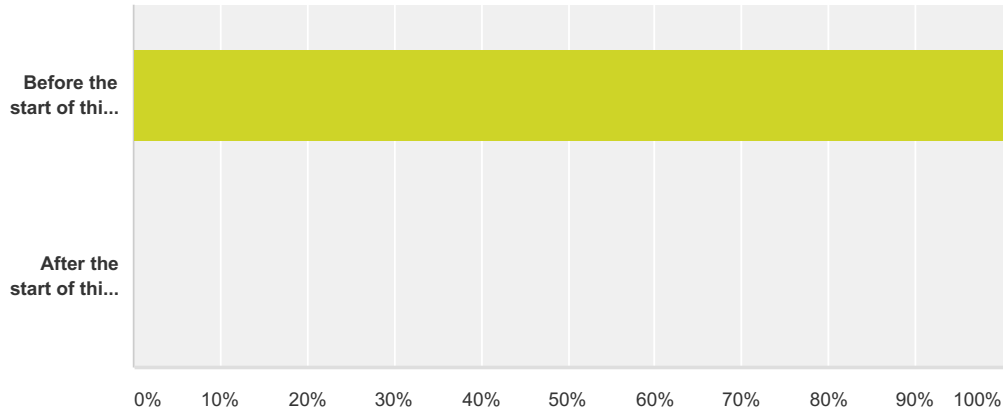
Answered: 0 Skipped: 84

⚠ No matching responses.

Answer Choices	Responses
Yes	0.00% 0
No	0.00% 0
I don't know	0.00% 0
<b>Total</b>	<b>0</b>

### Q41 When did the incident occur?

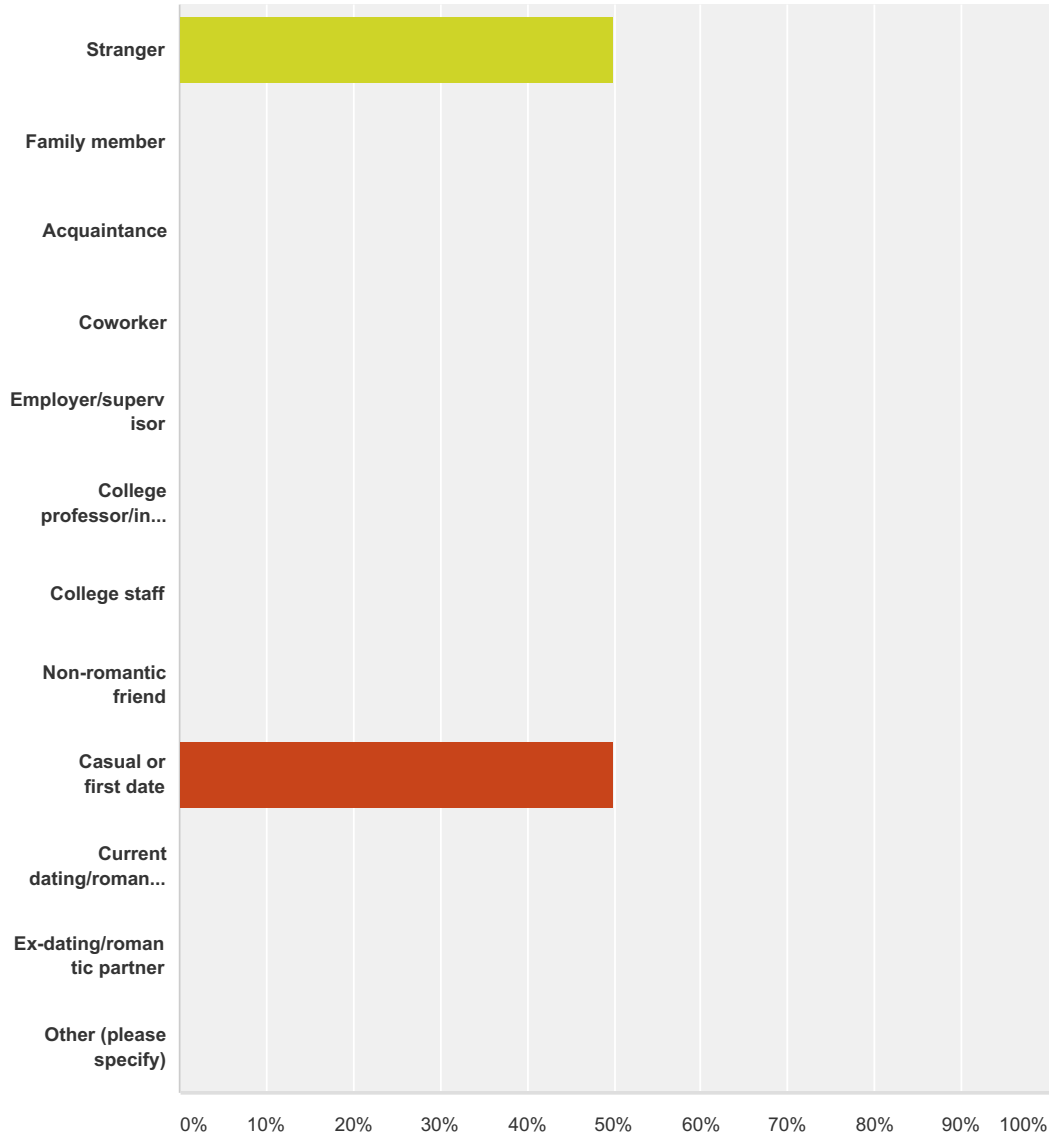
Answered: 2 Skipped: 82



Answer Choices	Responses
Before the start of this academic year	100.00% 2
After the start of this academic year	0.00% 0
<b>Total</b>	<b>2</b>

**Q42 Who had this unwanted sexual contact with you? Please select the best option from the list below.**

Answered: 2 Skipped: 82



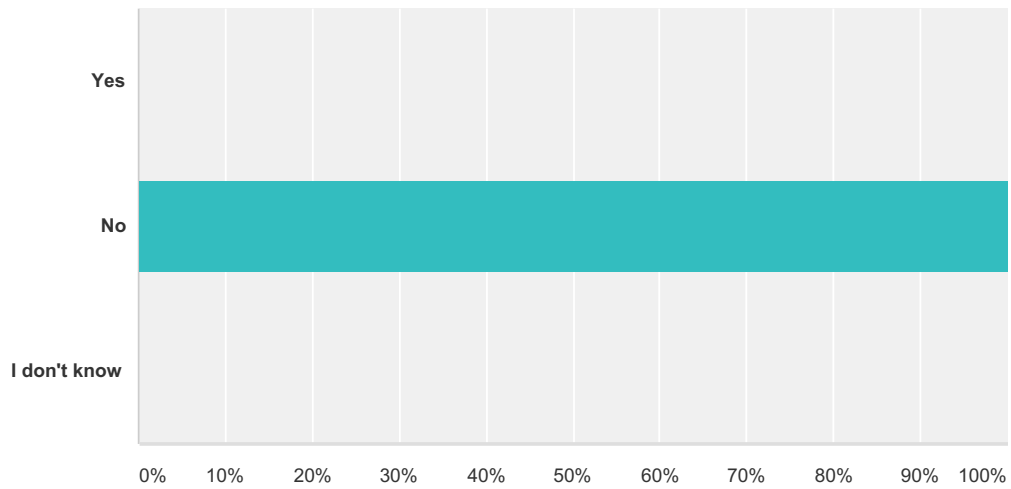
Answer Choices	Responses
Stranger	50.00% 1
Family member	0.00% 0
Acquaintance	0.00% 0
Coworker	0.00% 0
Employer/supervisor	0.00% 0
College professor/instructor	0.00% 0

## Campus Climate Survey - South Louisiana Community College

College staff	0.00%	0
Non-romantic friend	0.00%	0
Casual or first date	50.00%	1
Current dating/romantic partner	0.00%	0
Ex-dating/romantic partner	0.00%	0
Other (please specify)	0.00%	0
<b>Total</b>		<b>2</b>

### Q43 Was this person a student at your school?

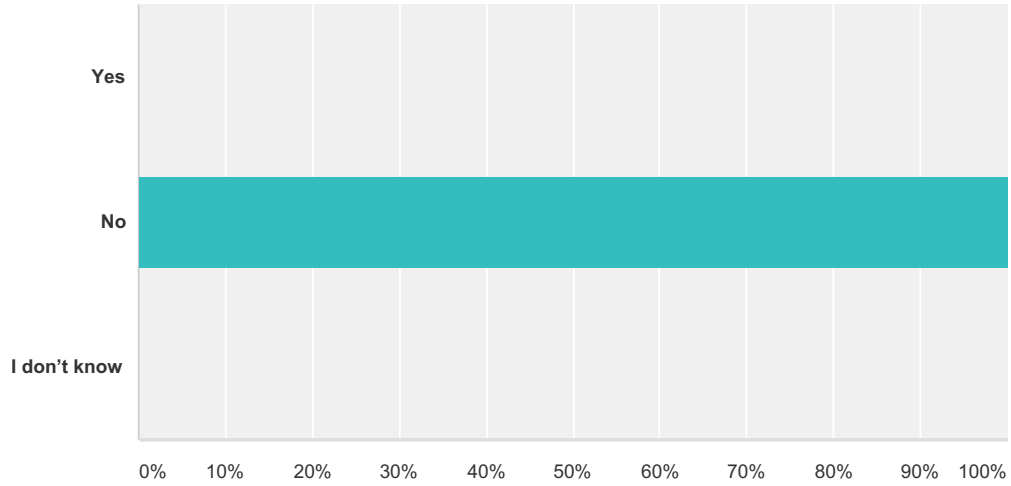
Answered: 2 Skipped: 82



Answer Choices	Responses	
Yes	0.00%	0
No	100.00%	2
I don't know	0.00%	0
<b>Total</b>		<b>2</b>

### Q44 Was this person affiliated with your school, as an employee, staff, or faculty member?

Answered: 2 Skipped: 82

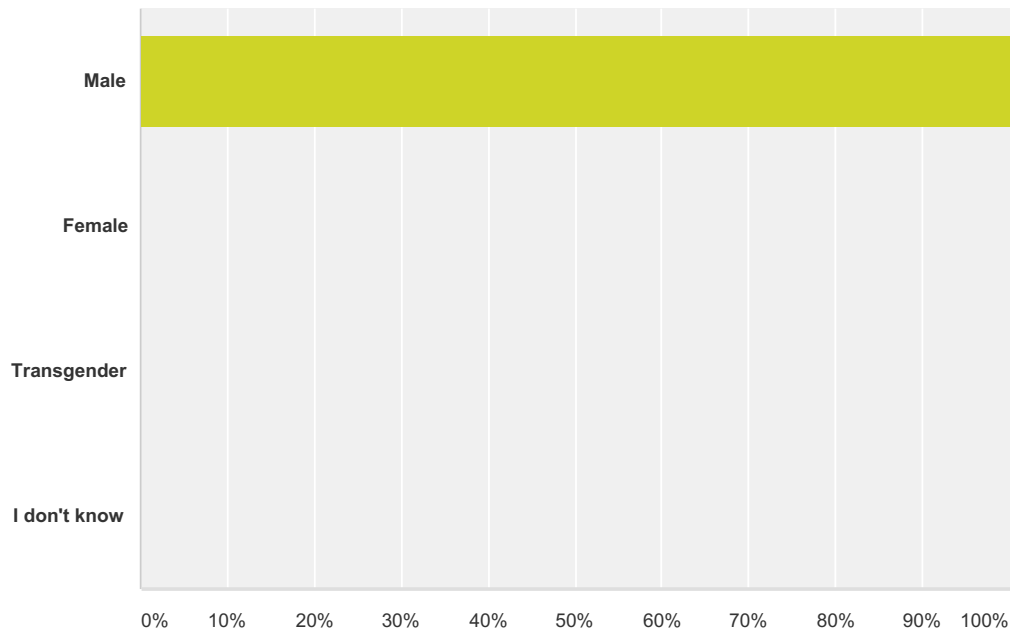


Answer Choices	Responses	Count
Yes	0.00%	0
No	100.00%	2
I don't know	0.00%	0
<b>Total</b>		<b>2</b>



### Q45 What was the sex of the person who had unwanted sexual contact with you?

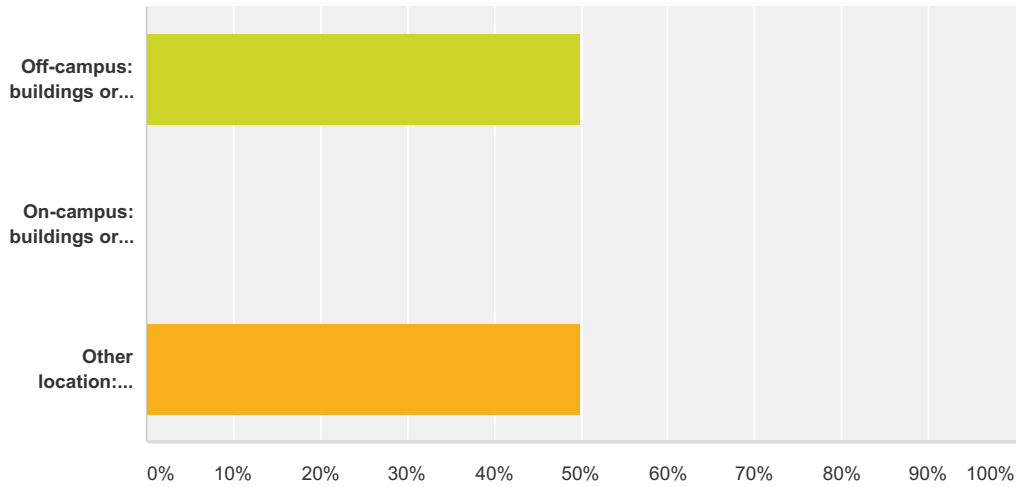
Answered: 2 Skipped: 82



Answer Choices	Responses
Male	100.00% 2
Female	0.00% 0
Transgender	0.00% 0
I don't know	0.00% 0
<b>Total</b>	<b>2</b>

**Q46 Where did the incident occur? Please select the most appropriate location. You may use the open-ended text field to specify the location, if desired.**

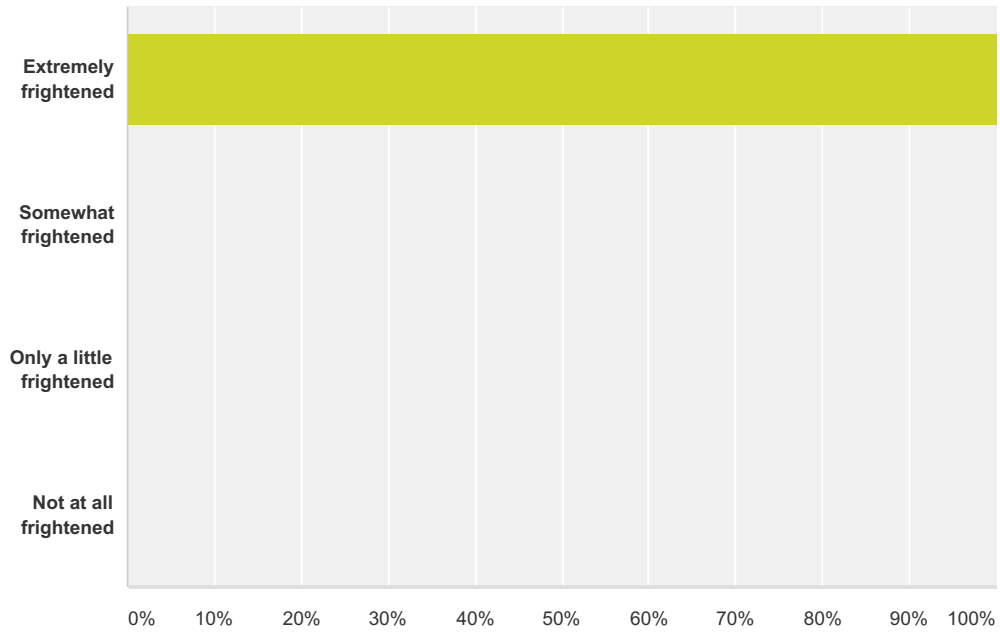
Answered: 2 Skipped: 82



Answer Choices	Responses
Off-campus: buildings or spaces near your school but not affiliated with the school (ex: private apartment, bar/club)	50.00% 1
On-campus: buildings or spaces owned by or affiliated with your school (ex: residence hall, campus facility)	0.00% 0
Other location: buildings or spaces outside the vicinity of your school (ex: family home, vacation or study abroad site)	50.00% 1
<b>Total</b>	<b>2</b>

### Q47 How frightened were you by the incident?

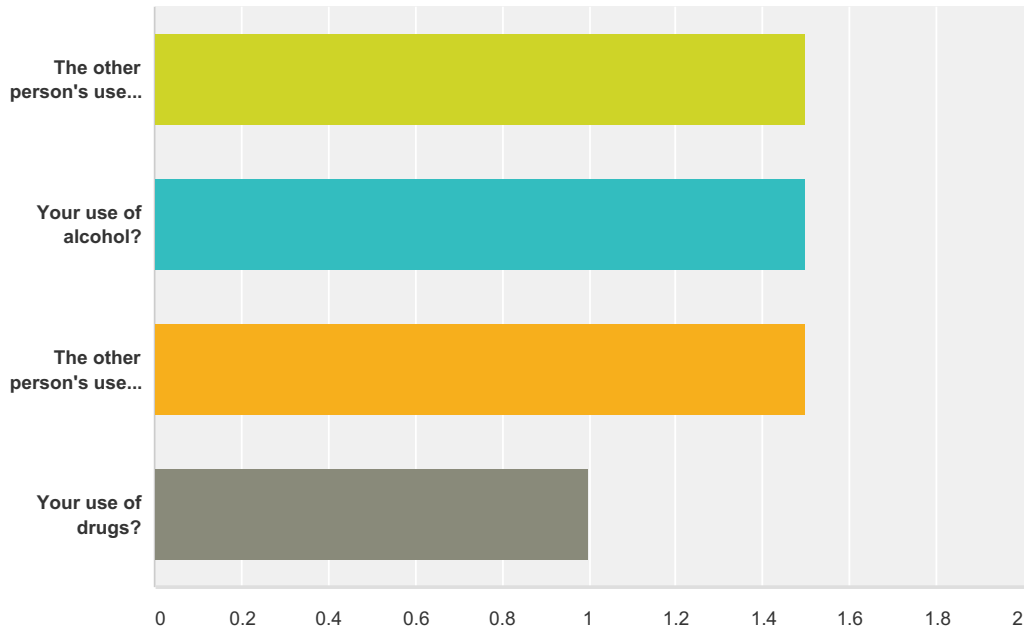
Answered: 2 Skipped: 82



Answer Choices	Responses	Count
Extremely frightened	100.00%	2
Somewhat frightened	0.00%	0
Only a little frightened	0.00%	0
Not at all frightened	0.00%	0
<b>Total</b>		<b>2</b>

### Q48 Did the incident involve:

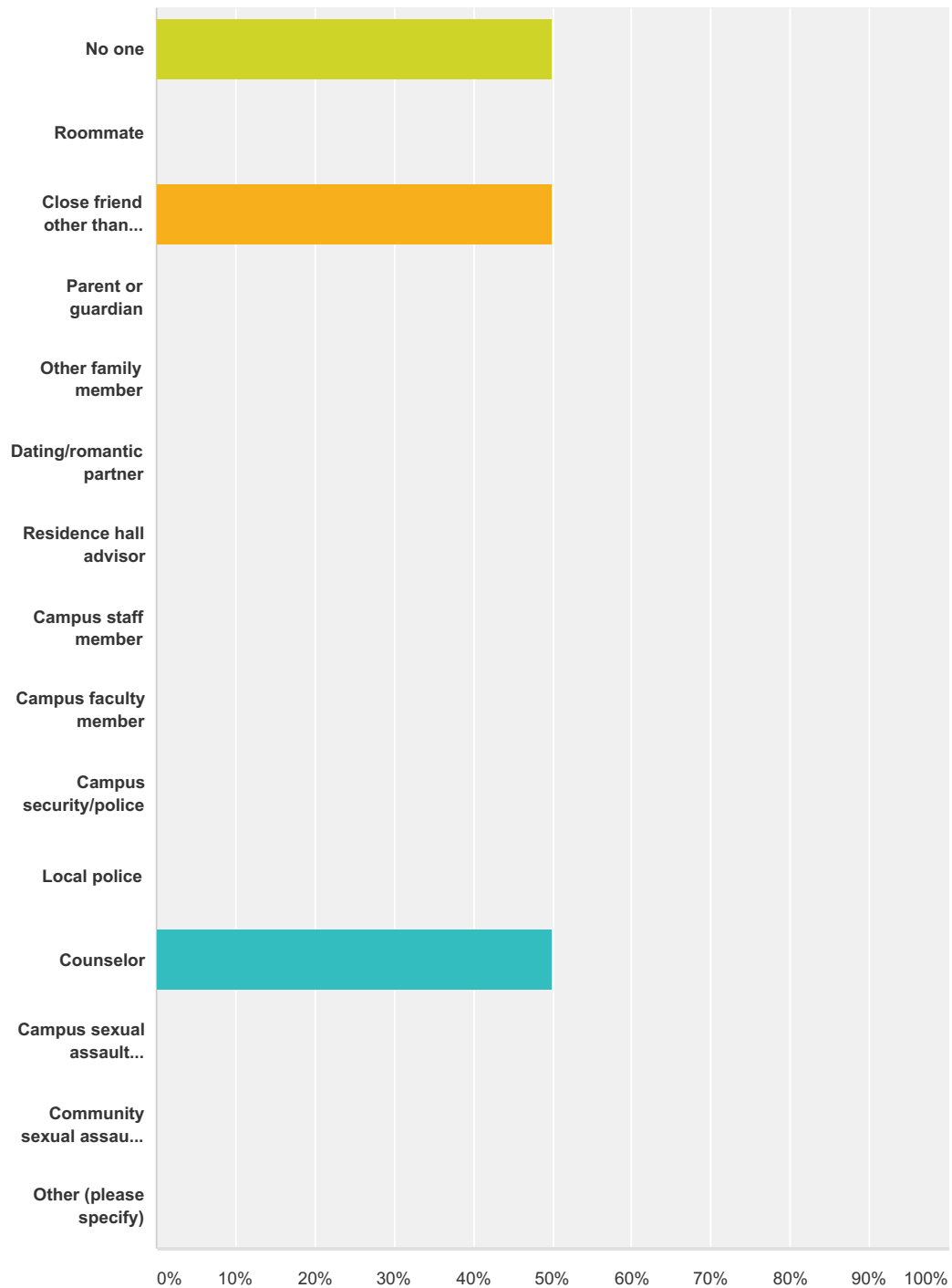
Answered: 2 Skipped: 82



	No	Yes	Total	Weighted Average
The other person's use of alcohol?	50.00% 1	50.00% 1	2	1.50
Your use of alcohol?	50.00% 1	50.00% 1	2	1.50
The other person's use of drugs?	50.00% 1	50.00% 1	2	1.50
Your use of drugs?	100.00% 2	0.00% 0	2	1.00

**Q49 Who did you tell about the incident?  
Please check all that apply.**

Answered: 2 Skipped: 82



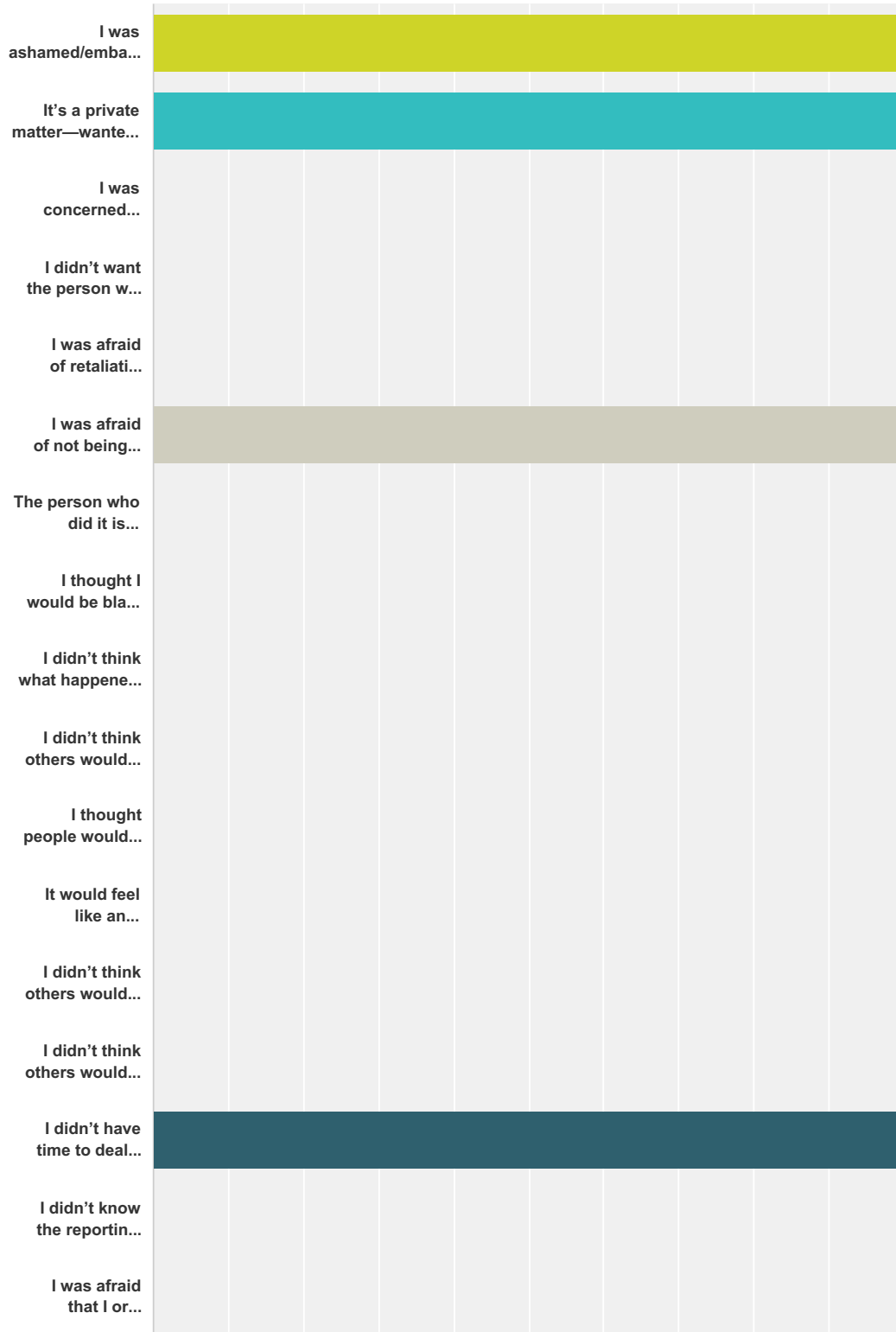
Answer Choices	Responses
No one	50.00% 1
Roommate	0.00% 0

## Campus Climate Survey - South Louisiana Community College

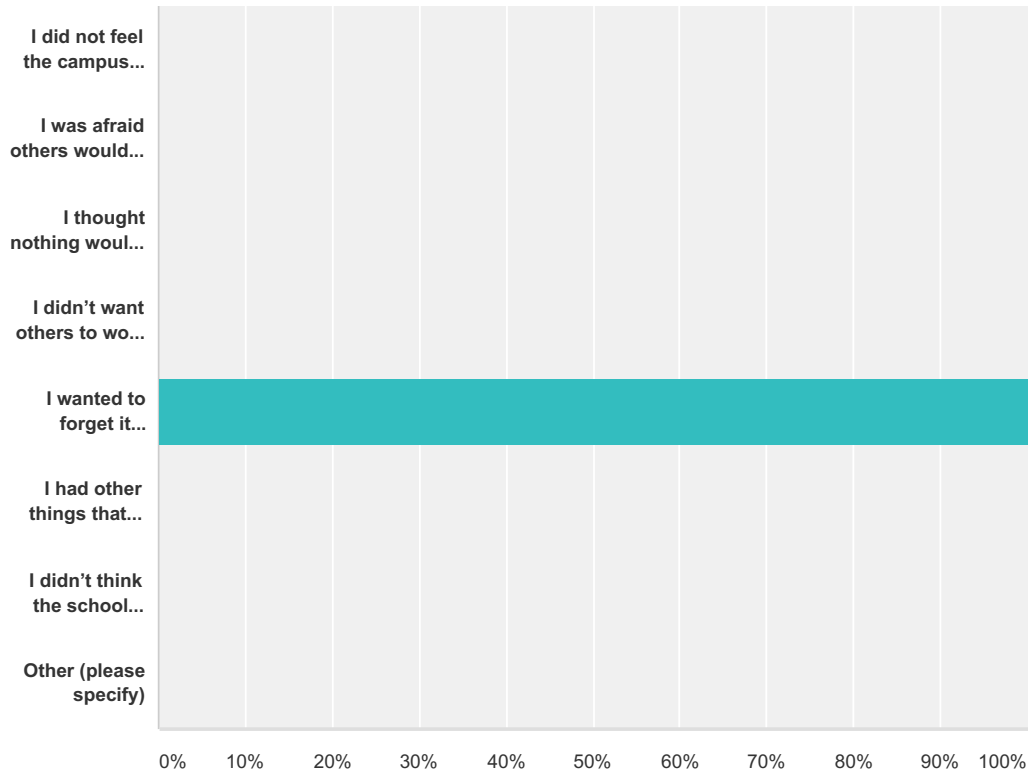
Close friend other than roommate	50.00%	1
Parent or guardian	0.00%	0
Other family member	0.00%	0
Dating/romantic partner	0.00%	0
Residence hall advisor	0.00%	0
Campus staff member	0.00%	0
Campus faculty member	0.00%	0
Campus security/police	0.00%	0
Local police	0.00%	0
Counselor	50.00%	1
Campus sexual assault advocate	0.00%	0
Community sexual assault advocate	0.00%	0
Other (please specify)	0.00%	0
<b>Total Respondents: 2</b>		

**Q50 There are a lot of good reasons why someone may not tell anyone about an incident of non-consensual or unwanted sexual contact. What were your reasons? Please check all that apply.**

Answered: 1 Skipped: 83



## Campus Climate Survey - South Louisiana Community College



Answer Choices	Responses
I was ashamed/embarrassed	100.00% 1
It's a private matter—wanted to deal with it on my own	100.00% 1
I was concerned others would find out	0.00% 0
I didn't want the person who did it to get in trouble	0.00% 0
I was afraid of retaliation from the person who did it	0.00% 0
I was afraid of not being believed	100.00% 1
The person who did it is well-recognized at my school	0.00% 0
I thought I would be blamed for what happened	0.00% 0
I didn't think what happened was serious enough to talk about	0.00% 0
I didn't think others would think it was serious	0.00% 0
I thought people would try to tell me what to do	0.00% 0
It would feel like an admission of failure	0.00% 0
I didn't think others would think it was important	0.00% 0
I didn't think others would understand	0.00% 0
I didn't have time to deal with it due to academics, work, etc.	100.00% 1
I didn't know the reporting procedure at my school	0.00% 0
I was afraid that I or another would be punished for other infractions or violations (e.g., underage drinking)	0.00% 0
I did not feel the campus leadership would solve my problems	0.00% 0

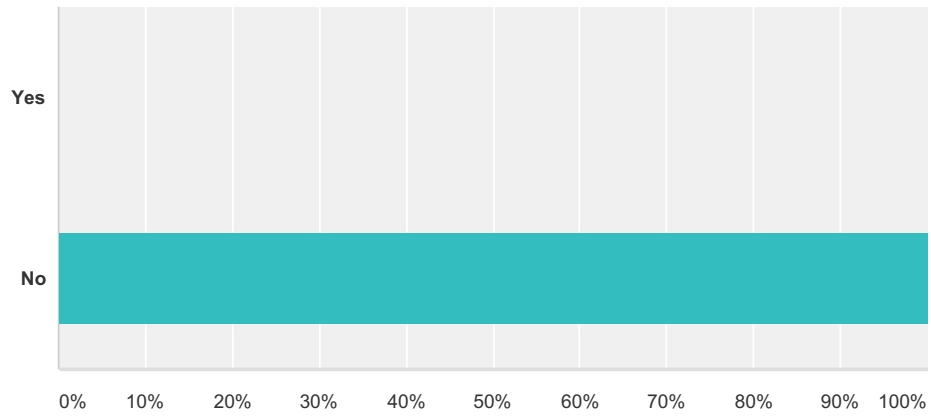


## Campus Climate Survey - South Louisiana Community College

I was afraid others would harass me or react negatively toward me	0.00%	0
I thought nothing would be done	0.00%	0
I didn't want others to worry about me	0.00%	0
I wanted to forget it happened	100.00%	1
I had other things that needed my attention (e.g., classes, work)	0.00%	0
I didn't think the school would do anything about my report	0.00%	0
Other (please specify)	0.00%	0
<b>Total Respondents: 1</b>		

### Q51 Did the incident result in a sexually transmitted infection?

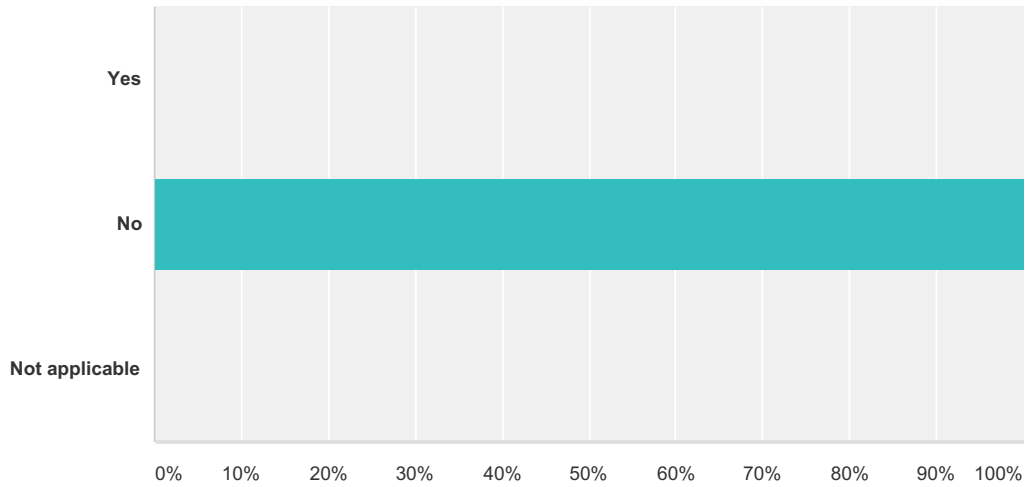
Answered: 2 Skipped: 82



Answer Choices	Responses	
Yes	0.00%	0
No	100.00%	2
<b>Total</b>		<b>2</b>

### Q52 Did the incident result in pregnancy?

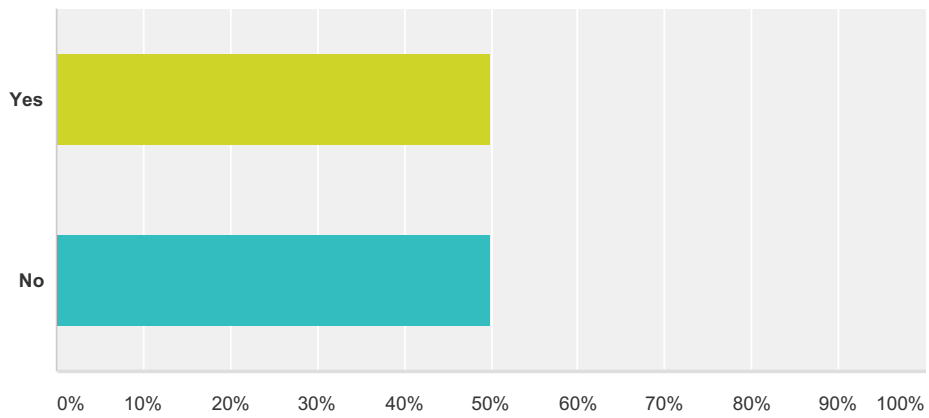
Answered: 2 Skipped: 82



Answer Choices	Responses	
Yes	0.00%	0
No	100.00%	2
Not applicable	0.00%	0
<b>Total</b>		<b>2</b>

### Q53 Did the incident result in physical injury?

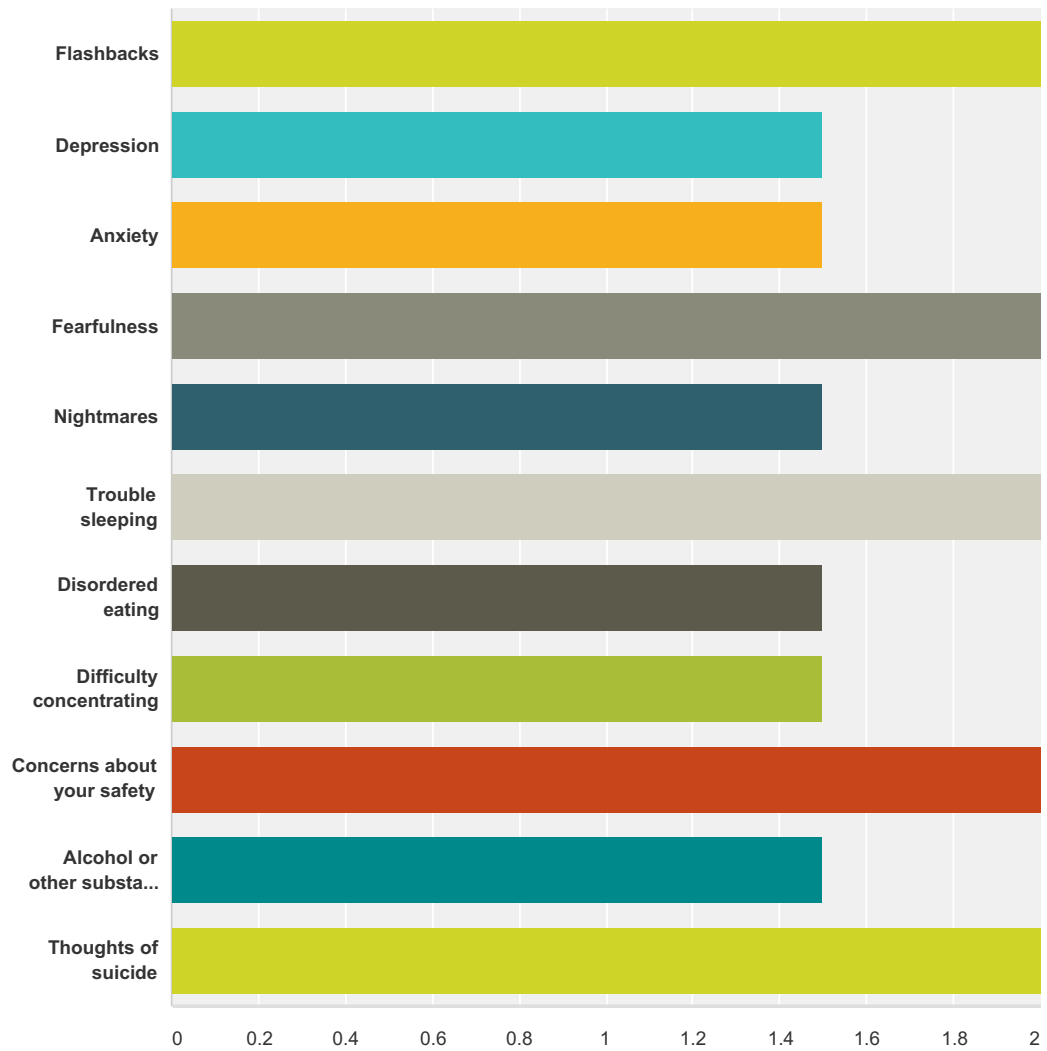
Answered: 2 Skipped: 82



Answer Choices	Responses
Yes	50.00% 1
No	50.00% 1
<b>Total</b>	<b>2</b>

### Q54 Did you experience any of the following as a result of the incident?

Answered: 2 Skipped: 82



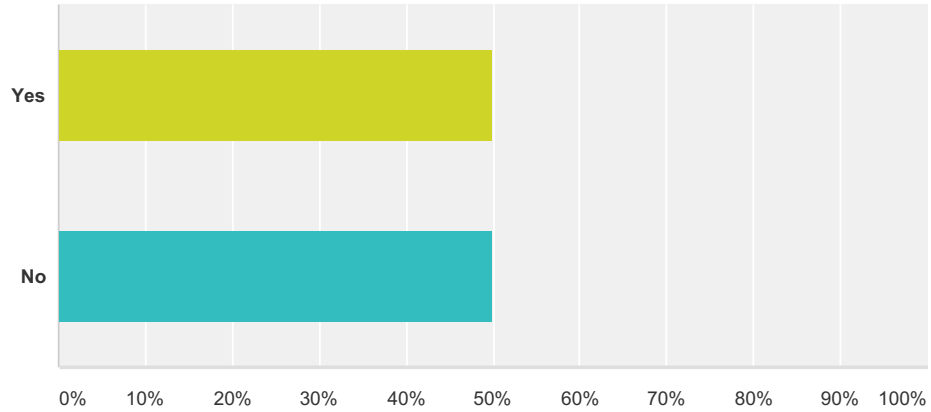
	No	Yes	Total	Weighted Average
Flashbacks	0.00% 0	100.00% 2	2	2.00
Depression	50.00% 1	50.00% 1	2	1.50
Anxiety	50.00% 1	50.00% 1	2	1.50
Fearfulness	0.00% 0	100.00% 2	2	2.00
Nightmares	50.00% 1	50.00% 1	2	1.50
Trouble sleeping	0.00% 0	100.00% 2	2	2.00

## Campus Climate Survey - South Louisiana Community College

Disordered eating	<b>50.00%</b> 1	<b>50.00%</b> 1	2	1.50
Difficulty concentrating	<b>50.00%</b> 1	<b>50.00%</b> 1	2	1.50
Concerns about your safety	<b>0.00%</b> 0	<b>100.00%</b> 2	2	2.00
Alcohol or other substance abuse	<b>50.00%</b> 1	<b>50.00%</b> 1	2	1.50
Thoughts of suicide	<b>0.00%</b> 0	<b>100.00%</b> 2	2	2.00

**Q55 Did you experience retaliation by the person who committed this act or these actions, or their friends/associates?**

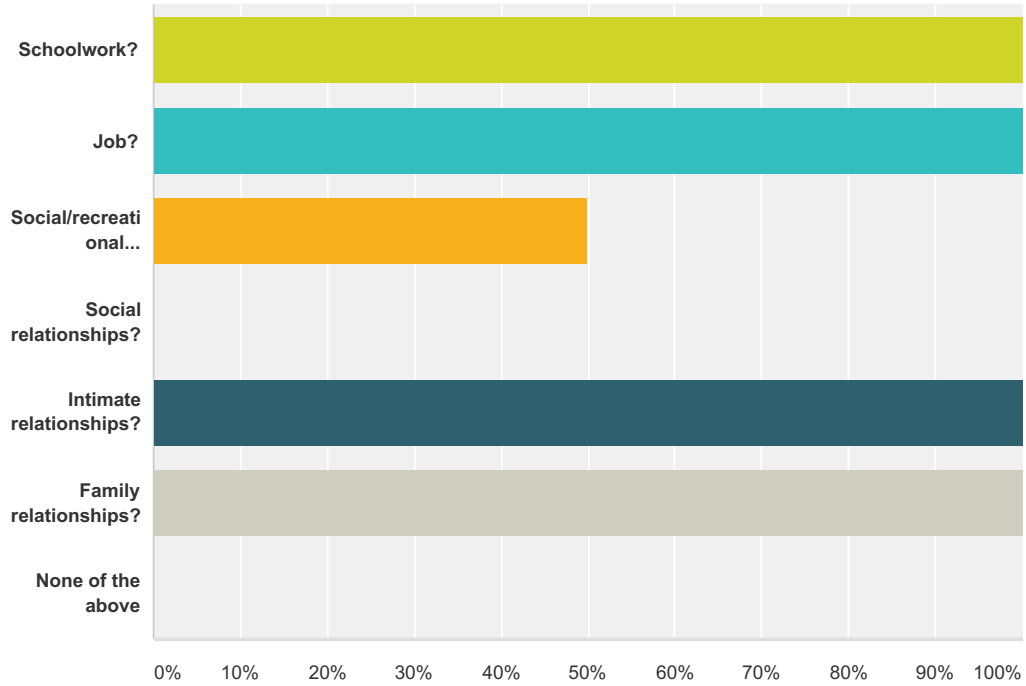
Answered: 2 Skipped: 82



Answer Choices	Responses
Yes	50.00% 1
No	50.00% 1
<b>Total</b>	<b>2</b>

**Q56 Did the incident have a negative impact on any of the following? Please check all that apply.**

Answered: 2 Skipped: 82

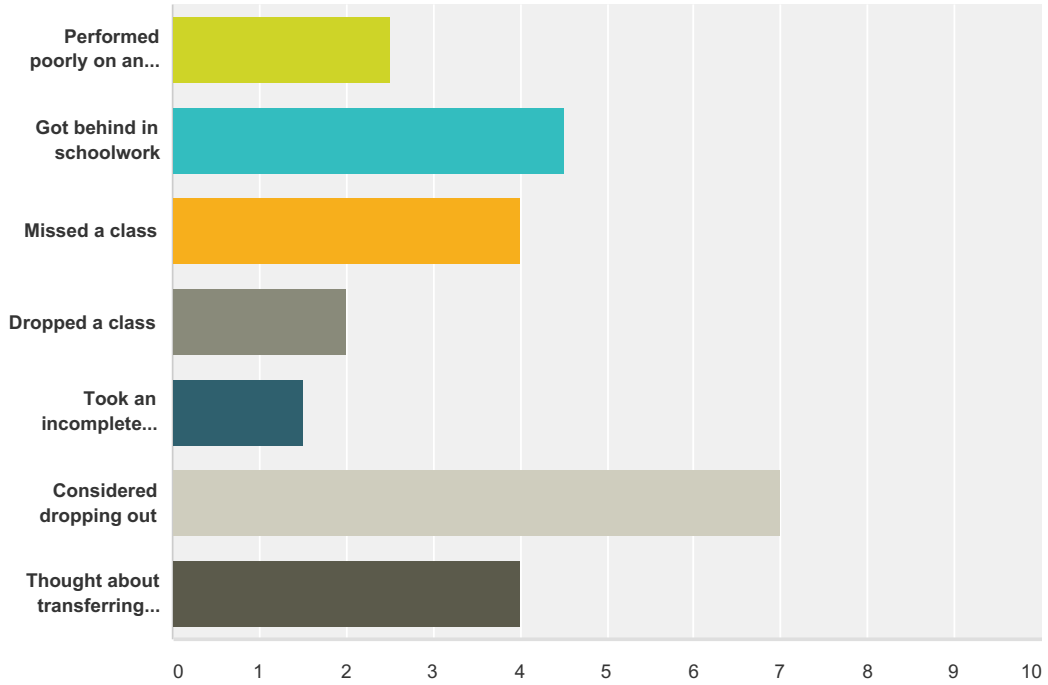


Answer Choices	Responses
Schoolwork?	100.00% 2
Job?	100.00% 2
Social/recreational activities?	50.00% 1
Social relationships?	0.00% 0
Intimate relationships?	100.00% 2
Family relationships?	100.00% 2
None of the above	0.00% 0
<b>Total Respondents: 2</b>	



**Q57 You indicated that the incident had a negative impact on your schoolwork. As a result of the incident, to what degree has the following happened to you?**

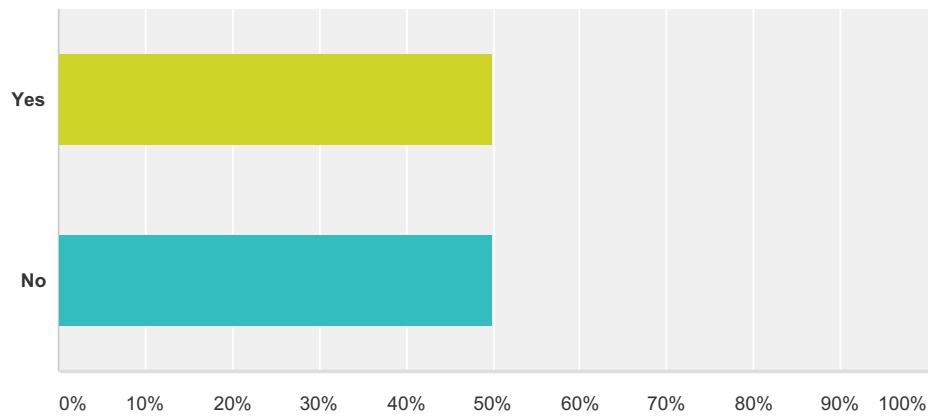
Answered: 2 Skipped: 82



	Never	Rarely	Occasionally	Sometimes	Frequently	Usually	Always	Total	Weighted Average
Performed poorly on an assignment	0.00% 0	50.00% 1	50.00% 1	0.00% 0	0.00% 0	0.00% 0	0.00% 0	2	2.50
Got behind in schoolwork	0.00% 0	0.00% 0	0.00% 0	50.00% 1	50.00% 1	0.00% 0	0.00% 0	2	4.50
Missed a class	0.00% 0	0.00% 0	50.00% 1	0.00% 0	50.00% 1	0.00% 0	0.00% 0	2	4.00
Dropped a class	0.00% 0	100.00% 2	0.00% 0	0.00% 0	0.00% 0	0.00% 0	0.00% 0	2	2.00
Took an incomplete course grade	50.00% 1	50.00% 1	0.00% 0	0.00% 0	0.00% 0	0.00% 0	0.00% 0	2	1.50
Considered dropping out	0.00% 0	0.00% 0	0.00% 0	0.00% 0	0.00% 0	0.00% 0	100.00% 2	2	7.00
Thought about transferring to a new school	50.00% 1	0.00% 0	0.00% 0	0.00% 0	0.00% 0	0.00% 0	50.00% 1	2	4.00

### Q58 Did you seek medical treatment for the incident?

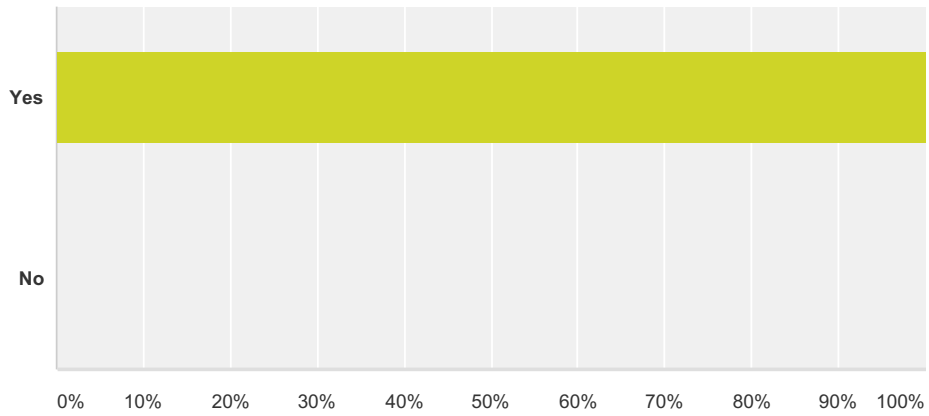
Answered: 2 Skipped: 82



Answer Choices	Responses
Yes	50.00% 1
No	50.00% 1
<b>Total</b>	<b>2</b>

### Q59 Did you seek counseling services as a result of the incident?

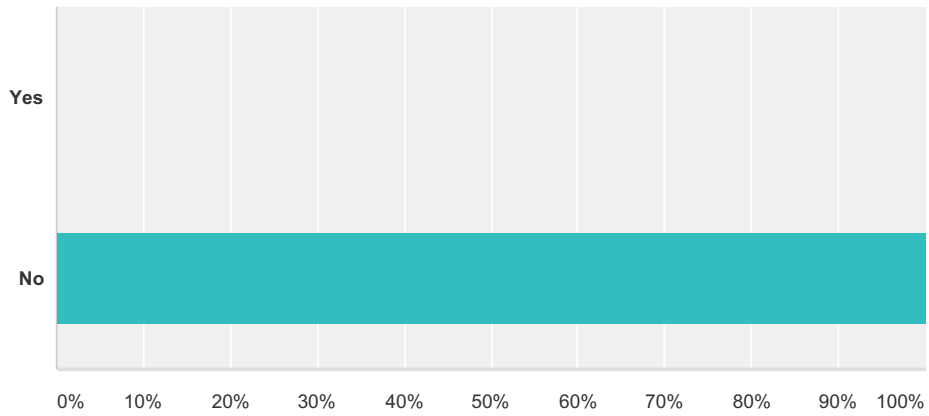
Answered: 2 Skipped: 82



Answer Choices	Responses	
Yes	100.00%	2
No	0.00%	0
<b>Total</b>		<b>2</b>

### Q60 Did you seek advocacy services as a result of the incident?

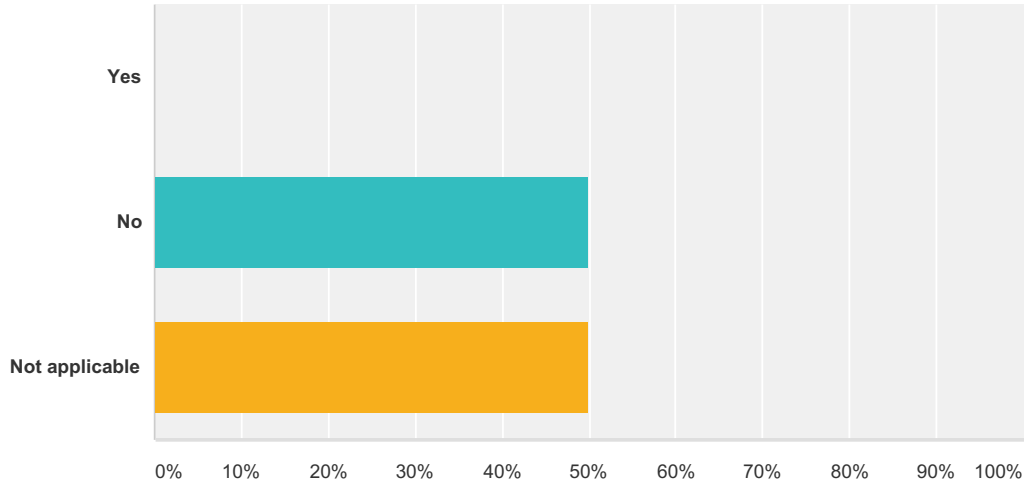
Answered: 2 Skipped: 82



Answer Choices	Responses	
Yes	0.00%	0
No	100.00%	2
<b>Total</b>		<b>2</b>

### Q61 Did you use the formal procedures available at your school to report the incident?

Answered: 2 Skipped: 82



Answer Choices	Responses
Yes	0.00% 0
No	50.00% 1
Not applicable	50.00% 1
<b>Total</b>	<b>2</b>

### Q62 Do you feel that you were treated fairly through your school's formal procedures?

Answered: 0 Skipped: 84

⚠ No matching responses.

Answer Choices	Responses
Yes, very	0.00% 0
Yes, somewhat	0.00% 0
No	0.00% 0
<b>Total</b>	<b>0</b>

### Q63 How do you feel your school's formal procedures helped you deal with the incident?

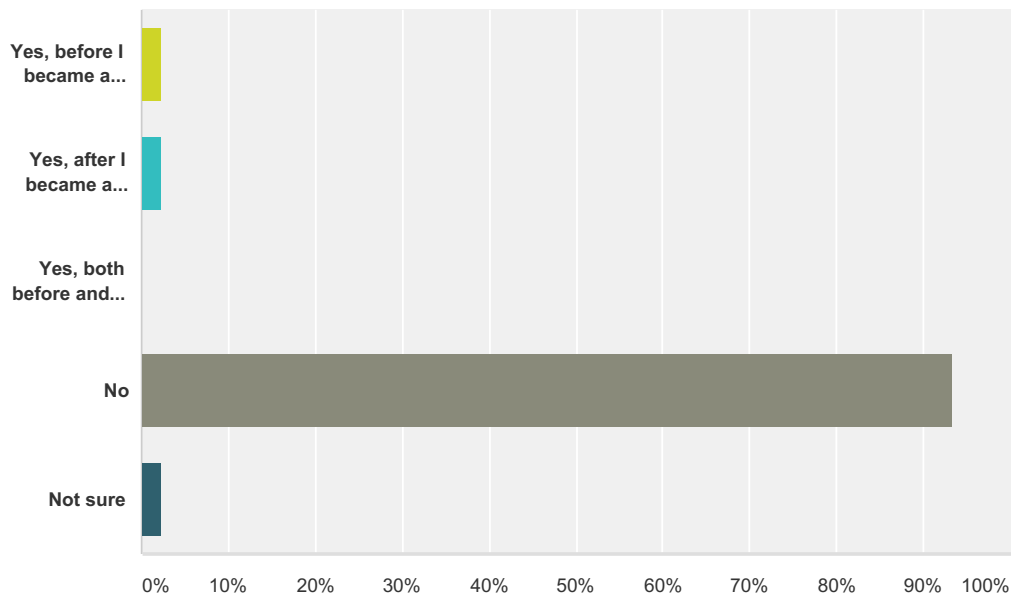
Answered: 0 Skipped: 84

⚠ No matching responses.

Answer Choices	Responses
Didn't help me at all	0.00% 0
Helped me a little	0.00% 0
Helped, but could've helped more	0.00% 0
Helped me a lot	0.00% 0
Completely solved the problem	0.00% 0
<b>Total</b>	<b>0</b>

**Q64 In the past, have you pressured or forced someone into sexual contact without that person's explicit consent (e.g., used physical force or threatened to physically harm them; manipulated them through lies, threats, or pressure; took sexual advantage of them when they were significantly impaired or incapacitated by drugs/alcohol)? Remember that your responses will remain confidential and will not be linked to your identity or reported.**

Answered: 45 Skipped: 39

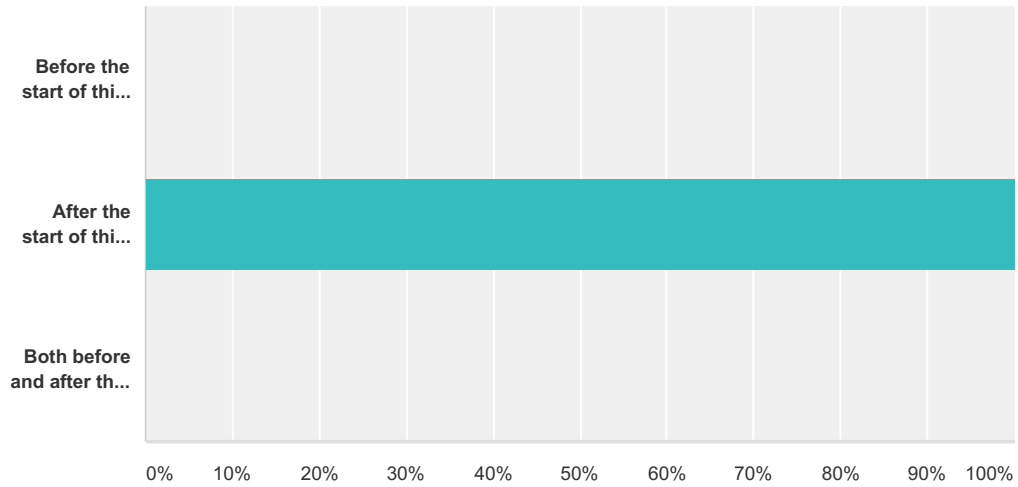


Answer Choices	Responses
Yes, before I became a student at this school	2.22% 1
Yes, after I became a student at this school	2.22% 1
Yes, both before and after I became a student at this school	0.00% 0
No	93.33% 42
Not sure	2.22% 1
<b>Total</b>	<b>45</b>



**Q65 You indicated that you pressured or forced someone into sexual contact without that person's explicit consent. When did this happen while you were a student at this school?**

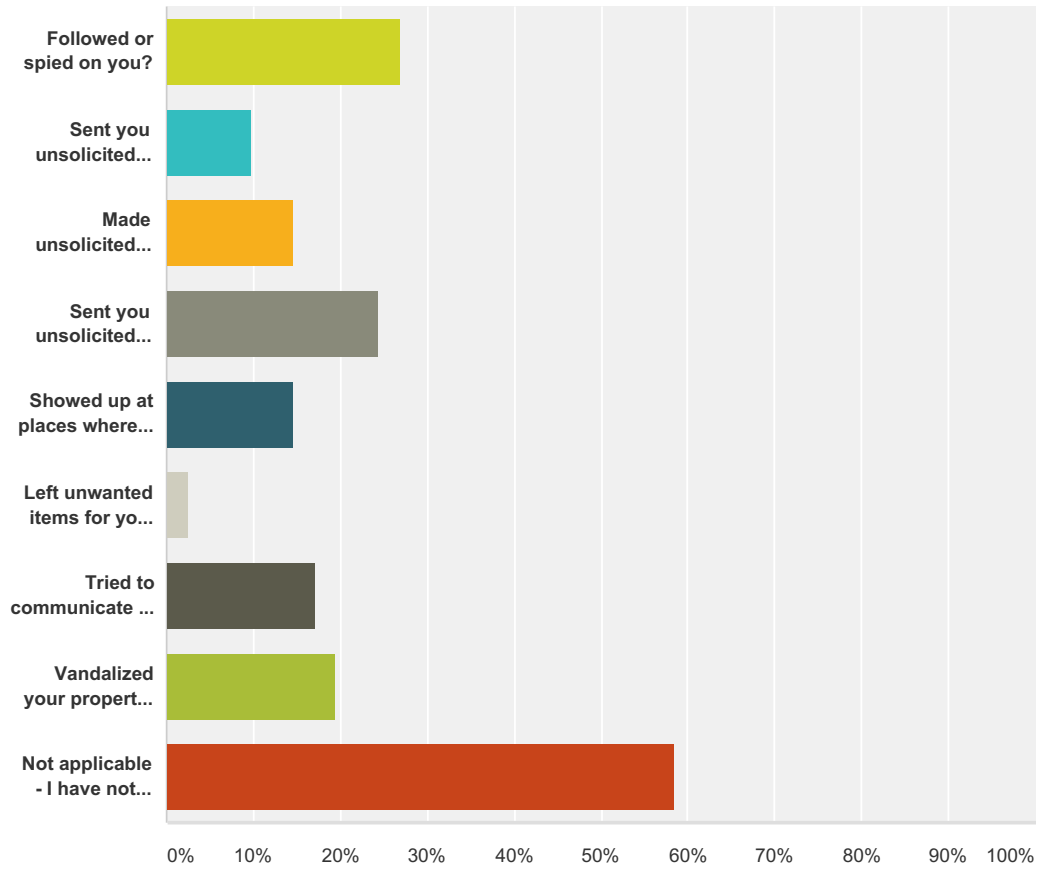
Answered: 1 Skipped: 83



Answer Choices	Responses
Before the start of this academic year	0.00% 0
After the start of this academic year	100.00% 1
Both before and after the start of this academic year	0.00% 0
<b>Total</b>	<b>1</b>

**Q66 Not including bill collectors, telephone solicitors, or other sales people, has anyone, of any gender, ever: (Please select all that apply, or "Not applicable")**

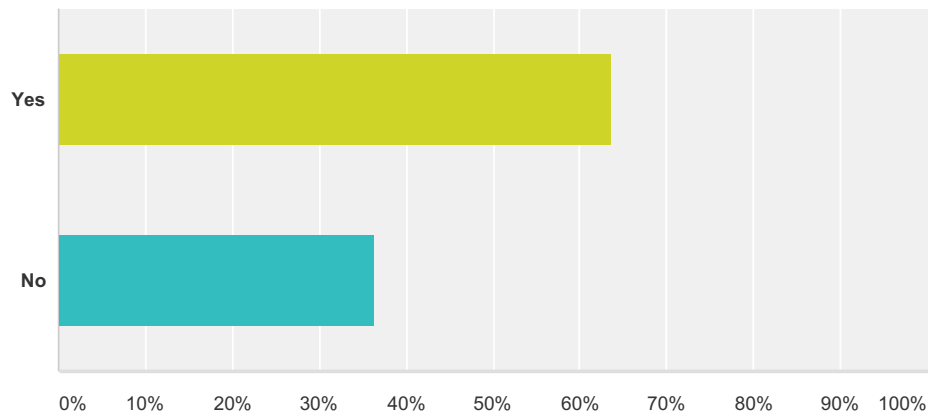
Answered: 41 Skipped: 43



Answer Choices	Responses
Followed or spied on you?	26.83% 11
Sent you unsolicited letters or written correspondence?	9.76% 4
Made unsolicited phone calls to you?	14.63% 6
Sent you unsolicited emails or text messages?	24.39% 10
Showed up at places where you were even though they had no business being there?	14.63% 6
Left unwanted items for you to find?	2.44% 1
Tried to communicate in other ways against your will?	17.07% 7
Vandalized your property or destroyed something you loved?	19.51% 8
Not applicable - I have not experienced any of these things	58.54% 24
<b>Total Respondents: 41</b>	

### Q67 Has anyone ever done any of these things to you on more than one occasion?

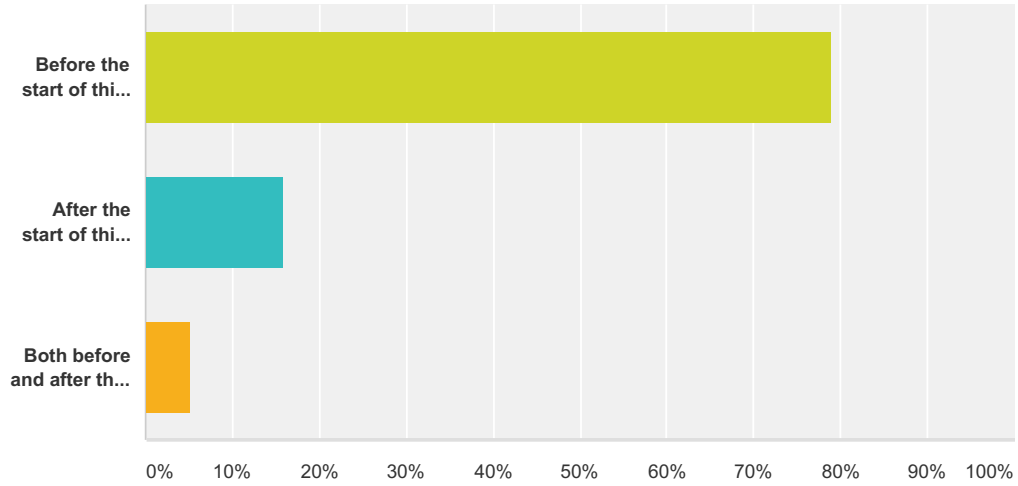
Answered: 22 Skipped: 62



Answer Choices	Responses	
Yes	63.64%	14
No	36.36%	8
<b>Total</b>		<b>22</b>

### Q68 When you were a student at this school, when did you experience these things?

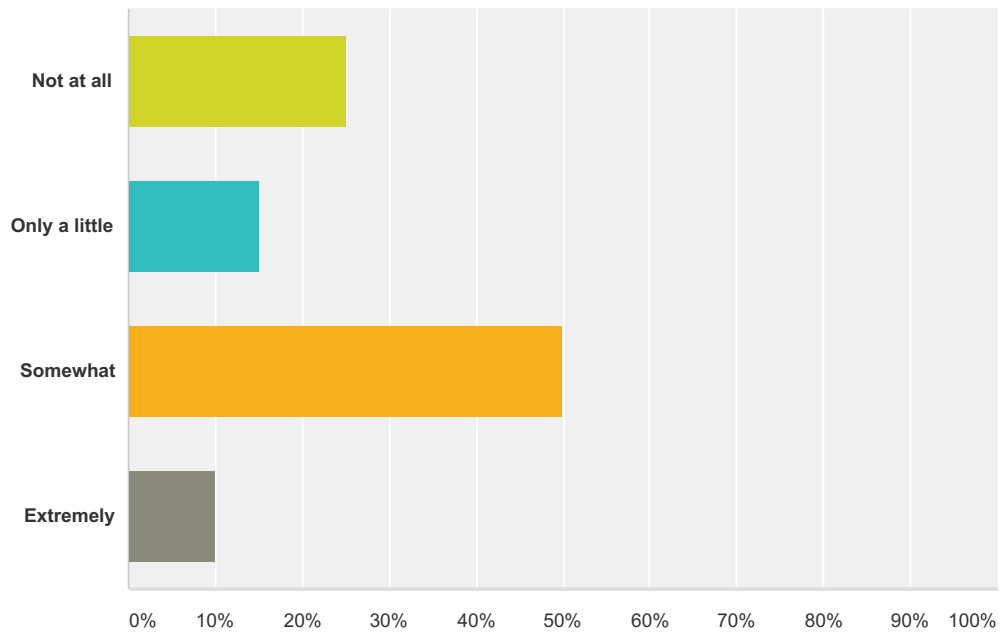
Answered: 19 Skipped: 65



Answer Choices	Responses
Before the start of this academic year	78.95% 15
After the start of this academic year	15.79% 3
Both before and after the start of this academic year	5.26% 1
<b>Total</b>	<b>19</b>

### Q69 How frightened were you by these things?

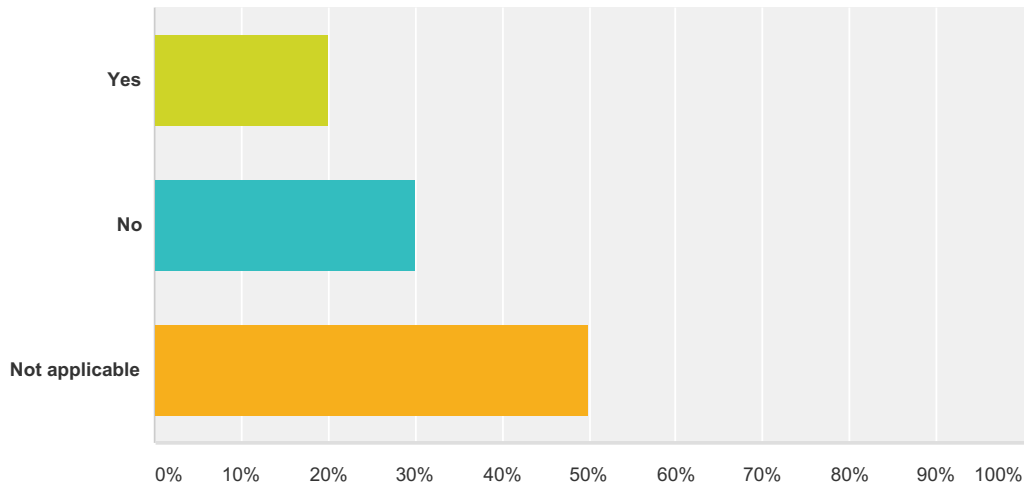
Answered: 20 Skipped: 64



Answer Choices	Responses
Not at all	25.00% 5
Only a little	15.00% 3
Somewhat	50.00% 10
Extremely	10.00% 2
<b>Total</b>	<b>20</b>

### Q70 Did you use the formal procedures available at your school to report the incident?

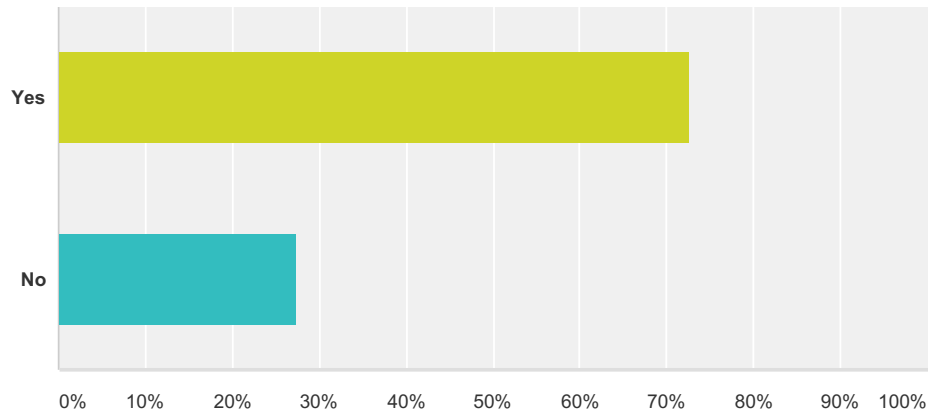
Answered: 20 Skipped: 64



Answer Choices	Responses	Count
Yes	20.00%	4
No	30.00%	6
Not applicable	50.00%	10
<b>Total</b>		<b>20</b>

**Q71 The following questions ask about behaviors that some students report have been used by their partners in current or previous relationships. These questions refer to all romantic or intimate relationships, from one-time hook-ups to ongoing dating. Have you been in a romantic or intimate relationship since you became a student at this school?**

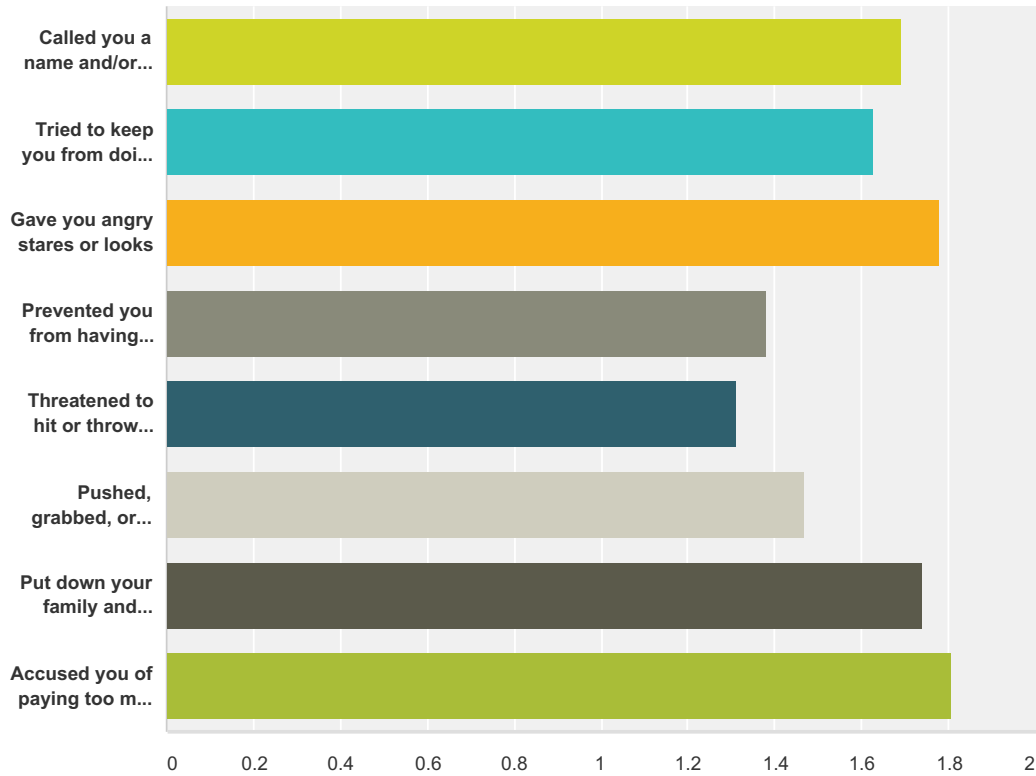
Answered: 44 Skipped: 40



Answer Choices	Responses	
Yes	72.73%	32
No	27.27%	12
<b>Total</b>		<b>44</b>

**Q72 Select a response for each of the items listed below to show your closest estimate of how often your partner has used any of the following behaviors in your current or previous relationship(s) since you became a student at this school:**

Answered: 32 Skipped: 52



	Never	Rarely	Occasionally	Frequently	Very Frequently	Total	Weighted Average
Called you a name and/or criticized you	56.25% 18	25.00% 8	15.63% 5	0.00% 0	3.13% 1	32	1.69
Tried to keep you from doing something you wanted to do (e.g., going out with friends, going to meetings)	65.63% 21	15.63% 5	12.50% 4	3.13% 1	3.13% 1	32	1.63
Gave you angry stares or looks	53.13% 17	25.00% 8	12.50% 4	9.38% 3	0.00% 0	32	1.78
Prevented you from having money for your own use	81.25% 26	6.25% 2	6.25% 2	6.25% 2	0.00% 0	32	1.38
Threatened to hit or throw something at you	87.50% 28	0.00% 0	9.38% 3	0.00% 0	3.13% 1	32	1.31
Pushed, grabbed, or shoved you	81.25% 26	3.13% 1	9.38% 3	0.00% 0	6.25% 2	32	1.47
Put down your family and friends	61.29% 19	22.58% 7	3.23% 1	6.45% 2	6.45% 2	31	1.74

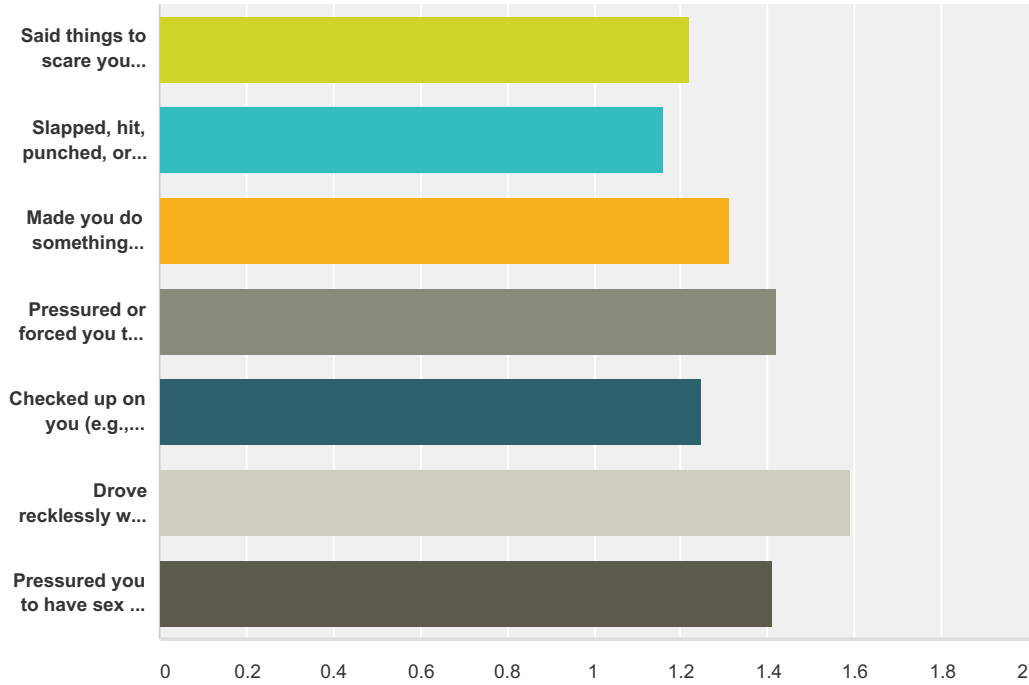


## Campus Climate Survey - South Louisiana Community College

Accused you of paying too much attention to someone or something else	<b>59.38%</b> 19	<b>15.63%</b> 5	<b>15.63%</b> 5	<b>3.13%</b> 1	<b>6.25%</b> 2	32	1.81
---	---------------------	--------------------	--------------------	-------------------	-------------------	----	------

**Q73 (Continued) Select a response for each of the items listed below to show your closest estimate of how often your partner has used any of the following behaviors in your current or previous relationship(s) since you became a student at this school:**

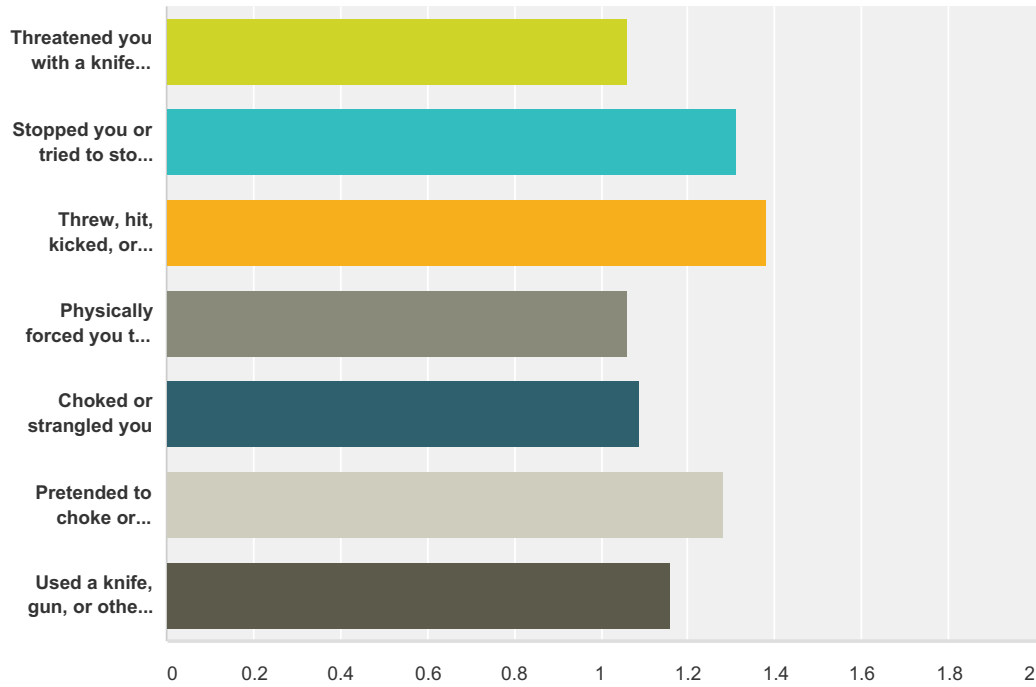
Answered: 32 Skipped: 52



	Never	Rarely	Occasionally	Frequently	Very Frequently	Total	Weighted Average
Said things to scare you (e.g., told you something "bad" would happen, threatened to commit suicide)	87.50% 28	6.25% 2	3.13% 1	3.13% 1	0.00% 0	32	1.22
Slapped, hit, punched, or kicked you	90.63% 29	6.25% 2	0.00% 0	3.13% 1	0.00% 0	32	1.16
Made you do something humiliating or degrading (e.g., begging for forgiveness, having to ask permission to do something you want to do)	81.25% 26	12.50% 4	3.13% 1	0.00% 0	3.13% 1	32	1.31
Pressured or forced you to sext or take naked photos	77.42% 24	9.68% 3	9.68% 3	0.00% 0	3.23% 1	31	1.42
Checked up on you (e.g., listened to your phone calls, checked the mileage on your car, called you repeatedly during class)	84.38% 27	9.38% 3	3.13% 1	3.13% 1	0.00% 0	32	1.25
Drove recklessly when you were in the car	75.00% 24	9.38% 3	6.25% 2	0.00% 0	9.38% 3	32	1.59
Pressured you to have sex in a way that you didn't like or want	78.13% 25	6.25% 2	12.50% 4	3.13% 1	0.00% 0	32	1.41

**Q74 (Continued) Select a response for each of the items listed below to show your closest estimate of how often your partner has used any of the following behaviors in your current or previous relationship(s) since you became a student at this school:**

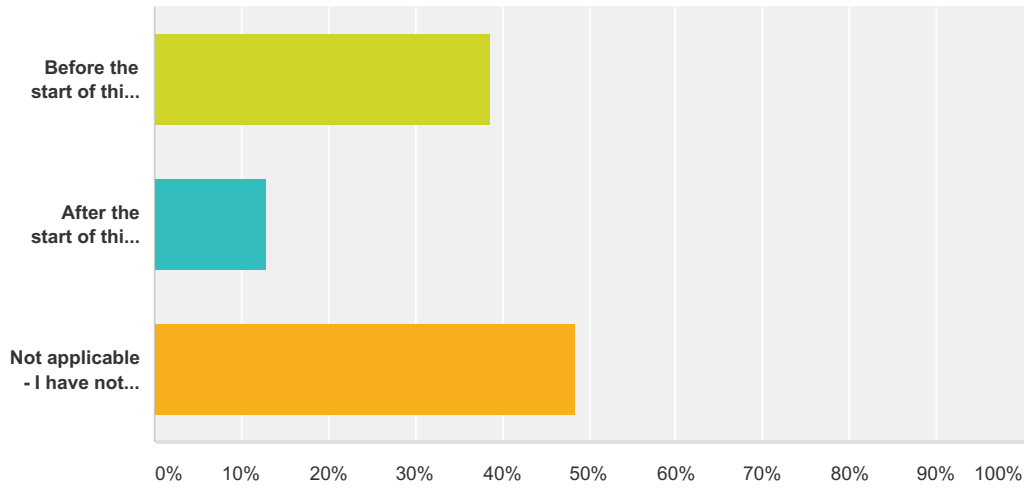
Answered: 32 Skipped: 52



	Never	Rarely	Occassionally	Frequently	Very Frequently	Total	Weighted Average
Threatened you with a knife, gun, or other weapon	93.75% 30	6.25% 2	0.00% 0	0.00% 0	0.00% 0	32	1.06
Stopped you or tried to stop you from going to work or school	84.38% 27	3.13% 1	9.38% 3	3.13% 1	0.00% 0	32	1.31
Threw, hit, kicked, or smashed something	84.38% 27	3.13% 1	6.25% 2	3.13% 1	3.13% 1	32	1.38
Physically forced you to have sex	96.77% 30	0.00% 0	3.23% 1	0.00% 0	0.00% 0	31	1.06
Choked or strangled you	93.75% 30	3.13% 1	3.13% 1	0.00% 0	0.00% 0	32	1.09
Pretended to choke or strangle you	78.13% 25	15.63% 5	6.25% 2	0.00% 0	0.00% 0	32	1.28
Used a knife, gun, or other weapon against you	90.63% 29	3.13% 1	6.25% 2	0.00% 0	0.00% 0	32	1.16

### Q75 When did the incident occur?

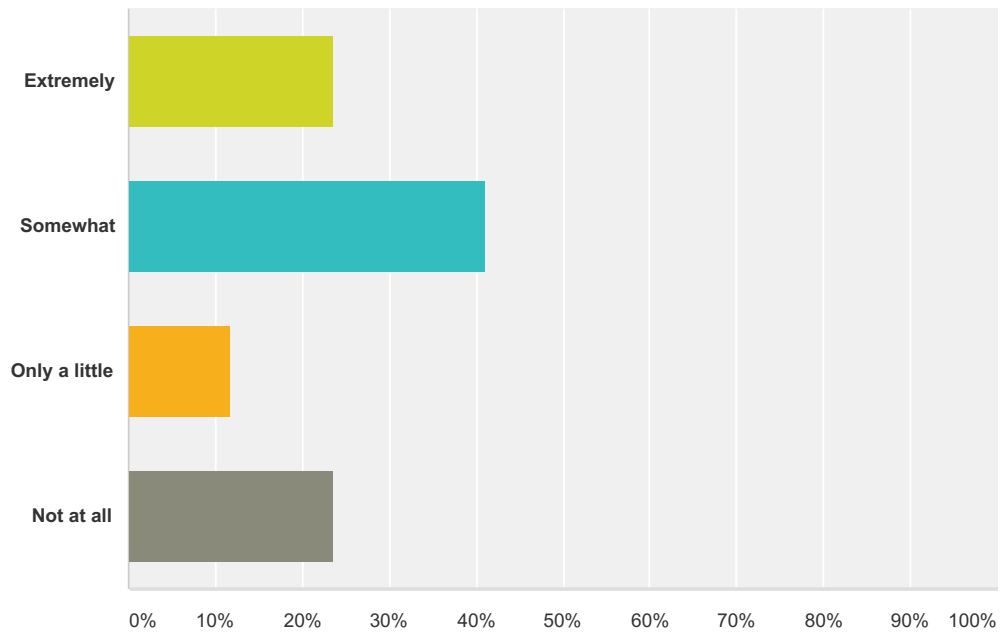
Answered: 31 Skipped: 53



Answer Choices	Responses
Before the start of this academic year	38.71% 12
After the start of this academic year	12.90% 4
Not applicable - I have not experienced any of the previously listed behaviors	48.39% 15
<b>Total</b>	<b>31</b>

### Q76 How frightened were you by the incident?

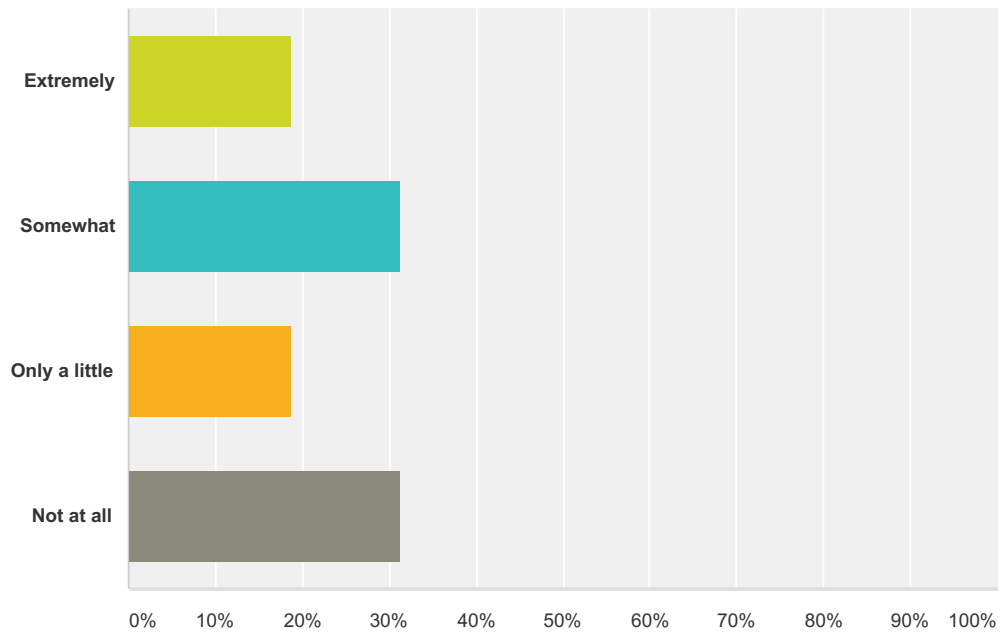
Answered: 17 Skipped: 67



Answer Choices	Responses
Extremely	23.53% 4
Somewhat	41.18% 7
Only a little	11.76% 2
Not at all	23.53% 4
<b>Total</b>	<b>17</b>

### Q77 How concerned were you about your safety during the incident?

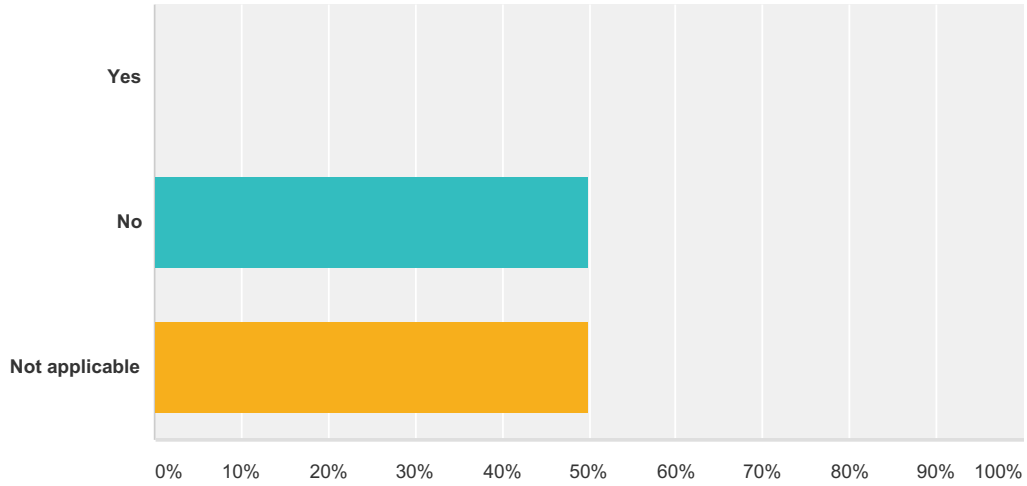
Answered: 16 Skipped: 68



Answer Choices	Responses
Extremely	18.75% 3
Somewhat	31.25% 5
Only a little	18.75% 3
Not at all	31.25% 5
<b>Total</b>	<b>16</b>

### Q78 Did you use the formal procedures available at your school to report the incident?

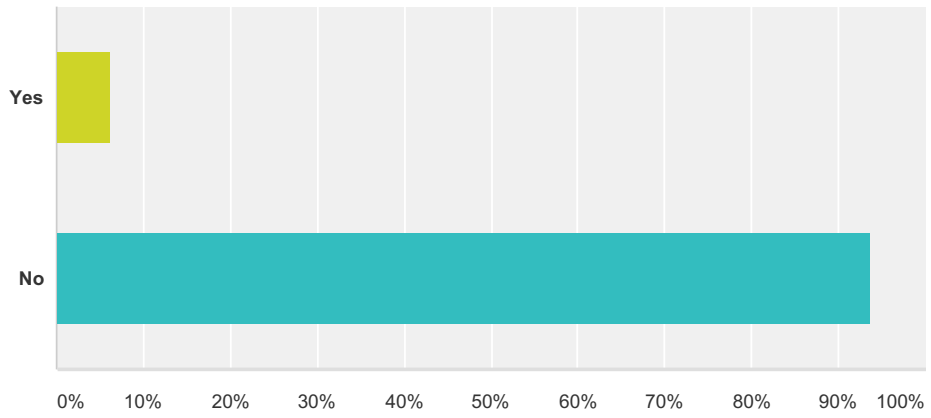
Answered: 16 Skipped: 68



Answer Choices	Responses
Yes	0.00% 0
No	50.00% 8
Not applicable	50.00% 8
<b>Total</b>	<b>16</b>

### Q79 Did you seek support services or contact a hotline after the incident?

Answered: 16 Skipped: 68

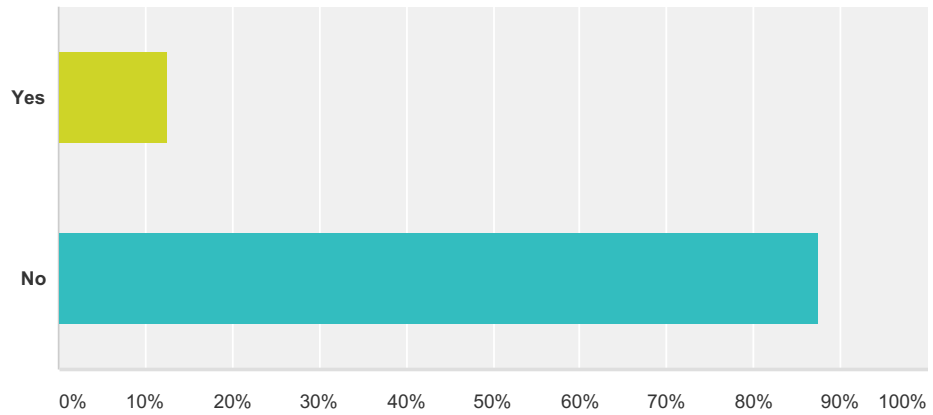


Answer Choices	Responses	
Yes	6.25%	1
No	93.75%	15
<b>Total</b>		<b>16</b>



### Q80 Were you injured in the incident?

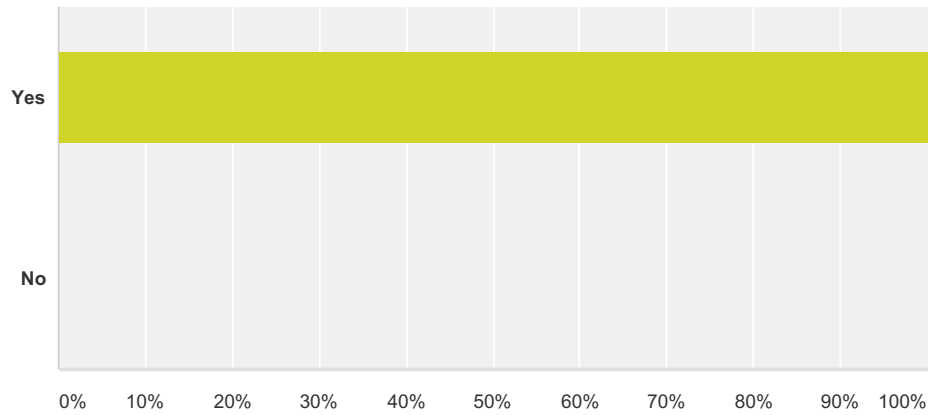
Answered: 16 Skipped: 68



Answer Choices	Responses
Yes	12.50% 2
No	87.50% 14
<b>Total</b>	<b>16</b>

### Q81 Did you seek medical attention?

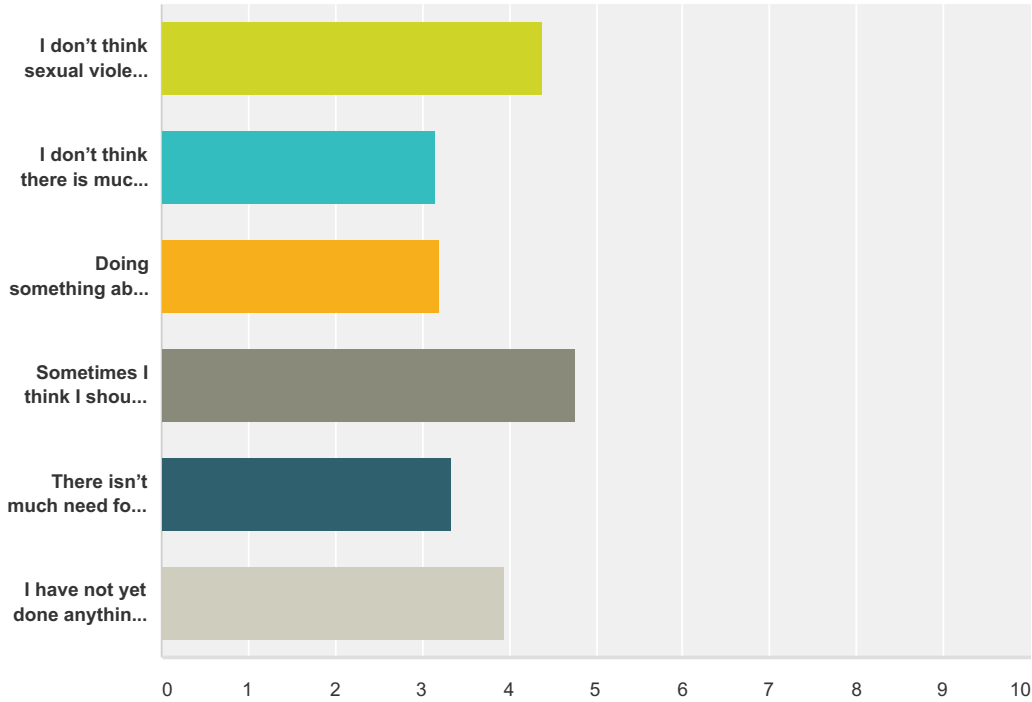
Answered: 2 Skipped: 82



Answer Choices	Responses
Yes	100.00% 2
No	0.00% 0
<b>Total</b>	<b>2</b>

**Q82 Please read the following statements regarding sexual violence and select the response that indicates how true each is for you.**

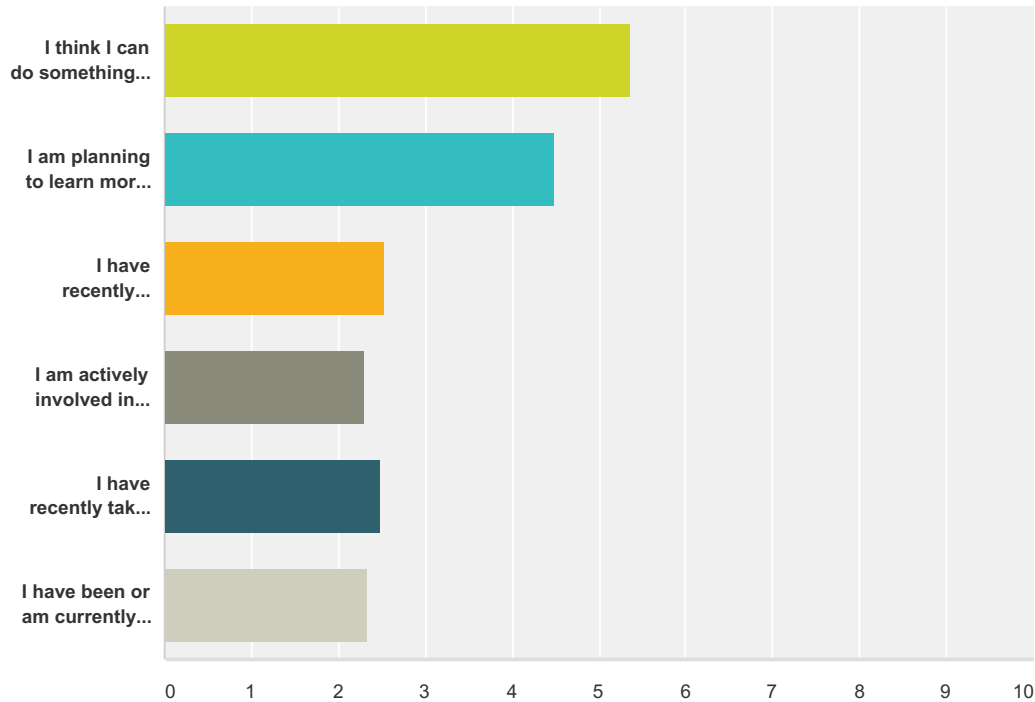
Answered: 44 Skipped: 40



	Strongly Disagree	Disagree	Somewhat Disagree	Neither Disagree Nor Agree	Somewhat Agree	Agree	Strongly Agree	Total	Weighted Average
I don't think sexual violence is a problem at my school.	4.55% 2	15.91% 7	9.09% 4	27.27% 12	6.82% 3	22.73% 10	13.64% 6	44	4.39
I don't think there is much I can do about sexual violence at my school.	16.28% 7	23.26% 10	20.93% 9	20.93% 9	6.98% 3	9.30% 4	2.33% 1	43	3.16
Doing something about sexual violence is solely the job of campus administrators.	25.58% 11	27.91% 12	2.33% 1	16.28% 7	11.63% 5	6.98% 3	9.30% 4	43	3.19
Sometimes I think I should learn more about sexual violence.	2.33% 1	4.65% 2	4.65% 2	37.21% 16	16.28% 7	23.26% 10	11.63% 5	43	4.77
There isn't much need for me to think about sexual violence at my school.	9.30% 4	32.56% 14	11.63% 5	23.26% 10	11.63% 5	6.98% 3	4.65% 2	43	3.35
I have not yet done anything to learn more about sexual violence.	16.28% 7	11.63% 5	6.98% 3	32.56% 14	4.65% 2	13.95% 6	13.95% 6	43	3.95

**Q83 Please read the following statements regarding sexual violence and select the response that indicates how true each is for you.**

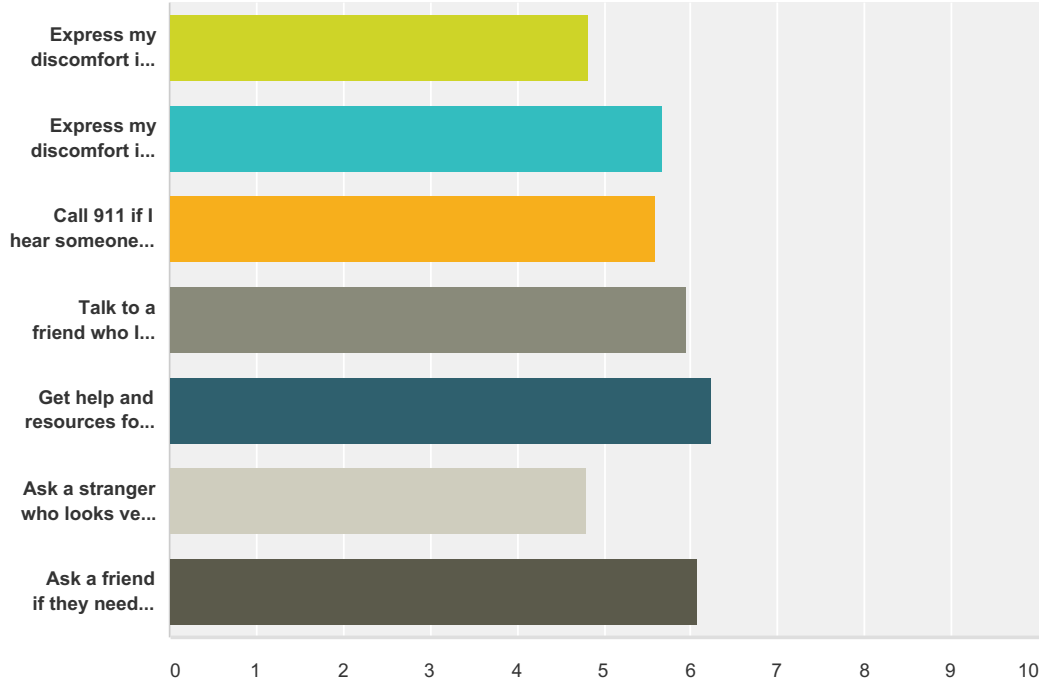
Answered: 43 Skipped: 41



	Strongly Disagree	Disagree	Somewhat Disagree	Neither Disagree Nor Agree	Somewhat Agree	Agree	Strongly Agree	Total	Weighted Average
I think I can do something about sexual violence.	2.33% 1	4.65% 2	2.33% 1	11.63% 5	25.58% 11	30.23% 13	23.26% 10	43	5.37
I am planning to learn more about the problem of sexual violence at my school.	2.33% 1	11.63% 5	2.33% 1	37.21% 16	20.93% 9	16.28% 7	9.30% 4	43	4.49
I have recently attended a program about sexual violence.	35.71% 15	33.33% 14	2.38% 1	14.29% 6	7.14% 3	0.00% 0	7.14% 3	42	2.52
I am actively involved in projects to deal with sexual violence at my school.	38.10% 16	38.10% 16	2.38% 1	9.52% 4	4.76% 2	4.76% 2	2.38% 1	42	2.29
I have recently taken part in activities or volunteered my time on projects focused on ending sexual violence at my school.	33.33% 14	38.10% 16	4.76% 2	9.52% 4	7.14% 3	0.00% 0	7.14% 3	42	2.48
I have been or am currently involved in ongoing efforts to end sexual violence at my school.	30.95% 13	47.62% 20	0.00% 0	9.52% 4	7.14% 3	0.00% 0	4.76% 2	42	2.33

**Q84 Please read each of the following items and indicate how confident you are that you could engage in the described behavior.**

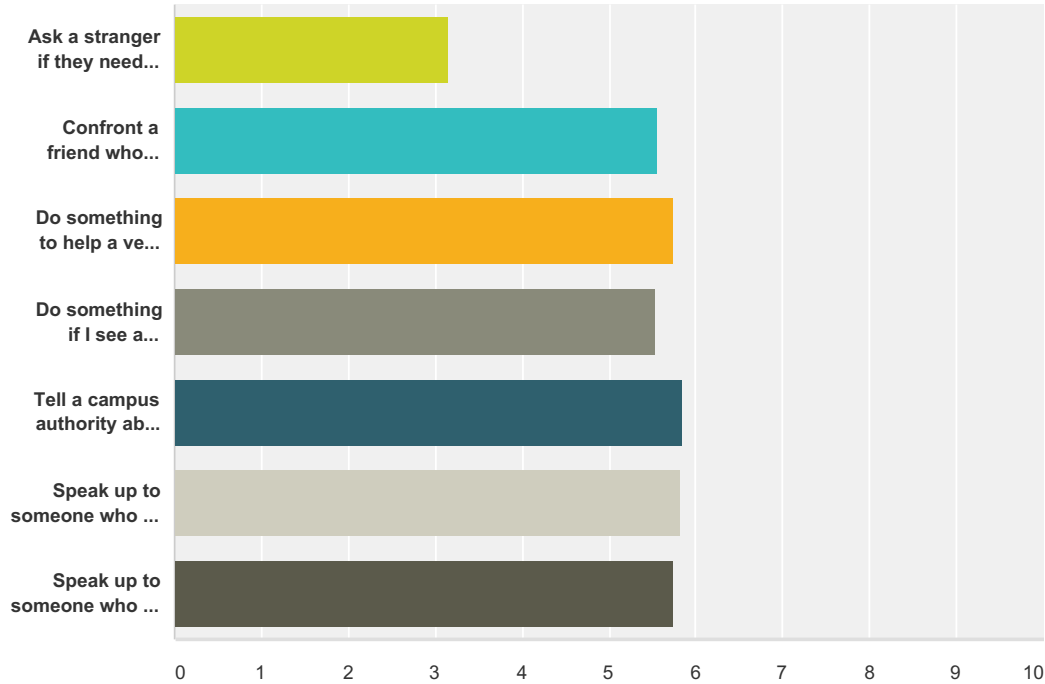
Answered: 40 Skipped: 44



	Not at all Confident	2	3	Somewhat Confident	5	6	Completely Confident	Total	Weighted Average
Express my discomfort if someone makes a joke about someone's body.	12.82% 5	12.82% 5	5.13% 2	12.82% 5	0.00% 0	17.95% 7	38.46% 15	39	4.82
Express my discomfort if someone says that rape victims are to blame for being raped.	12.50% 5	5.00% 2	2.50% 1	5.00% 2	0.00% 0	7.50% 3	67.50% 27	40	5.67
Call 911 if I hear someone yelling "help."	5.00% 2	5.00% 2	0.00% 0	10.00% 4	25.00% 10	5.00% 2	50.00% 20	40	5.60
Talk to a friend who I suspect is in an abusive relationship.	5.00% 2	0.00% 0	0.00% 0	10.00% 4	10.00% 4	25.00% 10	50.00% 20	40	5.95
Get help and resources for a friend who tells me they have been raped.	5.00% 2	0.00% 0	0.00% 0	5.00% 2	5.00% 2	20.00% 8	65.00% 26	40	6.25
Ask a stranger who looks very upset if they are okay or need help.	10.00% 4	10.00% 4	7.50% 3	15.00% 6	10.00% 4	15.00% 6	32.50% 13	40	4.80
Ask a friend if they need to be walked home.	5.00% 2	0.00% 0	2.50% 1	5.00% 2	10.00% 4	17.50% 7	60.00% 24	40	6.08

**Q85 Please read each of the following items and indicate how confident you are that you could engage in the described behavior.**

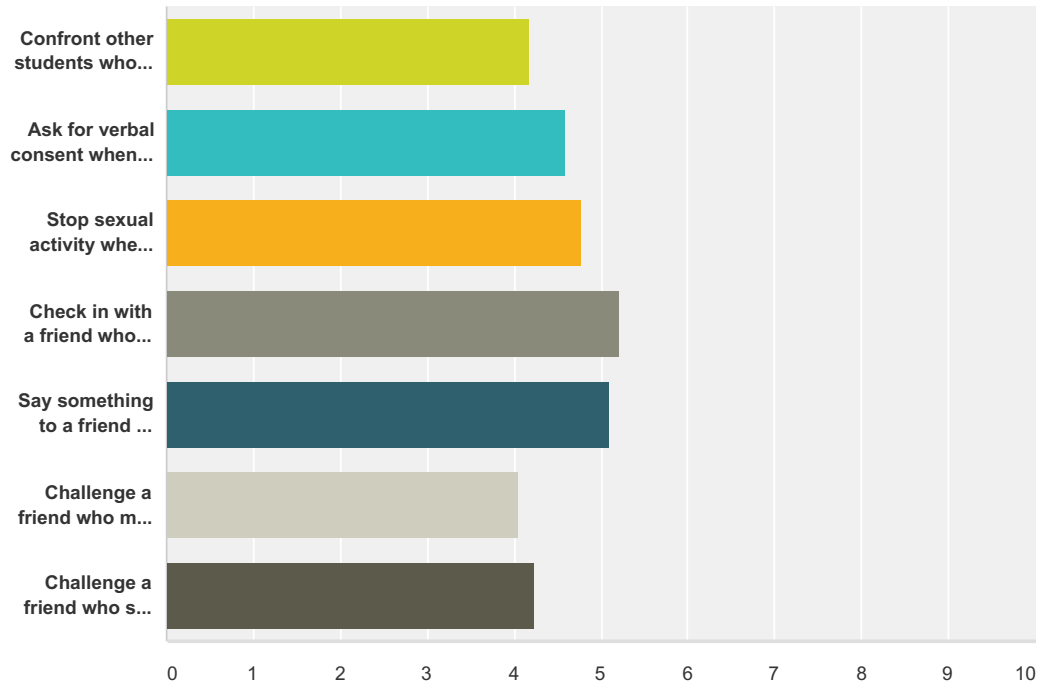
Answered: 40 Skipped: 44



	Not at all Confident	2	3	Somewhat Confident	5	6	Completely Confident	Total	Weighted Average
Ask a stranger if they need to be walked home.	30.00% 12	17.50% 7	5.00% 2	27.50% 11	5.00% 2	5.00% 2	10.00% 4	40	3.15
Confront a friend who tells me that they had sex with someone who had passed out or didn't give consent.	10.00% 4	2.50% 1	0.00% 0	15.00% 6	7.50% 3	12.50% 5	52.50% 21	40	5.55
Do something to help a very drunk person who is being brought to a bedroom by a group of people.	0.00% 0	7.50% 3	2.50% 1	15.00% 6	7.50% 3	17.50% 7	50.00% 20	40	5.75
Do something if I see a woman surrounded by a group of men who looks very uncomfortable.	5.00% 2	0.00% 0	0.00% 0	30.00% 12	7.50% 3	12.50% 5	45.00% 18	40	5.53
Tell a campus authority about information I have that might help in a sexual assault case even if pressured by my peers to stay silent.	5.00% 2	0.00% 0	5.00% 2	7.50% 3	12.50% 5	17.50% 7	52.50% 21	40	5.85
Speak up to someone who is minimizing or making attempts to excuse having forced someone to have sex with them.	5.13% 2	2.56% 1	0.00% 0	12.82% 5	5.13% 2	25.64% 10	48.72% 19	39	5.82
Speak up to someone who is minimizing or making attempts to excuse having had sex with someone who was unable to give consent.	7.50% 3	2.50% 1	0.00% 0	10.00% 4	2.50% 1	32.50% 13	45.00% 18	40	5.75

**Q86 For the next few questions, based on behavior you have observed, how likely do you think most students at your school would be willing to:**

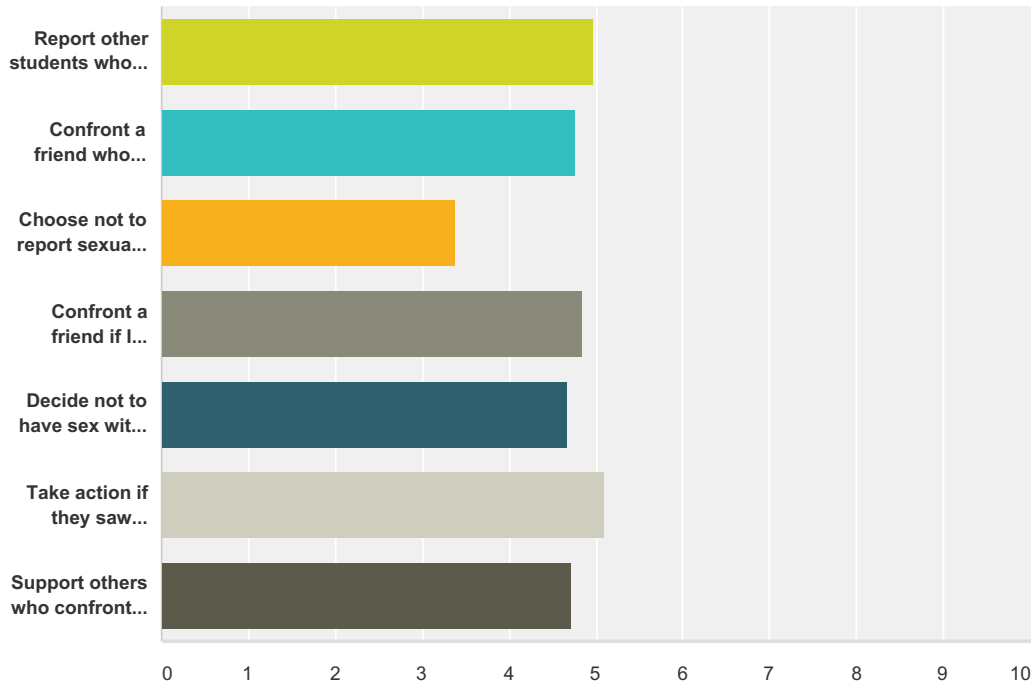
Answered: 39 Skipped: 45



	Not at all Likely	2	3	Somewhat Likely	5	6	Very Likely	Total	Weighted Average
Confront other students who make inappropriate or negative sexual comments/gestures about a person.	12.82% 5	5.13% 2	12.82% 5	38.46% 15	0.00% 0	12.82% 5	17.95% 7	39	4.18
Ask for verbal consent when they are intimate with their partner, even if they are in a long-term relationship.	10.26% 4	5.13% 2	7.69% 3	28.21% 11	15.38% 6	7.69% 3	25.64% 10	39	4.59
Stop sexual activity when asked to, even if they are already sexually aroused.	5.13% 2	5.13% 2	7.69% 3	30.77% 12	12.82% 5	15.38% 6	23.08% 9	39	4.79
Check in with a friend who looks drunk when they go to a room with someone else at a party.	5.26% 2	2.63% 1	2.63% 1	26.32% 10	15.79% 6	13.16% 5	34.21% 13	38	5.21
Say something to a friend who is taking a drunk person back to their room at a party.	2.56% 1	0.00% 0	15.38% 6	23.08% 9	15.38% 6	12.82% 5	30.77% 12	39	5.10
Challenge a friend who made a sexist statement/joke.	17.95% 7	2.56% 1	10.26% 4	33.33% 13	10.26% 4	12.82% 5	12.82% 5	39	4.05
Challenge a friend who said something offensive about people who are lesbian, gay, bisexual, or transgender.	20.51% 8	5.13% 2	7.69% 3	23.08% 9	7.69% 3	12.82% 5	23.08% 9	39	4.23

**Q87 For the next few questions, based on behavior you have observed, how likely do you think most students at your school would be willing to:**

Answered: 39 Skipped: 45

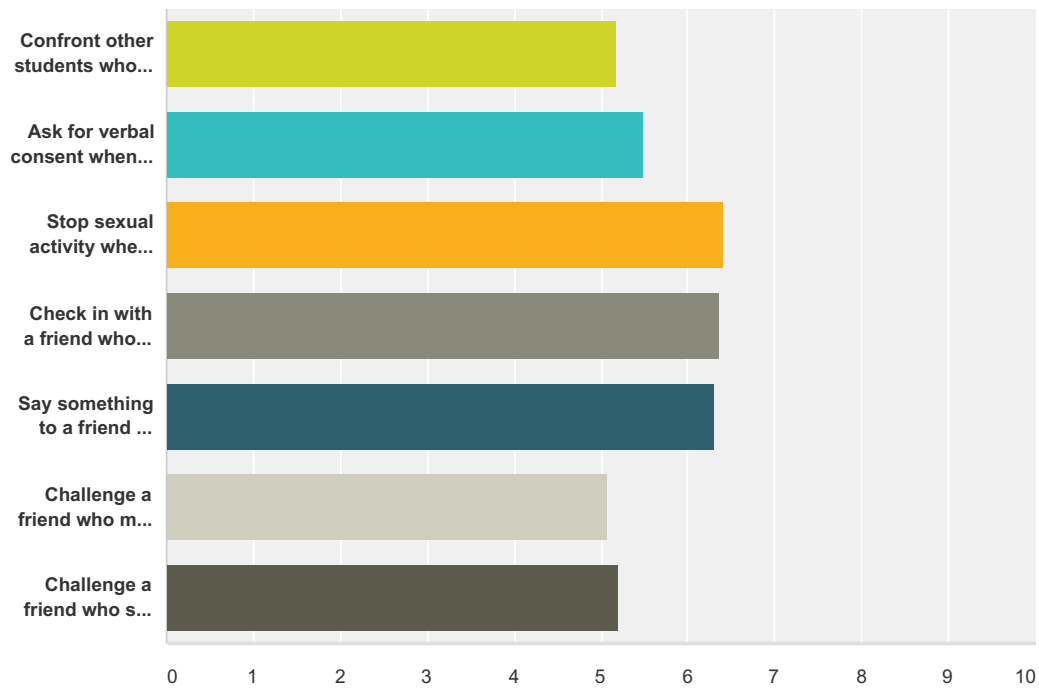


	Not at all Likely	2	3	Somewhat Likely	5	6	Very Likely	Total	Weighted Average
Report other students who use force or pressure to engage in sexual contact.	7.69% 3	0.00% 0	2.56% 1	35.90% 14	12.82% 5	12.82% 5	28.21% 11	39	4.97
Confront a friend who plans to give someone alcohol to get sex.	10.26% 4	0.00% 0	10.26% 4	30.77% 12	7.69% 3	12.82% 5	28.21% 11	39	4.77
Choose not to report sexual assault out of concern they or others will be punished for infractions such as underage drinking.	33.33% 13	5.13% 2	7.69% 3	28.21% 11	7.69% 3	5.13% 2	12.82% 5	39	3.38
Confront a friend if I hear rumors that they forced sex on someone.	7.69% 3	2.56% 1	5.13% 2	33.33% 13	12.82% 5	10.26% 4	28.21% 11	39	4.85
Decide not to have sex with a partner if they are drunk.	7.69% 3	5.13% 2	15.38% 6	25.64% 10	5.13% 2	12.82% 5	28.21% 11	39	4.67
Take action if they saw someone trying to take advantage of another person sexually.	5.13% 2	0.00% 0	5.13% 2	33.33% 13	12.82% 5	12.82% 5	30.77% 12	39	5.10
Support others who confront harmful or problematic behavior.	10.26% 4	5.13% 2	5.13% 2	28.21% 11	7.69% 3	20.51% 8	23.08% 9	39	4.72



### Q88 Please indicate how likely you are to engage in each of the following behaviors:

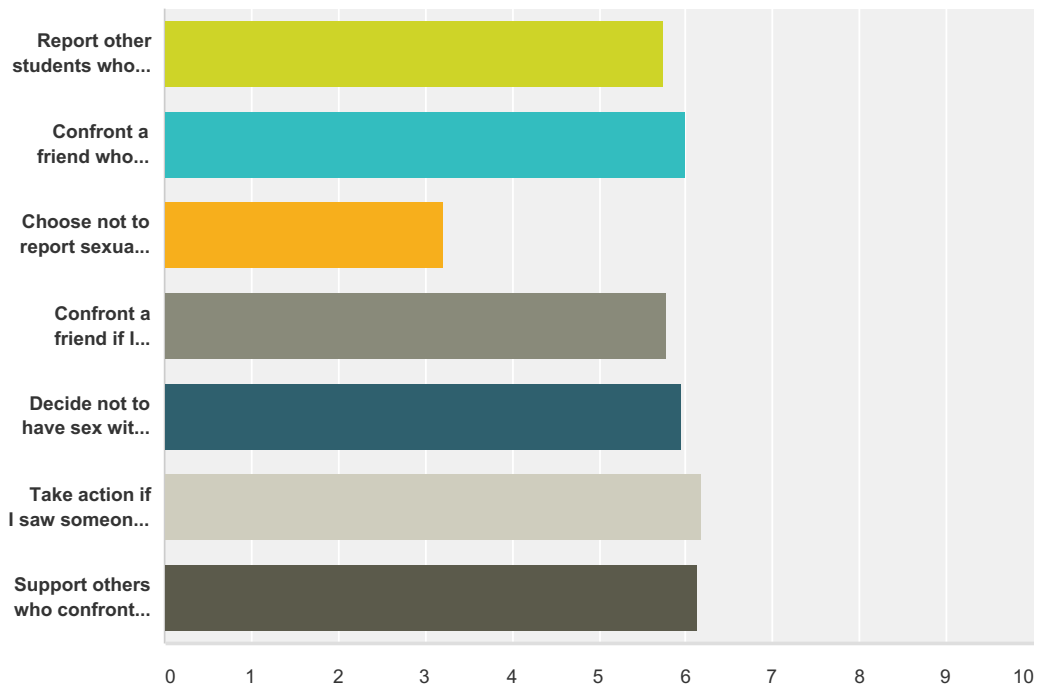
Answered: 36 Skipped: 48



	Not at all Likely	2	3	Somewhat Likely	5	6	Very Likely	Total	Weighted Average
Confront other students who make inappropriate or negative sexual comments/gestures about a person.	5.56% 2	5.56% 2	5.56% 2	13.89% 5	25.00% 9	8.33% 3	36.11% 13	36	5.17
Ask for verbal consent when I am intimate with my partner, even if we are in a long-term relationship.	8.33% 3	2.78% 1	5.56% 2	11.11% 4	13.89% 5	2.78% 1	55.56% 20	36	5.50
Stop sexual activity when asked to, even if I am already sexually aroused.	2.86% 1	0.00% 0	2.86% 1	2.86% 1	8.57% 3	5.71% 2	77.14% 27	35	6.40
Check in with a friend who looks drunk when they go to a room with someone else at a party.	0.00% 0	0.00% 0	0.00% 0	5.56% 2	13.89% 5	19.44% 7	61.11% 22	36	6.36
Say something to a friend who is taking a drunk person back to their room at a party.	0.00% 0	0.00% 0	0.00% 0	5.56% 2	16.67% 6	19.44% 7	58.33% 21	36	6.31
Challenge a friend who made a sexist statement/joke.	13.89% 5	0.00% 0	5.56% 2	11.11% 4	19.44% 7	13.89% 5	36.11% 13	36	5.08
Challenge a friend who said something offensive about people who are lesbian, gay, bisexual, or transgender.	13.89% 5	2.78% 1	0.00% 0	11.11% 4	19.44% 7	11.11% 4	41.67% 15	36	5.19

### Q89 Please indicate how likely you are to engage in each of the following behaviors:

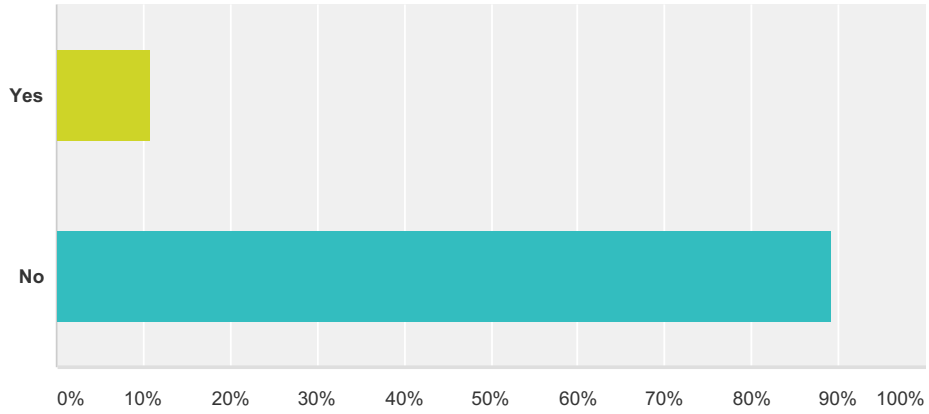
Answered: 36 Skipped: 48



	Not at all Likely	2	3	Somewhat Likely	5	6	Very Likely	Total	Weighted Average
Report other students who use force or pressure to engage in sexual contact.	0.00% 0	5.56% 2	0.00% 0	11.11% 4	22.22% 8	19.44% 7	41.67% 15	36	5.75
Confront a friend who plans to give someone alcohol to get sex.	5.56% 2	0.00% 0	0.00% 0	8.33% 3	11.11% 4	19.44% 7	55.56% 20	36	6.00
Choose not to report sexual assault out of concern others or I will be punished for infractions such as underage drinking.	33.33% 12	25.00% 9	5.56% 2	2.78% 1	8.33% 3	5.56% 2	19.44% 7	36	3.22
Confront a friend if I hear rumors that they forced sex on someone.	5.56% 2	2.78% 1	0.00% 0	5.56% 2	16.67% 6	25.00% 9	44.44% 16	36	5.78
Decide not to have sex with a partner if they are drunk.	5.56% 2	0.00% 0	5.56% 2	2.78% 1	13.89% 5	13.89% 5	58.33% 21	36	5.94
Take action if I saw someone trying to take advantage of another person sexually.	2.78% 1	0.00% 0	0.00% 0	2.78% 1	19.44% 7	19.44% 7	55.56% 20	36	6.17
Support others who confront harmful or problematic behavior.	2.78% 1	0.00% 0	2.78% 1	5.56% 2	11.11% 4	19.44% 7	58.33% 21	36	6.14

**Q90 Since the start of this academic year, I have had a friend or acquaintance tell me that they were the victim of an unwanted sexual experience.**

Answered: 37 Skipped: 47



Answer Choices	Responses	
Yes	10.81%	4
No	89.19%	33
<b>Total</b>		<b>37</b>

**Q91 How many women told you they were  
the victim of an unwanted sexual  
experience?**

Answered: 4 Skipped: 80

**Q92 How many men told you they were the victim of an unwanted sexual experience?**

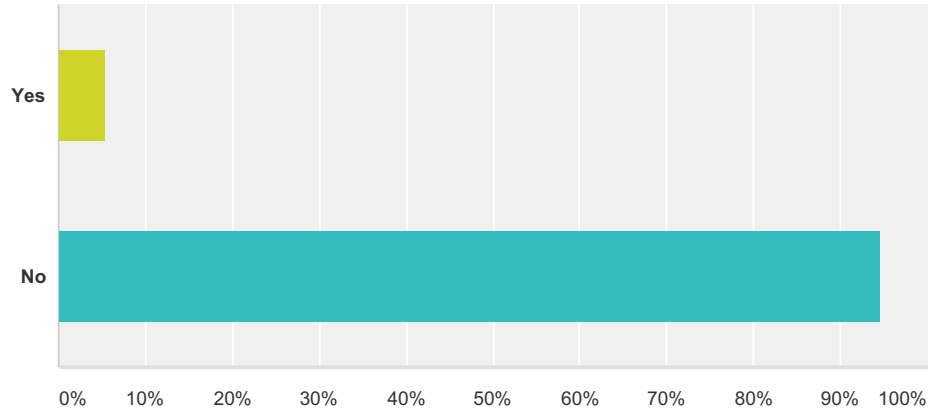
Answered: 4 Skipped: 80

**Q93 How many trans people told you they were the victim of an unwanted sexual experience?**

Answered: 4 Skipped: 80

**Q94 Since the start of this academic year, I have observed a situation that I believe was, or could have led to, a sexual assault.**

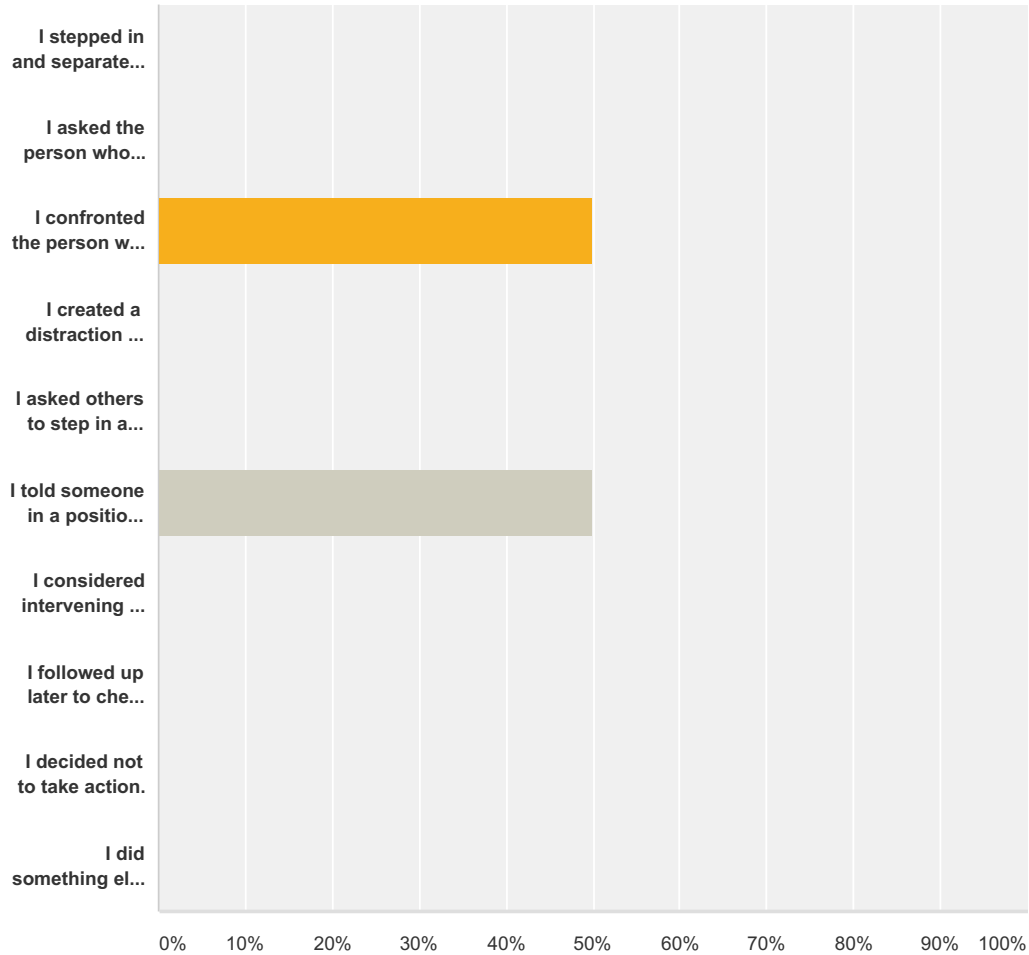
Answered: 37 Skipped: 47



Answer Choices	Responses	
Yes	5.41%	2
No	94.59%	35
<b>Total</b>		<b>37</b>

**Q95 Select the one response that most closely resembles your actions in response to this situation:**

Answered: 2 Skipped: 82



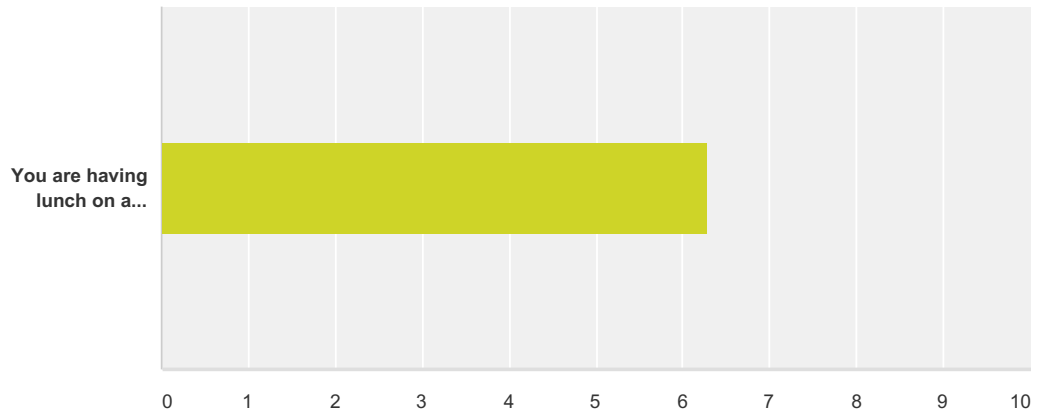
Answer Choices	Responses
I stepped in and separated the people involved in the situation.	0.00% 0
I asked the person who appeared to be at risk if they needed help.	0.00% 0
I confronted the person who appeared to be causing the situation.	50.00% 1
I created a distraction to cause one or more of the people to disengage from the situation.	0.00% 0
I asked others to step in as a group and diffuse the situation.	0.00% 0
I told someone in a position of authority about the situation.	50.00% 1
I considered intervening in the situation, but I could not safely take any action.	0.00% 0
I followed up later to check in with the person who appeared at risk.	0.00% 0
I decided not to take action.	0.00% 0
I did something else to address the situation (please specify)	0.00% 0





**Q96 Please indicate whether you think the situation described below is a problem.**

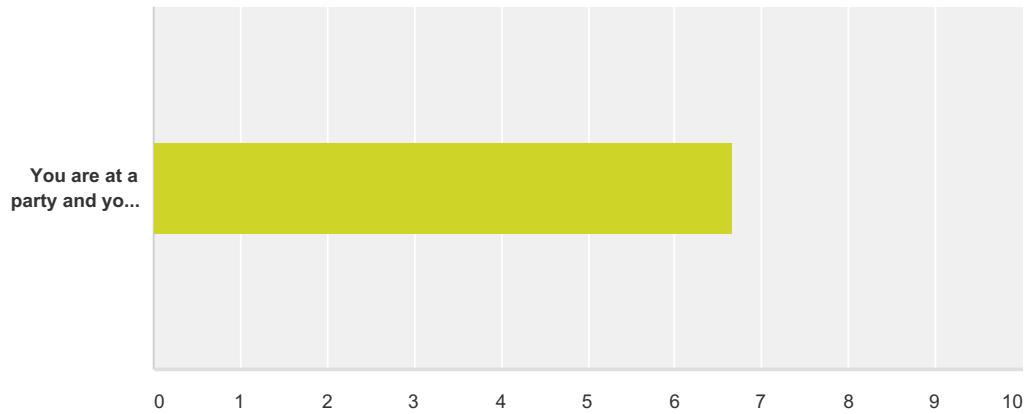
Answered: 36 Skipped: 48



	Definitely No	2	3	4	5	6	Definitely Yes	Total	Weighted Average
You are having lunch on a Friday afternoon, sitting near a group of guys whom you don't know. Everyone is figuring out their plans for the weekend. One of the guys, Antonio, is talking about a party he's going to later that evening, and he says, "The girls throwing this party have a ton of hot friends, and they always get so wasted. I will definitely be taking one home." A few people at the table laugh, and the person sitting next to Antonio gives him a "high five."	2.78% 1	0.00% 0	0.00% 0	11.11% 4	8.33% 3	5.56% 2	72.22% 26	36	6.28

**Q97 Please indicate whether you think the situation described below is a problem.**

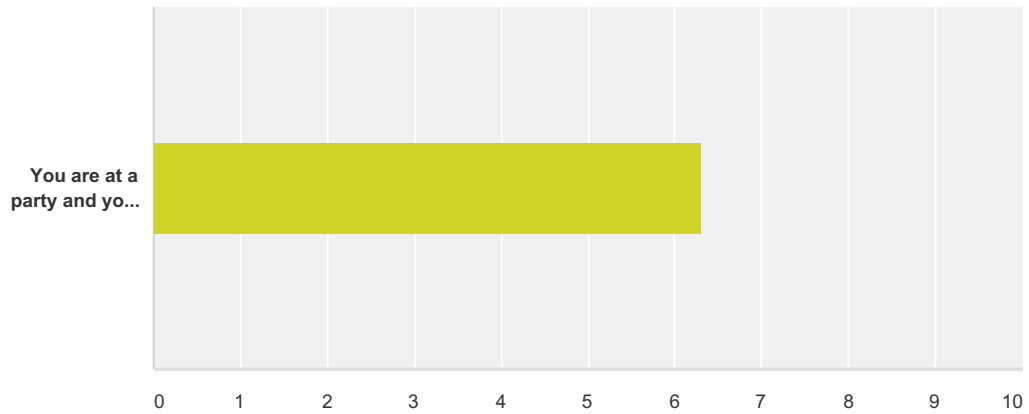
Answered: 36 Skipped: 48



	Definitely No	2	3	4	5	6	Definitely Yes	Total	Weighted Average
You are at a party and you notice Rachel across the room. Next to Rachel is Jesse. You have never seen Rachel or Jesse around campus and you do not know who they are. From what you can see, there is a lot of alcohol at the party, and Jesse and Rachel appear to be drinking, but it doesn't seem like they're wasted. Jesse keeps grabbing Rachel's butt and rubbing up against her. Rachel is laughing but you can also tell she is trying to pull away from Jesse. Rachel keeps removing his hands from her body and politely telling him to "cut it out." Yet, Jesse continues to make advances.	0.00% 0	0.00% 0	0.00% 0	0.00% 0	11.11% 4	11.11% 4	77.78% 28	36	6.67

**Q98 Please indicate whether you think the situation described below is a problem.**

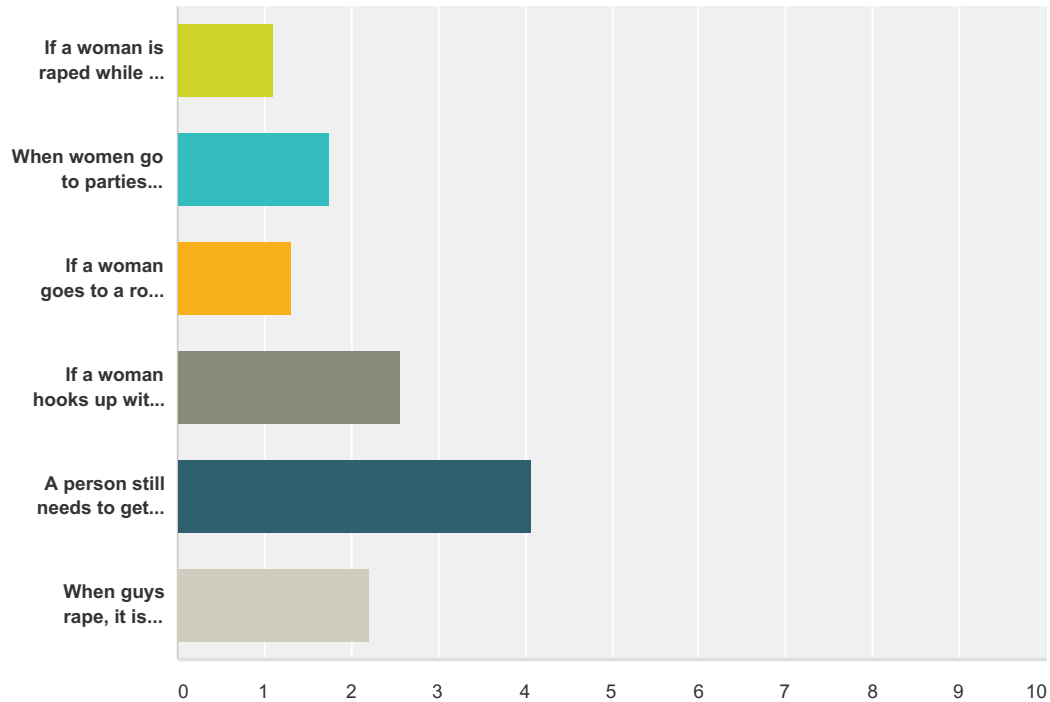
Answered: 36 Skipped: 48



	Definitely No	2	3	4	5	6	Definitely Yes	Total	Weighted Average
You are at a party and you are watching a man, Kyle, laughing and having a great time. While at the party, you later see Kyle with a guy you've never seen before, John. Every time you see Kyle and John, they have an alcoholic drink in their hands. At one point, you encounter them in the hallway and they are declaring that they are wasted and slurring their speech. Kyle and John are kissing and you overhear John tell Kyle he is taking him back to his place. Kyle can barely walk on his own. John begins to lead Kyle away from the party.	2.78% 1	0.00% 0	0.00% 0	8.33% 3	8.33% 3	11.11% 4	69.44% 25	36	6.31

**Q99 Please read each of the following statements and select the response that best matches your agreement/disagreement.**

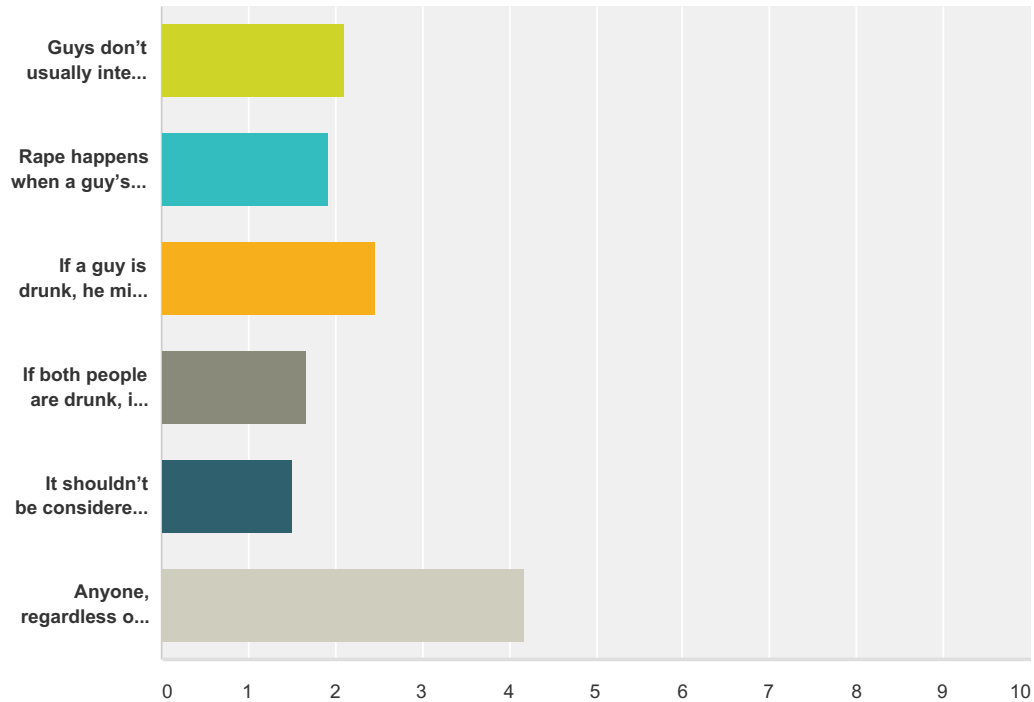
Answered: 36 Skipped: 48



	Strongly Disagree	Disagree	Neither Disagree Nor Agree	Agree	Strongly Agree	Total	Weighted Average
If a woman is raped while she is drunk, it is her fault for putting herself in that situation.	91.67% 33	5.56% 2	2.78% 1	0.00% 0	0.00% 0	36	1.11
When women go to parties wearing revealing clothes, they are asking for trouble.	61.11% 22	16.67% 6	13.89% 5	2.78% 1	5.56% 2	36	1.75
If a woman goes to a room alone with a guy at a party, it is her own fault if she is raped.	72.22% 26	25.00% 9	2.78% 1	0.00% 0	0.00% 0	36	1.31
If a woman hooks up with a lot of guys, eventually she is going to get into trouble.	36.11% 13	25.00% 9	5.56% 2	13.89% 5	19.44% 7	36	2.56
A person still needs to get consent for sexual activity even if they have already received consent from their partner for that activity in the past.	11.11% 4	2.78% 1	11.11% 4	16.67% 6	58.33% 21	36	4.08
When guys rape, it is usually because of their strong desire for sex.	41.67% 15	19.44% 7	22.22% 8	8.33% 3	8.33% 3	36	2.22

**Q100 Please read each of the following statements and select the response that best matches your agreement/disagreement.**

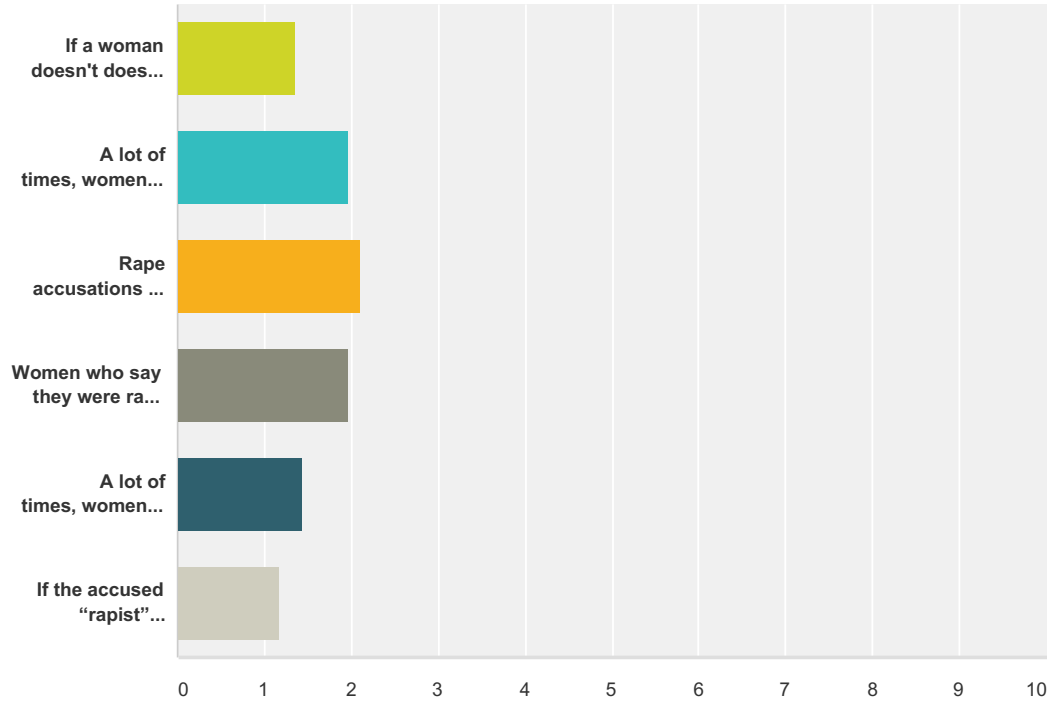
Answered: 36 Skipped: 48



	Strongly Disagree	Disagree	Neither Disagree Nor Agree	Agree	Strongly Agree	Total	Weighted Average
Guys don't usually intend to force sex on a woman, but sometimes they get too sexually carried away.	41.67% 15	27.78% 10	13.89% 5	11.11% 4	5.56% 2	36	2.11
Rape happens when a guy's sex drive gets out of control.	50.00% 18	25.00% 9	13.89% 5	5.56% 2	5.56% 2	36	1.92
If a guy is drunk, he might rape someone unintentionally.	36.11% 13	13.89% 5	22.22% 8	22.22% 8	5.56% 2	36	2.47
If both people are drunk, it can't be rape.	61.11% 22	19.44% 7	13.89% 5	2.78% 1	2.78% 1	36	1.67
It shouldn't be considered rape if a guy is drunk and didn't realize what he was doing.	66.67% 24	25.00% 9	2.78% 1	2.78% 1	2.78% 1	36	1.50
Anyone, regardless of their gender, can experience sexual assault.	16.67% 6	2.78% 1	2.78% 1	2.78% 1	75.00% 27	36	4.17

**Q101 Please read each of the following statements and select the response that best matches your agreement/disagreement.**

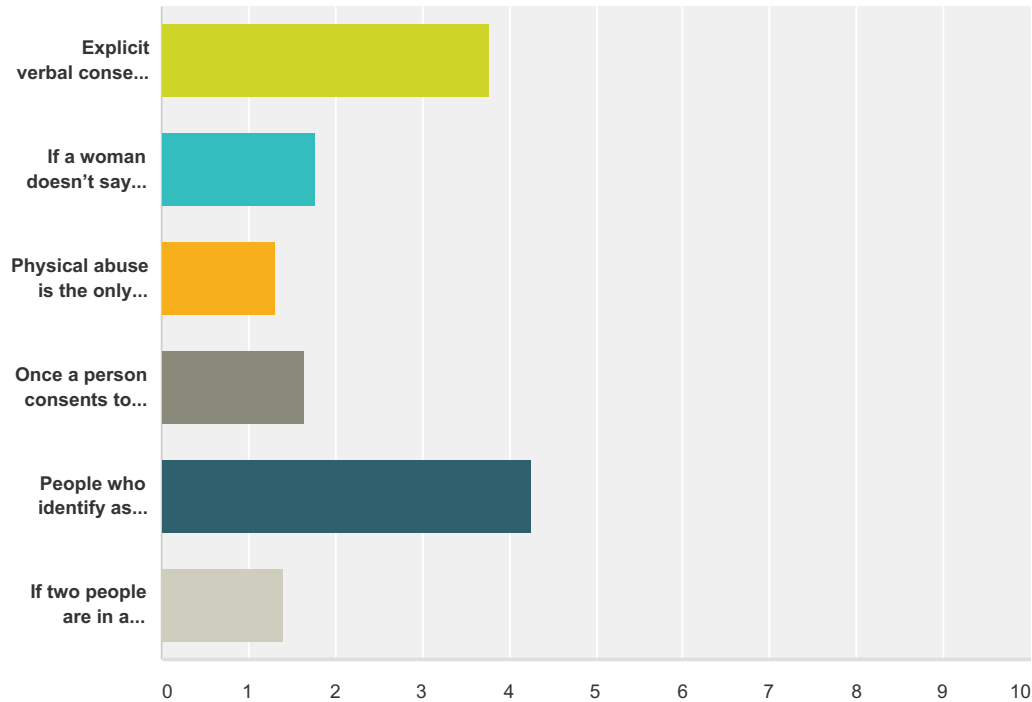
Answered: 36 Skipped: 48



	Strongly Disagree	Disagree	Neither Disagree Nor Agree	Agree	Strongly Agree	Total	Weighted Average
If a woman doesn't doesn't physically fight back, it can't really be considered rape.	83.33% 30	5.56% 2	5.56% 2	2.78% 1	2.78% 1	36	1.36
A lot of times, women who say they were raped agreed to have sex and then regret it.	36.11% 13	30.56% 11	33.33% 12	0.00% 0	0.00% 0	36	1.97
Rape accusations are often used as a way of getting back at guys.	41.67% 15	19.44% 7	25.00% 9	13.89% 5	0.00% 0	36	2.11
Women who say they were raped often led the guy on and then had regrets.	44.44% 16	22.22% 8	25.00% 9	8.33% 3	0.00% 0	36	1.97
A lot of times, women who claim they were raped just have emotional problems.	66.67% 24	25.00% 9	5.56% 2	2.78% 1	0.00% 0	36	1.44
If the accused "rapist" doesn't have a weapon, you really can't call it a rape.	88.89% 32	5.56% 2	5.56% 2	0.00% 0	0.00% 0	36	1.17

**Q102 Please read each of the following statements and select the response that best matches your agreement/disagreement.**

Answered: 36 Skipped: 48



	Strongly Disagree	Disagree	Neither Disagree Nor Agree	Agree	Strongly Agree	Total	Weighted Average
Explicit verbal consent is the best way to make sure a person is ok with sexual activity.	13.89% 5	8.33% 3	11.11% 4	19.44% 7	47.22% 17	36	3.78
If a woman doesn't say "no," she can't claim rape.	55.56% 20	19.44% 7	19.44% 7	2.78% 1	2.78% 1	36	1.78
Physical abuse is the only form of relationship violence.	77.78% 28	19.44% 7	0.00% 0	0.00% 0	2.78% 1	36	1.31
Once a person consents to sex, that person can't withdraw that consent later.	61.11% 22	22.22% 8	11.11% 4	2.78% 1	2.78% 1	36	1.64
People who identify as gay, lesbian, bisexual, or transgender are also at risk of relationship and sexual violence.	8.57% 3	2.86% 1	11.43% 4	8.57% 3	68.57% 24	35	4.26
If two people are in a relationship, one cannot sexually assault the other.	63.89% 23	33.33% 12	2.78% 1	0.00% 0	0.00% 0	36	1.39