

At A Glance SOUTH LOUISIANA COMMUNITY COLLEGE



COLLEGE PROFILE

We have more than
50+ PROGRAMS
to choose from (credit and non-credit).

CAMPUSES
IN 9 PARISHES

Study close to where you live and work.



17:1 STUDENT TO FACULTY
RATIO

#10 NATIONALLY RANKED
FASTEST-GROWING COLLEGES
ASSOCIATE DEGREES
(Chronicle of Higher Ed, 2018)

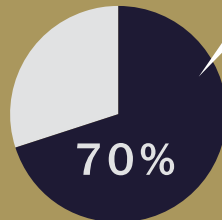


100% ONLINE PROGRAMS
Associate of General Studies
Louisiana Transfer
General Business A.S.
Business Administration A.A.S.



CREDIT NON-CREDIT ADULT BASIC ED DUAL ENROLLMENT

TRANSFERS TO
UL LAFAYETTE

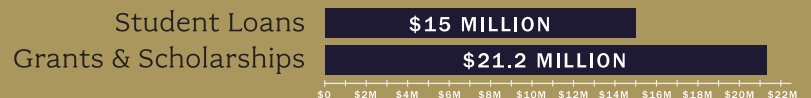


UNIVERSITIES SLCC STUDENTS ATTEND

- Louisiana State University Alexandria
- Louisiana State University Baton Rouge
- McNeese State University
- Nicholls State University
- Northwestern State University
- Southern University Baton Rouge
- University of Louisiana at Lafayette

FINANCIAL PROFILE

FINANCIAL AID DOLLARS DISTRIBUTED
2017-18 ACADEMIC YEAR **TOTALING \$36.2 MILLION**



COLLEGE
ENDOWMENT
\$2,100,000

TUITION & FEES
(FULL-TIME, 12 HOURS)
\$2,102.52

At A Glance SOUTH LOUISIANA COMMUNITY COLLEGE



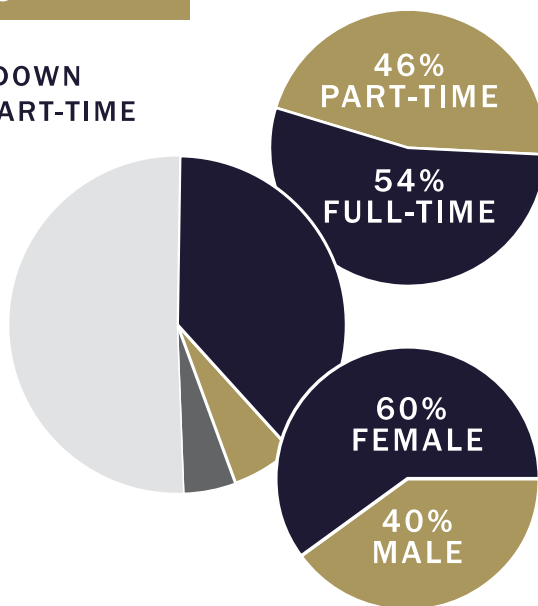
FACULTY & STAFF PROFILES

	FACULTY	STAFF
FULL-TIME	168	239
PART-TIME	163	32
FEMALES	167	194
MALES	164	77

STUDENT PROFILES

ETHNICITY BREAKDOWN
& FULL-TIME VS. PART-TIME
(FOR-CREDIT FALL 2018)

- WHITE 51%
- BLACK 38%
- HISPANIC 6%
- OTHER 5%



STUDENT HEADCOUNT, 2018-19

FOR-CREDIT **8,626**
NON-CREDIT **3,998**
ADULT EDUCATION **5,260**

TRANSFER VS. TECHNICAL ENROLLMENT (FOR-CREDIT, DEGREE-SEEKING FALL 2018)

64% TRANSFER PROGRAMS
36% TECHNICAL PROGRAMS

AVERAGE AGE
(FOR-CREDIT DEGREE-SEEKING FALL 2018)

25 YEARS OLD

INTERNATIONAL POPULATIONS

30 COUNTRIES OUTSIDE THE U.S.

PERCENT OF

1ST

GENERATION COLLEGE STUDENTS

42%

PERCENT OF STUDENTS RECEIVING PELL

58%

NUMBER OF MILITARY & VETERAN

277