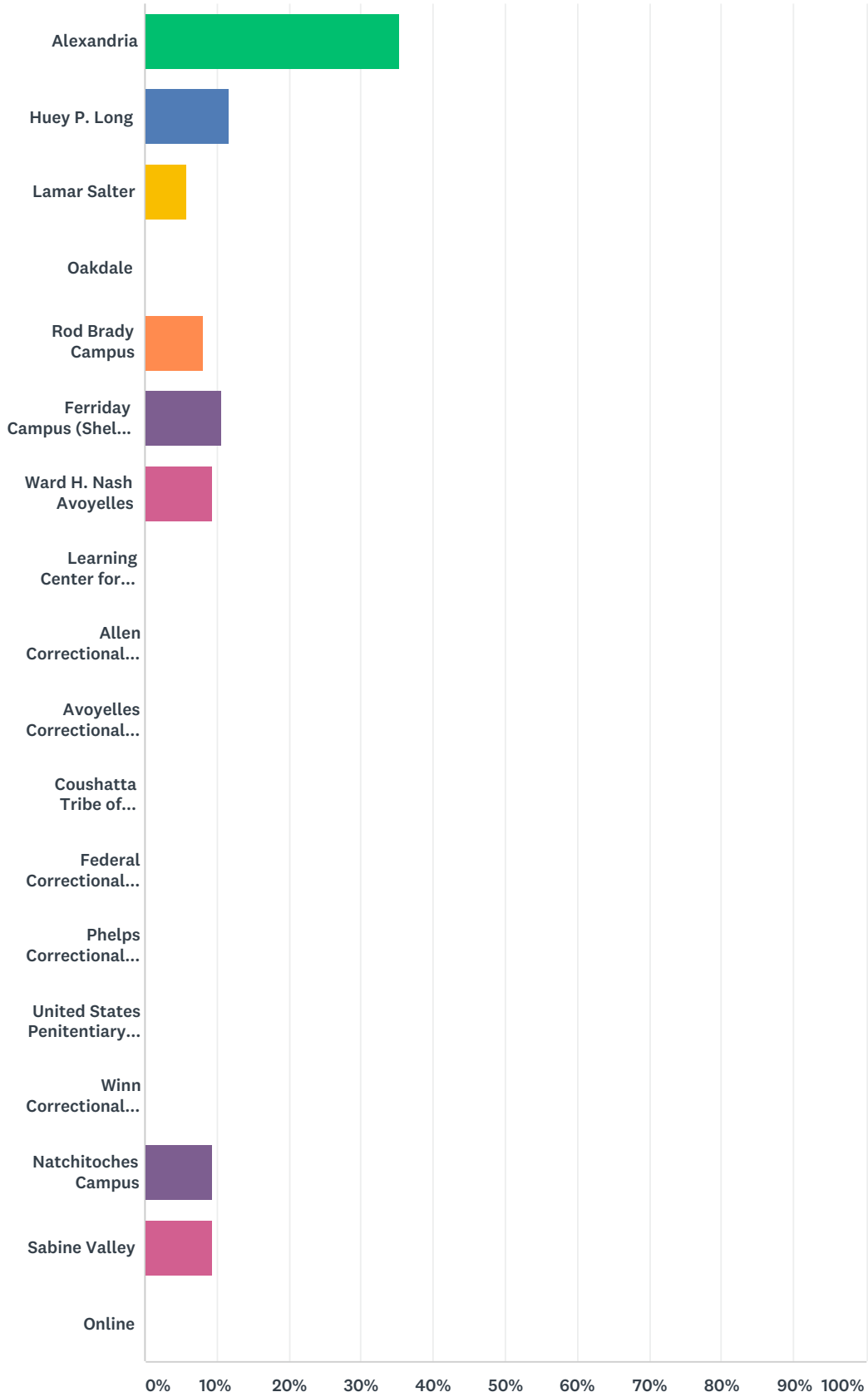


## Q1 1. What is your primary campus?

Answered: 85 Skipped: 0

# Faculty Staff Climate Survey 2019



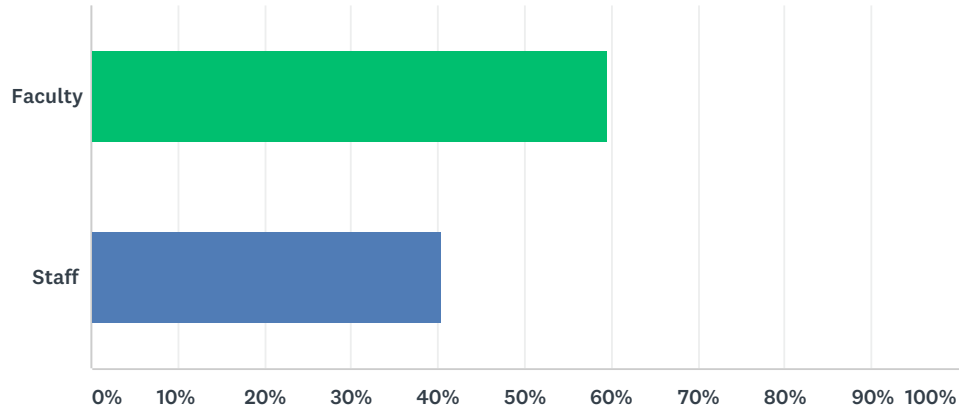
ANSWER CHOICES	RESPONSES
Alexandria	35.29% 30

## Faculty Staff Climate Survey 2019

Huey P. Long	11.76%	10
Lamar Salter	5.88%	5
Oakdale	0.00%	0
Rod Brady Campus	8.24%	7
Ferriday Campus (Shelby Jackson)	10.59%	9
Ward H. Nash Avoyelles	9.41%	8
Learning Center for Rapides Parish	0.00%	0
Allen Correctional Center	0.00%	0
Avoyelles Correctional Center	0.00%	0
Coushatta Tribe of Louisiana	0.00%	0
Federal Correctional Center Oakdale	0.00%	0
Phelps Correctional Center	0.00%	0
United States Penitentiary Pollock	0.00%	0
Winn Correctional Facility	0.00%	0
Natchitoches Campus	9.41%	8
Sabine Valley	9.41%	8
Online	0.00%	0
<b>TOTAL</b>		<b>85</b>

## Q2 My primary role on campus is

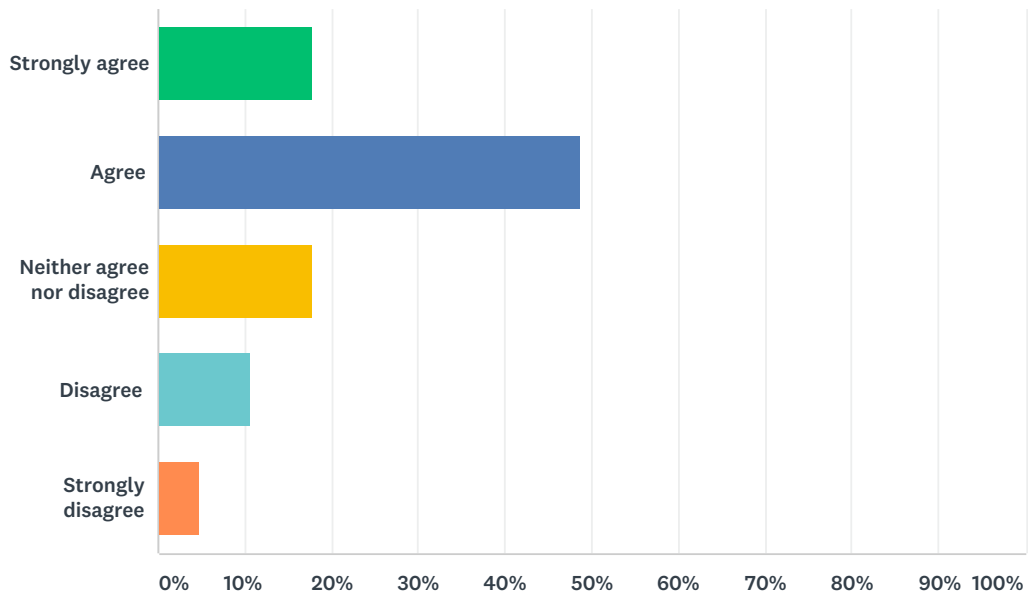
Answered: 84 Skipped: 1



ANSWER CHOICES	RESPONSES	
Faculty	59.52%	50
Staff	40.48%	34
TOTAL		84

### Q3 There is a sense of collegiality and community among faculty, staff, and students at CLTCC.

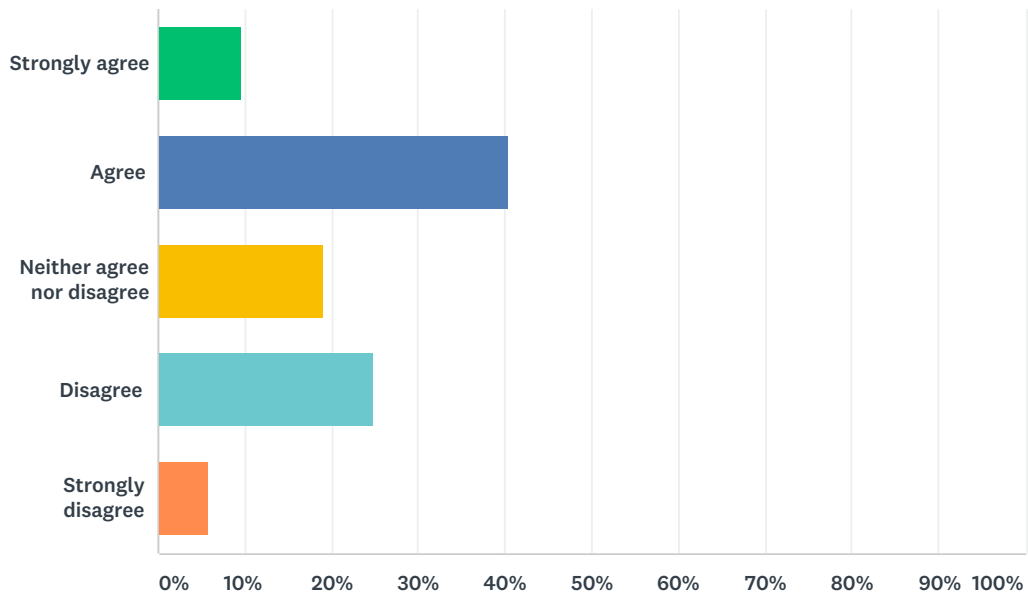
Answered: 84 Skipped: 1



ANSWER CHOICES	RESPONSES	
Strongly agree	17.86%	15
Agree	48.81%	41
Neither agree nor disagree	17.86%	15
Disagree	10.71%	9
Strongly disagree	4.76%	4
<b>TOTAL</b>		<b>84</b>

## Q4 CLTCC provides sufficient activities related to professional development.

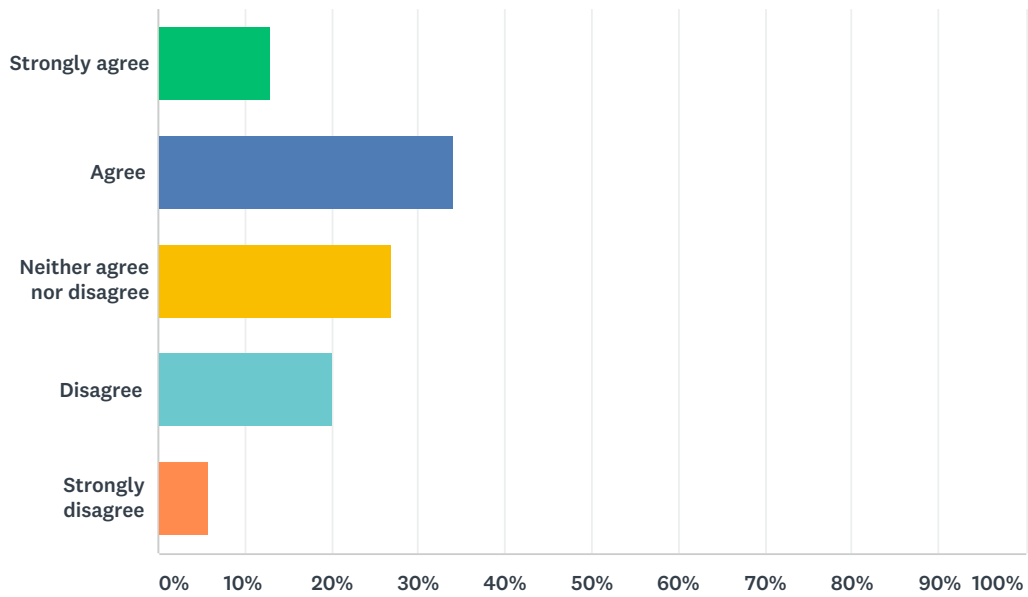
Answered: 84 Skipped: 1



ANSWER CHOICES	RESPONSES	
Strongly agree	9.52%	8
Agree	40.48%	34
Neither agree nor disagree	19.05%	16
Disagree	25.00%	21
Strongly disagree	5.95%	5
<b>TOTAL</b>		<b>84</b>

### Q5 The CLTCC administration (Chancellor and Vice Chancellors) is concerned about the welfare and morale of employees.

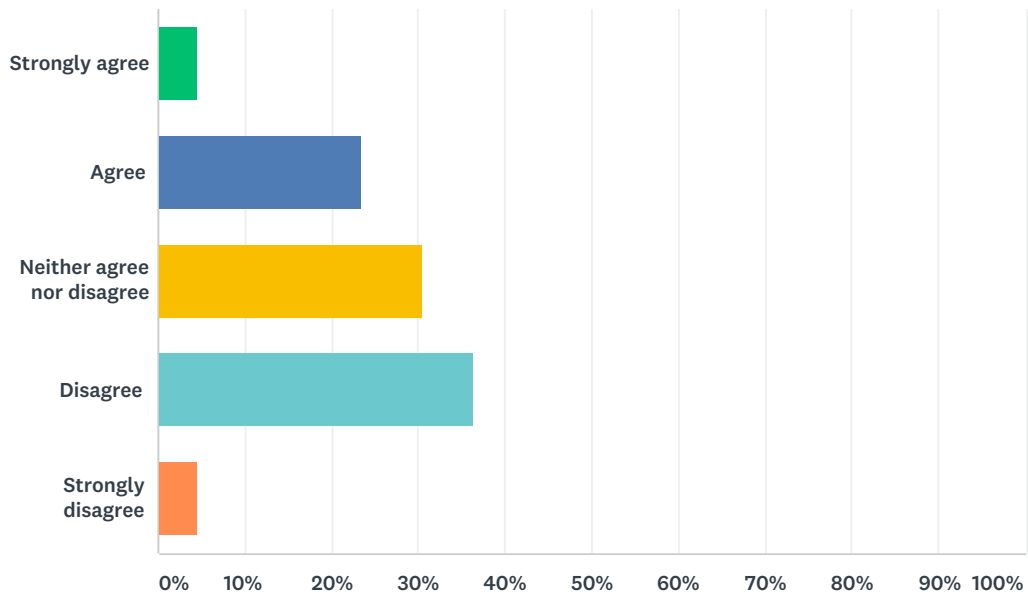
Answered: 85 Skipped: 0



ANSWER CHOICES	RESPONSES	
Strongly agree	12.94%	11
Agree	34.12%	29
Neither agree nor disagree	27.06%	23
Disagree	20.00%	17
Strongly disagree	5.88%	5
<b>TOTAL</b>		<b>85</b>

## Q6 CLTCC administrators use employee opinions and input in the decision-making process.

Answered: 85 Skipped: 0

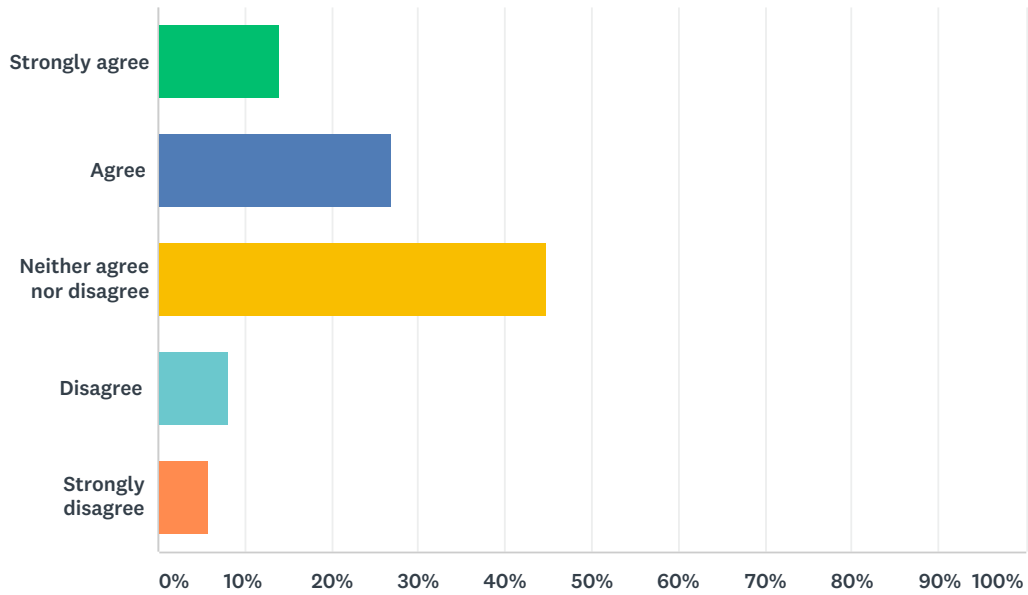


ANSWER CHOICES	RESPONSES	
Strongly agree	4.71%	4
Agree	23.53%	20
Neither agree nor disagree	30.59%	26
Disagree	36.47%	31
Strongly disagree	4.71%	4
<b>TOTAL</b>		<b>85</b>



## Q7 The Vice Chancellor of Workforce is accessible to employees.

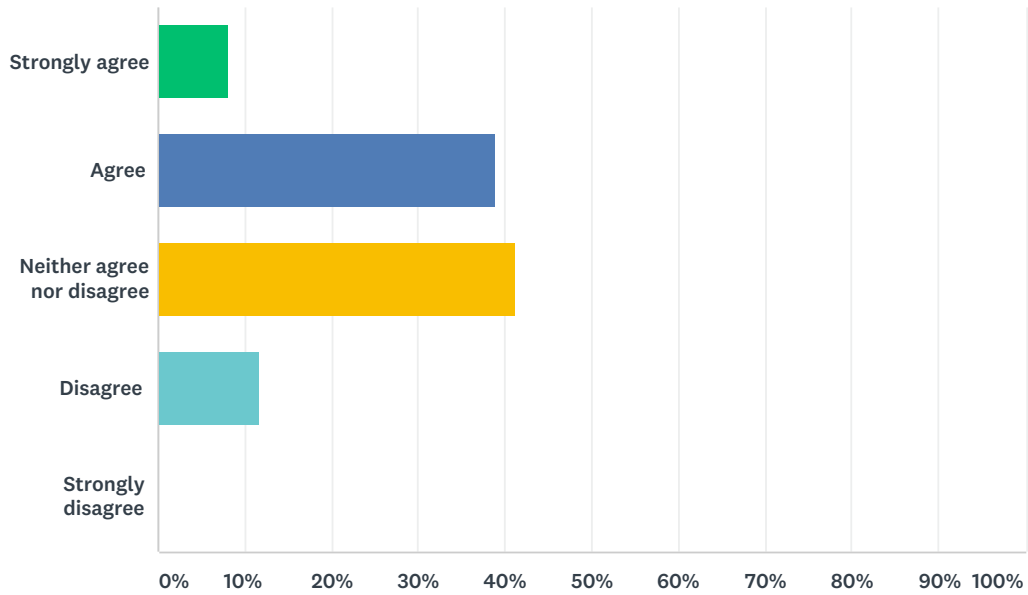
Answered: 85 Skipped: 0



ANSWER CHOICES	RESPONSES	
Strongly agree	14.12%	12
Agree	27.06%	23
Neither agree nor disagree	44.71%	38
Disagree	8.24%	7
Strongly disagree	5.88%	5
<b>TOTAL</b>		<b>85</b>

## Q8 The Vice Chancellor for Academic Affairs is accessible to employees.

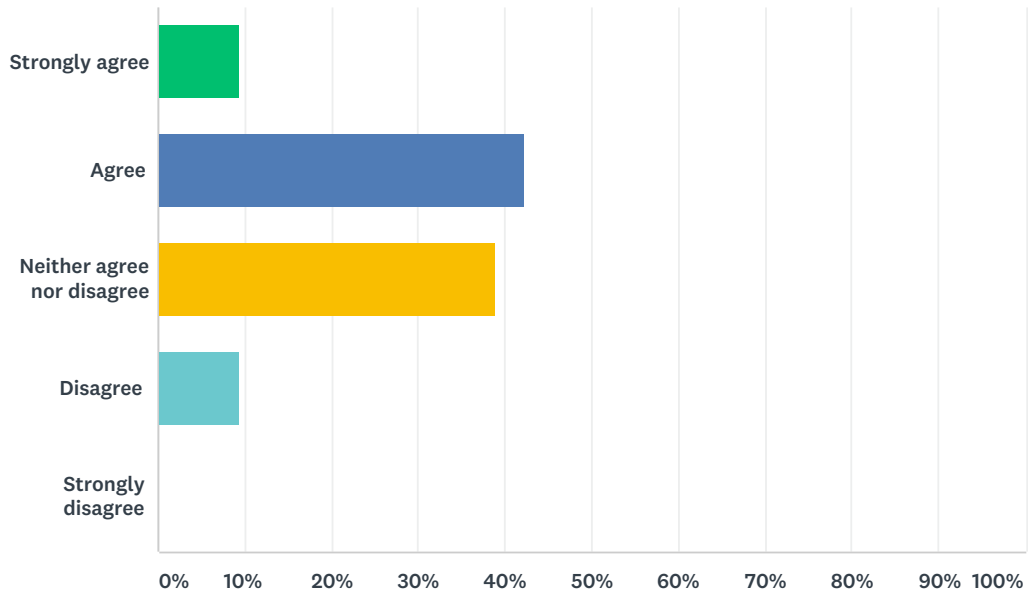
Answered: 85 Skipped: 0



ANSWER CHOICES	RESPONSES	
Strongly agree	8.24%	7
Agree	38.82%	33
Neither agree nor disagree	41.18%	35
Disagree	11.76%	10
Strongly disagree	0.00%	0
<b>TOTAL</b>		<b>85</b>

### Q9 The Vice Chancellor for Finance is accessible to employees.

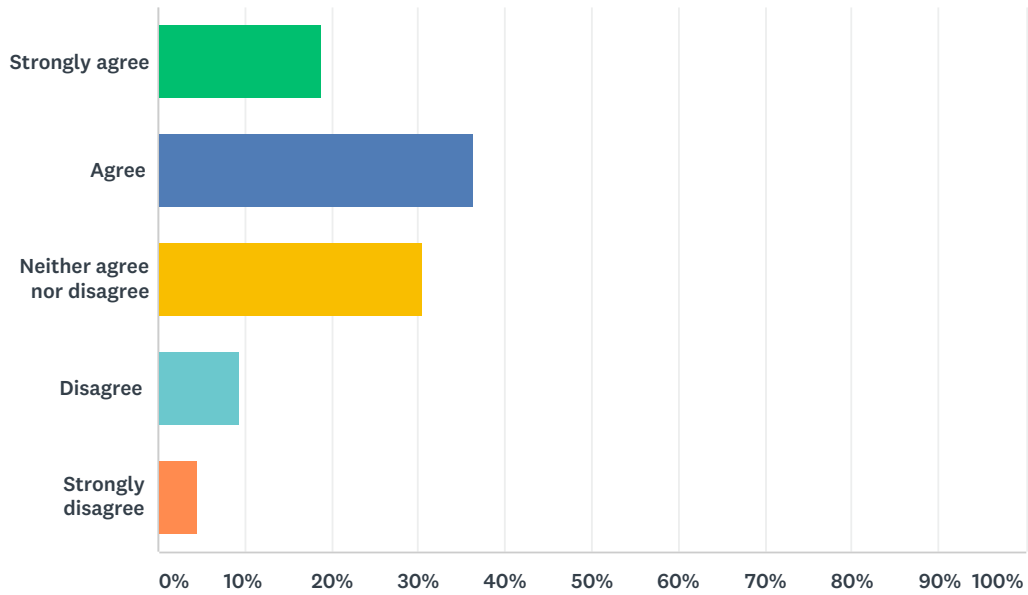
Answered: 85 Skipped: 0



ANSWER CHOICES	RESPONSES	
Strongly agree	9.41%	8
Agree	42.35%	36
Neither agree nor disagree	38.82%	33
Disagree	9.41%	8
Strongly disagree	0.00%	0
<b>TOTAL</b>		<b>85</b>

### Q10 The Vice Chancellor of Student Services is accessible to employees.

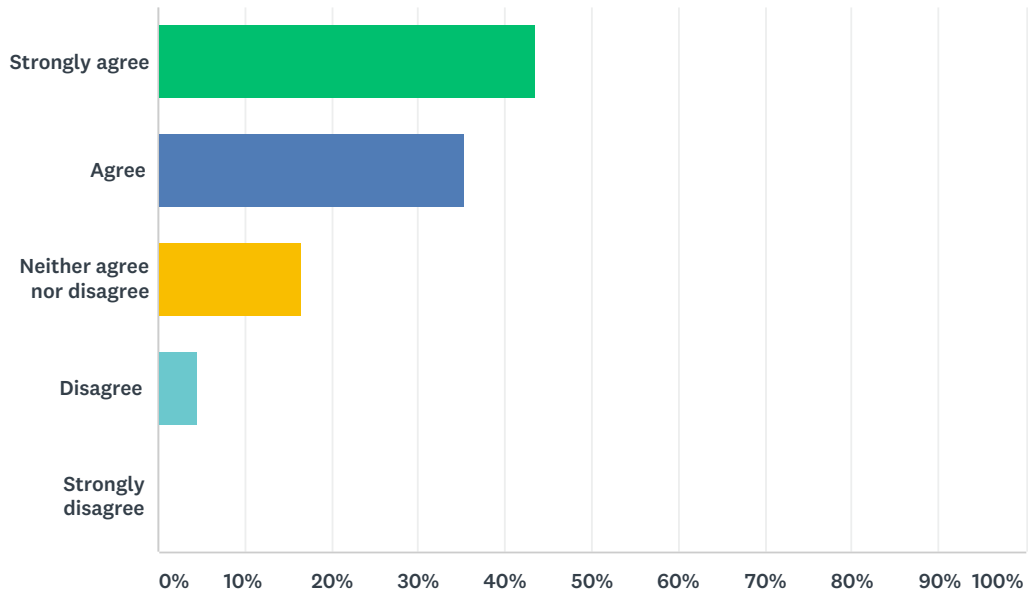
Answered: 85 Skipped: 0



ANSWER CHOICES	RESPONSES	
Strongly agree	18.82%	16
Agree	36.47%	31
Neither agree nor disagree	30.59%	26
Disagree	9.41%	8
Strongly disagree	4.71%	4
<b>TOTAL</b>		<b>85</b>

## Q11 The Campus Dean is accessible to employees.

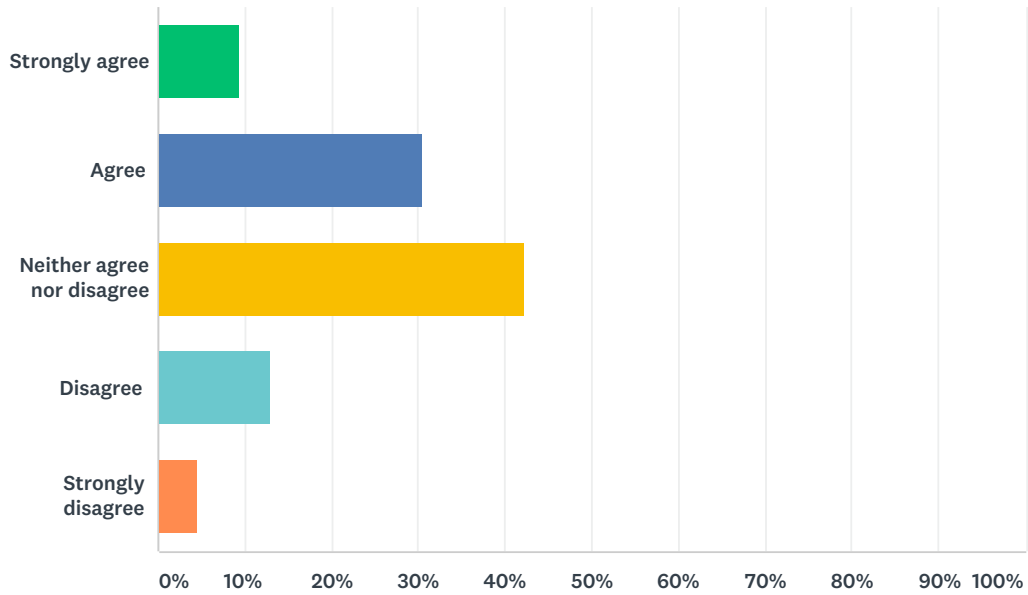
Answered: 85 Skipped: 0



ANSWER CHOICES	RESPONSES	
Strongly agree	43.53%	37
Agree	35.29%	30
Neither agree nor disagree	16.47%	14
Disagree	4.71%	4
Strongly disagree	0.00%	0
<b>TOTAL</b>		<b>85</b>

Q12 The Vice Chancellor for Academic Affairs advocates a partnership between faculty and staff in the services provided to students.

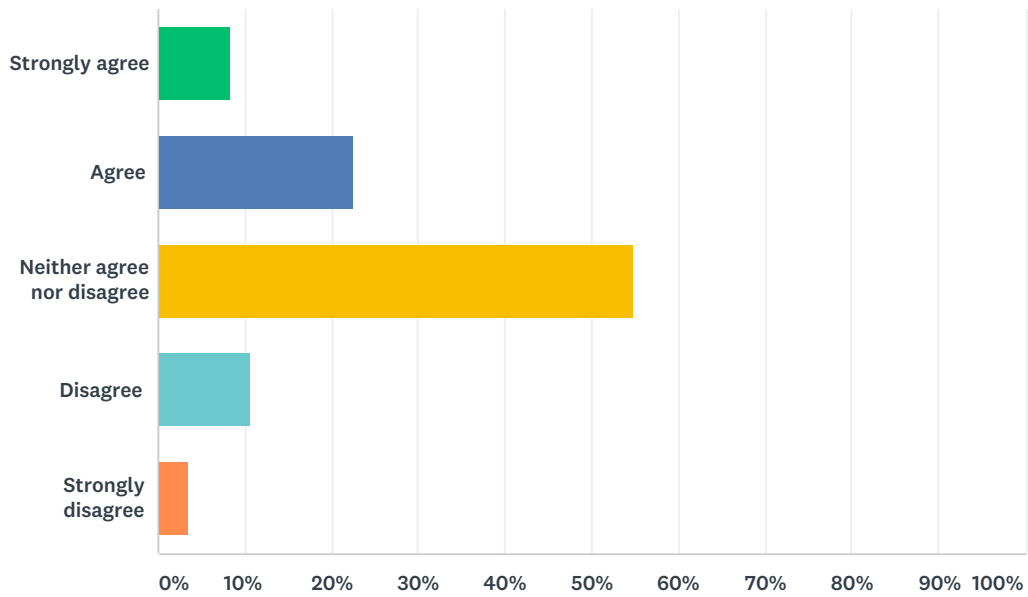
Answered: 85 Skipped: 0



ANSWER CHOICES	RESPONSES	
Strongly agree	9.41%	8
Agree	30.59%	26
Neither agree nor disagree	42.35%	36
Disagree	12.94%	11
Strongly disagree	4.71%	4
<b>TOTAL</b>		<b>85</b>

### Q13 I am satisfied with the services provided by through the Office of the Vice Chancellor of Academic Affairs.

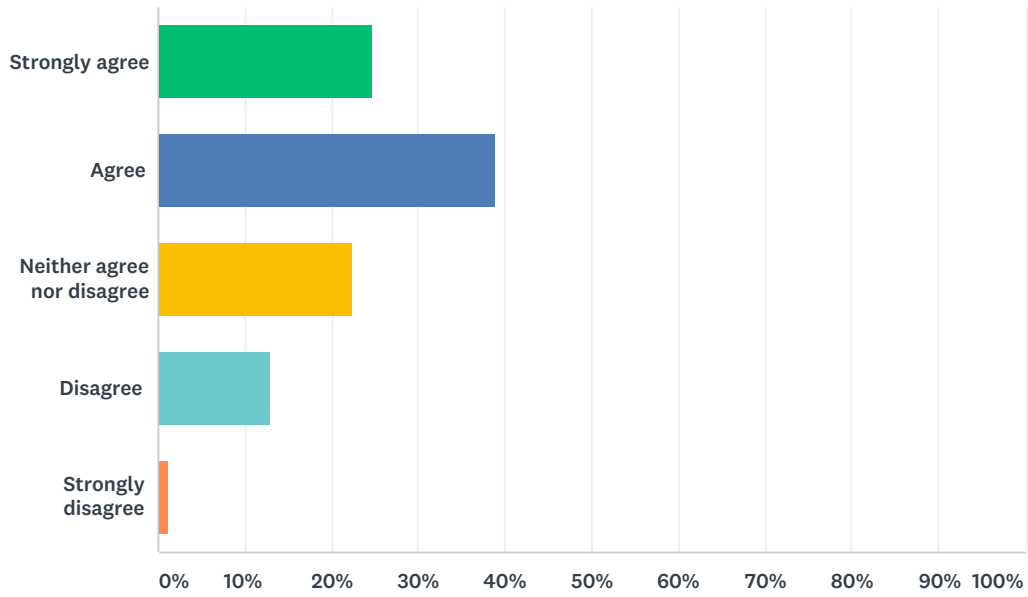
Answered: 84 Skipped: 1



ANSWER CHOICES	RESPONSES	
Strongly agree	8.33%	7
Agree	22.62%	19
Neither agree nor disagree	54.76%	46
Disagree	10.71%	9
Strongly disagree	3.57%	3
<b>TOTAL</b>		<b>84</b>

### Q14 I feel a sense of connection to CLTCC.

Answered: 85 Skipped: 0

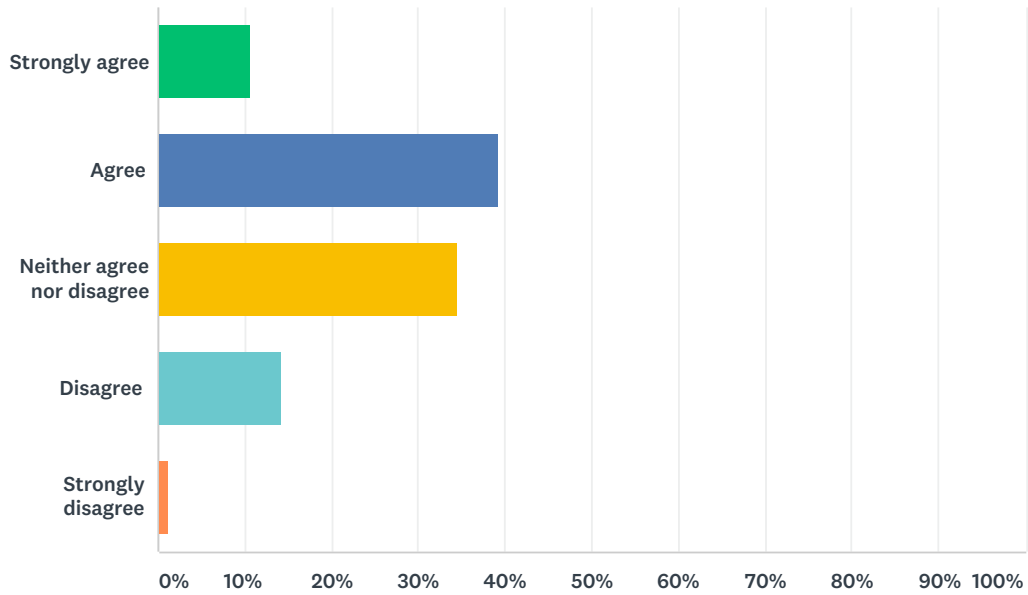


ANSWER CHOICES	RESPONSES	
Strongly agree	24.71%	21
Agree	38.82%	33
Neither agree nor disagree	22.35%	19
Disagree	12.94%	11
Strongly disagree	1.18%	1
<b>TOTAL</b>		<b>85</b>



### Q15 I am satisfied with the services provided by Accounting Services.

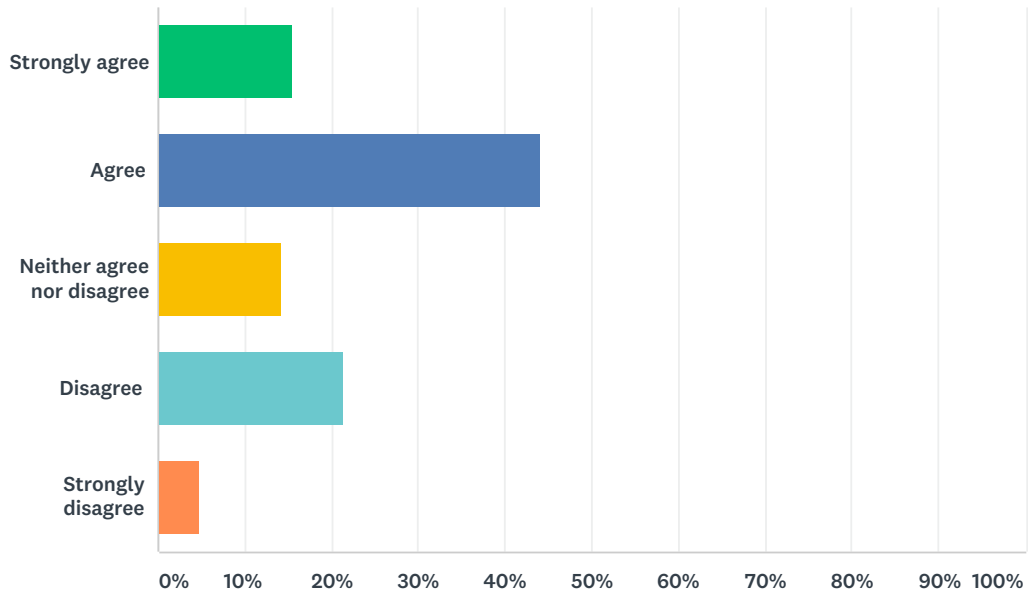
Answered: 84 Skipped: 1



ANSWER CHOICES	RESPONSES	
Strongly agree	10.71%	9
Agree	39.29%	33
Neither agree nor disagree	34.52%	29
Disagree	14.29%	12
Strongly disagree	1.19%	1
<b>TOTAL</b>		<b>84</b>

### Q16 I am satisfied with the services provided by Information Technology.

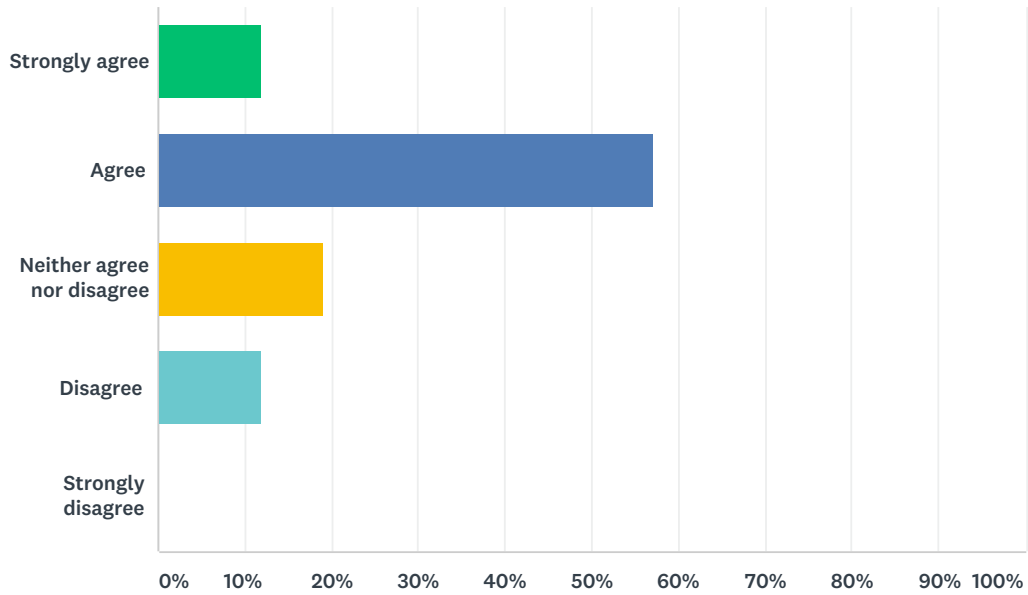
Answered: 84 Skipped: 1



ANSWER CHOICES	RESPONSES	
Strongly agree	15.48%	13
Agree	44.05%	37
Neither agree nor disagree	14.29%	12
Disagree	21.43%	18
Strongly disagree	4.76%	4
<b>TOTAL</b>		<b>84</b>

### Q17 I am satisfied with the ease of use and amount of information on the website.

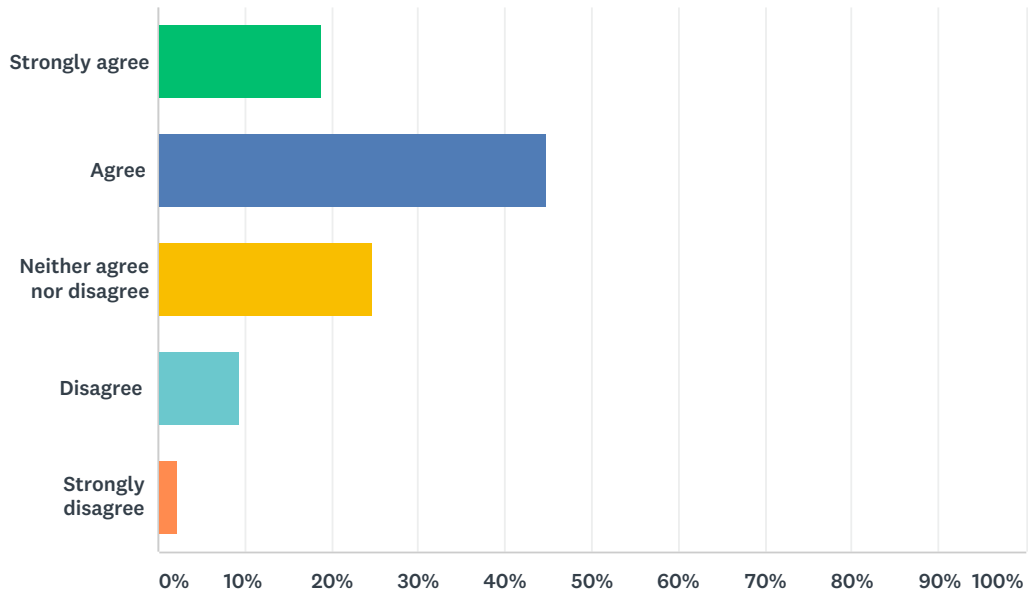
Answered: 84 Skipped: 1



ANSWER CHOICES	RESPONSES	
Strongly agree	11.90%	10
Agree	57.14%	48
Neither agree nor disagree	19.05%	16
Disagree	11.90%	10
Strongly disagree	0.00%	0
<b>TOTAL</b>		<b>84</b>

### Q18 I am satisfied with the services provided by Admissions.

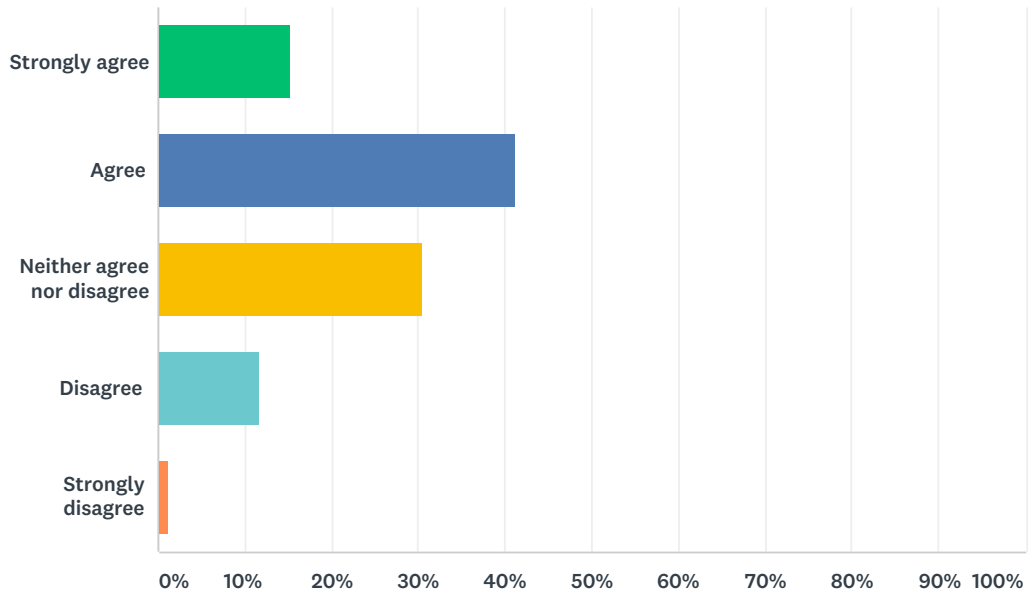
Answered: 85 Skipped: 0



ANSWER CHOICES	RESPONSES	
Strongly agree	18.82%	16
Agree	44.71%	38
Neither agree nor disagree	24.71%	21
Disagree	9.41%	8
Strongly disagree	2.35%	2
<b>TOTAL</b>		<b>85</b>

### Q19 I am satisfied with the services provided by the Registrar.

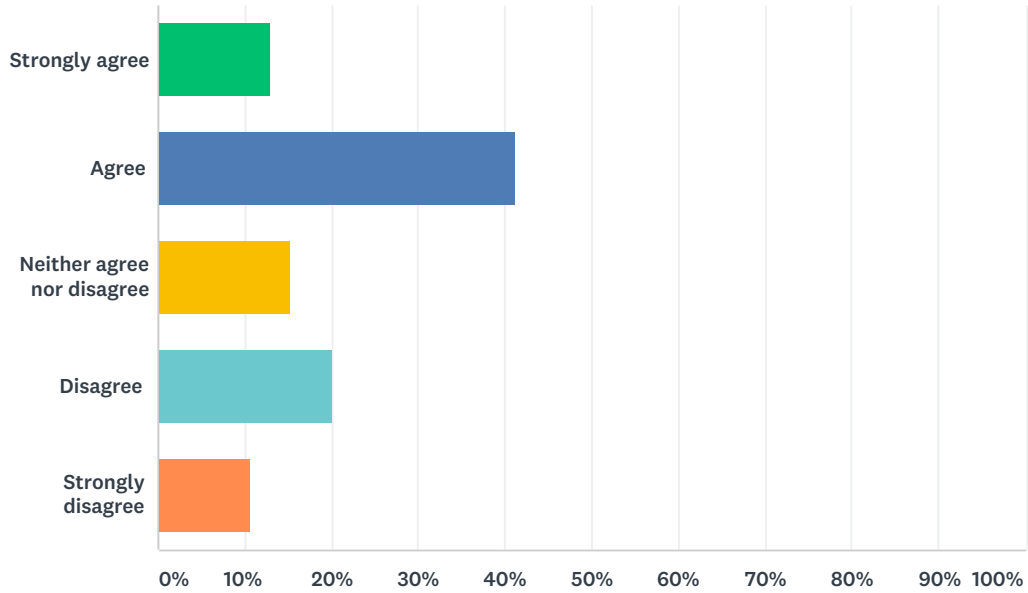
Answered: 85 Skipped: 0



ANSWER CHOICES	RESPONSES	
Strongly agree	15.29%	13
Agree	41.18%	35
Neither agree nor disagree	30.59%	26
Disagree	11.76%	10
Strongly disagree	1.18%	1
<b>TOTAL</b>		<b>85</b>

## Q20 I am satisfied with the custodial services.

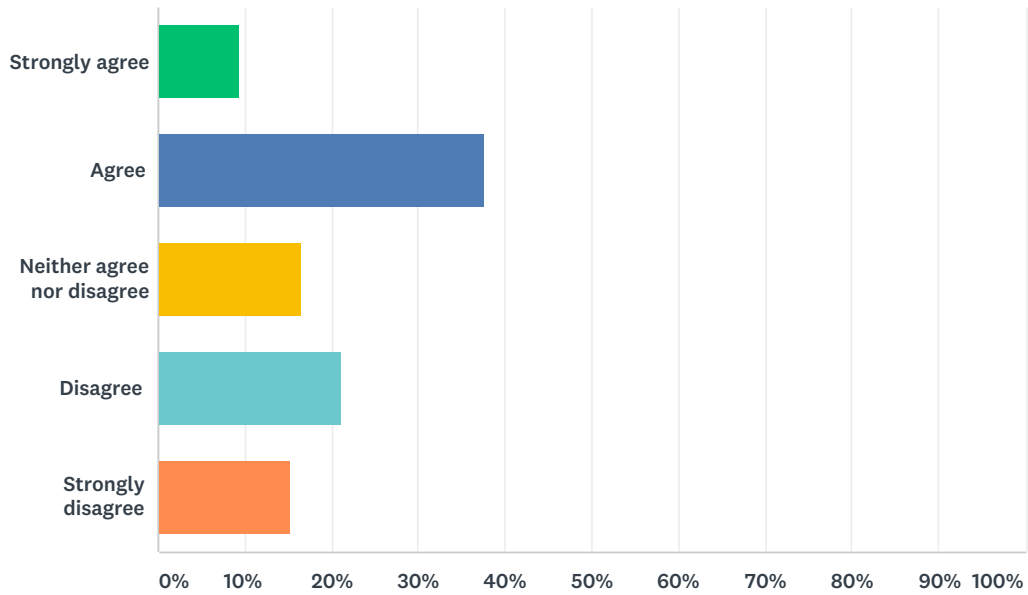
Answered: 85 Skipped: 0



ANSWER CHOICES	RESPONSES	
Strongly agree	12.94%	11
Agree	41.18%	35
Neither agree nor disagree	15.29%	13
Disagree	20.00%	17
Strongly disagree	10.59%	9
<b>TOTAL</b>		<b>85</b>

## Q21 I am satisfied with the cleanliness of the buildings at CLTCC.

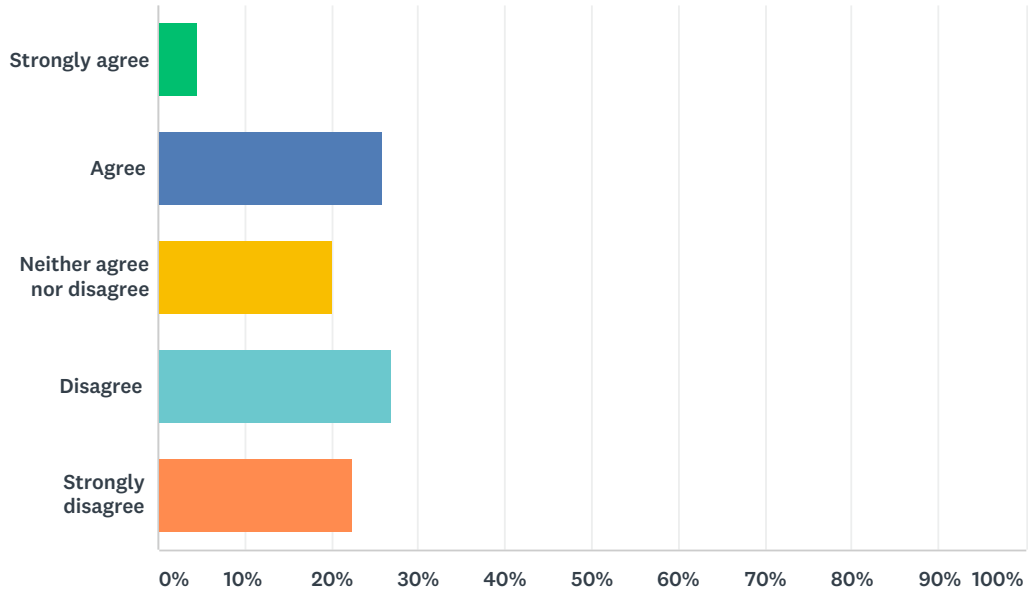
Answered: 85 Skipped: 0



ANSWER CHOICES	RESPONSES	
Strongly agree	9.41%	8
Agree	37.65%	32
Neither agree nor disagree	16.47%	14
Disagree	21.18%	18
Strongly disagree	15.29%	13
<b>TOTAL</b>		<b>85</b>

## Q22 I am satisfied with the maintenance and repair services.

Answered: 85 Skipped: 0

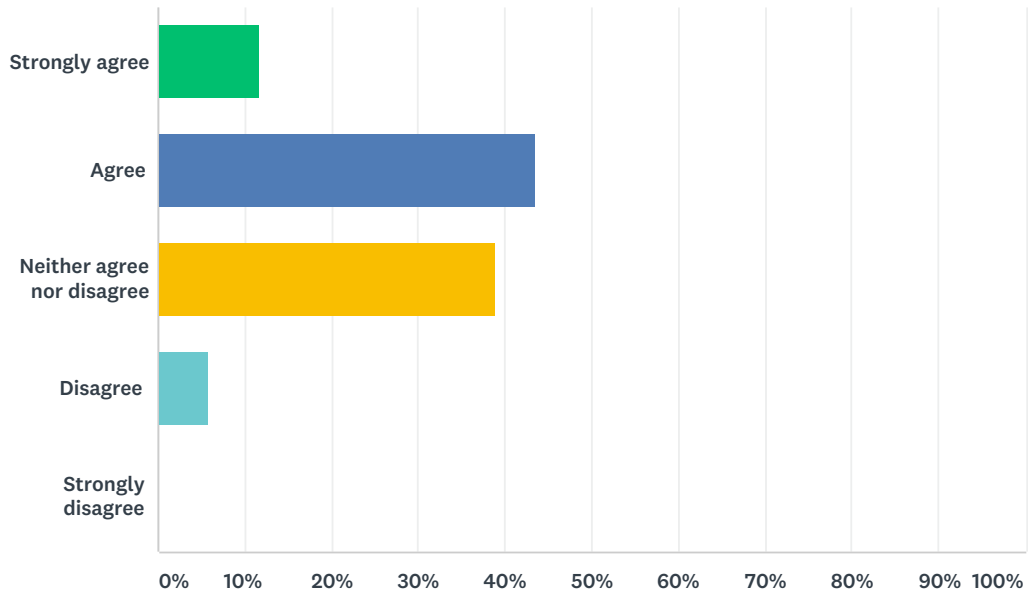


ANSWER CHOICES	RESPONSES	
Strongly agree	4.71%	4
Agree	25.88%	22
Neither agree nor disagree	20.00%	17
Disagree	27.06%	23
Strongly disagree	22.35%	19
<b>TOTAL</b>		<b>85</b>



## Q23 I am satisfied with the services of the business office.

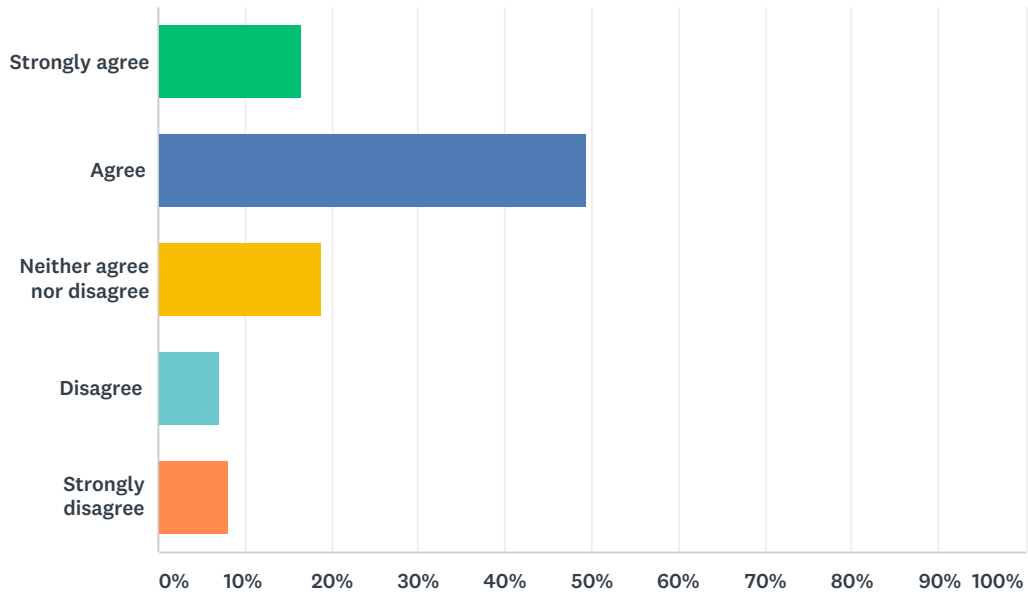
Answered: 85 Skipped: 0



ANSWER CHOICES	RESPONSES	
Strongly agree	11.76%	10
Agree	43.53%	37
Neither agree nor disagree	38.82%	33
Disagree	5.88%	5
Strongly disagree	0.00%	0
<b>TOTAL</b>		<b>85</b>

## Q24 I am satisfied with the services of Human Resources.

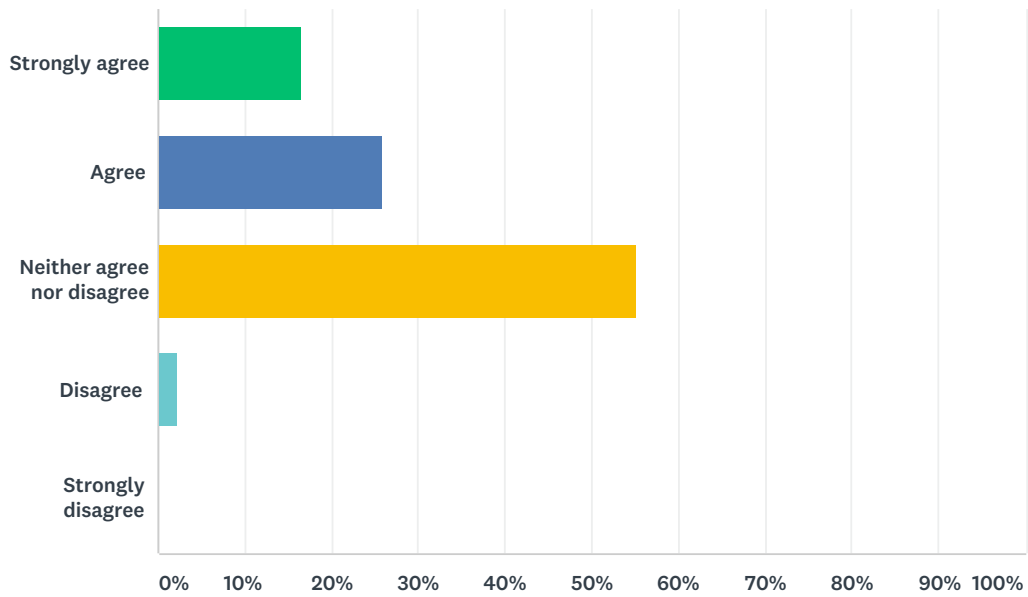
Answered: 85 Skipped: 0



ANSWER CHOICES	RESPONSES	
Strongly agree	16.47%	14
Agree	49.41%	42
Neither agree nor disagree	18.82%	16
Disagree	7.06%	6
Strongly disagree	8.24%	7
<b>TOTAL</b>		<b>85</b>

## Q25 I am satisfied with the services provided by Institutional Research and Effectiveness.

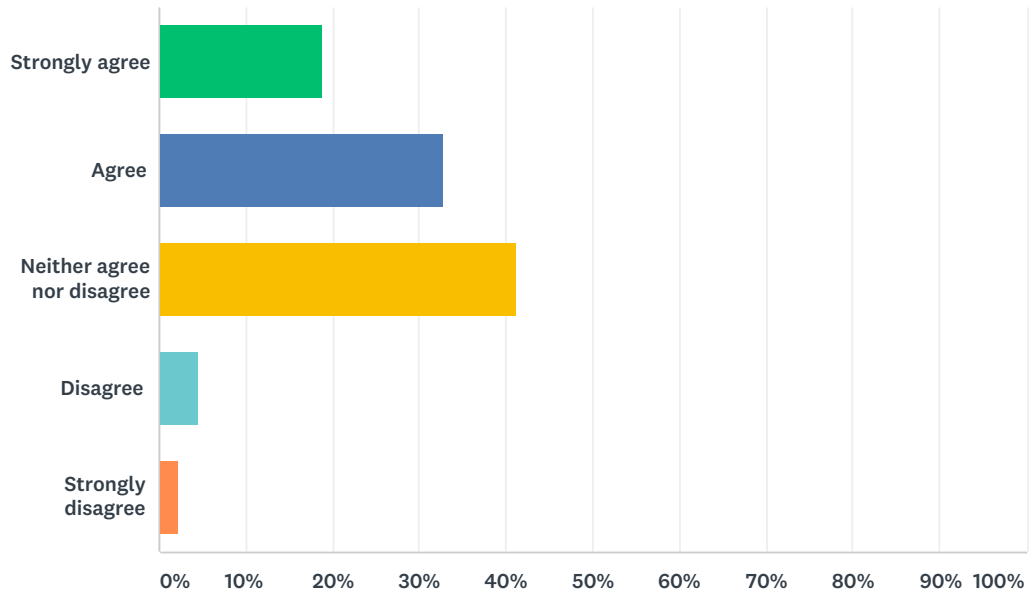
Answered: 85 Skipped: 0



ANSWER CHOICES	RESPONSES	
Strongly agree	16.47%	14
Agree	25.88%	22
Neither agree nor disagree	55.29%	47
Disagree	2.35%	2
Strongly disagree	0.00%	0
<b>TOTAL</b>		<b>85</b>

## Q26 Overall, I am satisfied with library services.

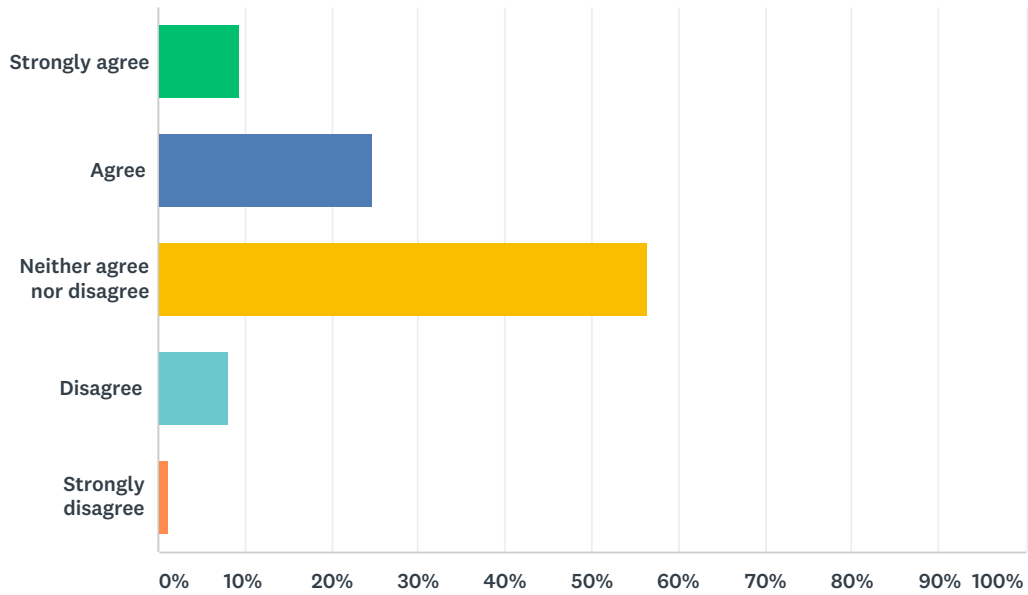
Answered: 85 Skipped: 0



ANSWER CHOICES	RESPONSES	
Strongly agree	18.82%	16
Agree	32.94%	28
Neither agree nor disagree	41.18%	35
Disagree	4.71%	4
Strongly disagree	2.35%	2
<b>TOTAL</b>		<b>85</b>

## Q27 I am satisfied with the services provided by Media Relations.

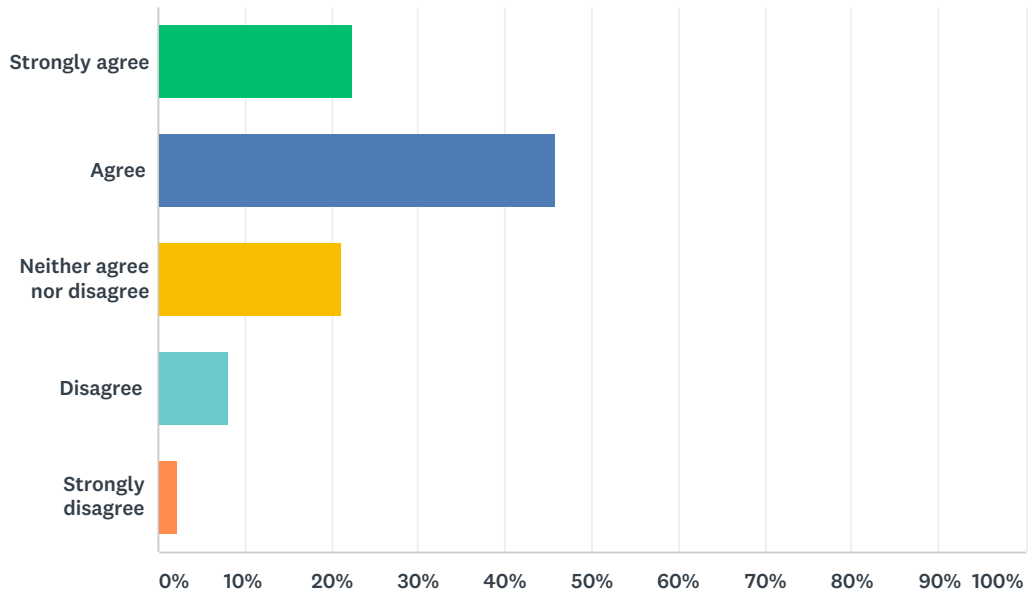
Answered: 85 Skipped: 0



ANSWER CHOICES	RESPONSES	
Strongly agree	9.41%	8
Agree	24.71%	21
Neither agree nor disagree	56.47%	48
Disagree	8.24%	7
Strongly disagree	1.18%	1
<b>TOTAL</b>		<b>85</b>

## Q28 I feel safe when I am on campus.

Answered: 85 Skipped: 0



ANSWER CHOICES	RESPONSES	
Strongly agree	22.35%	19
Agree	45.88%	39
Neither agree nor disagree	21.18%	18
Disagree	8.24%	7
Strongly disagree	2.35%	2
<b>TOTAL</b>		<b>85</b>

**Q29 Please provide any additional comments below.**

Answered: 19 Skipped: 66