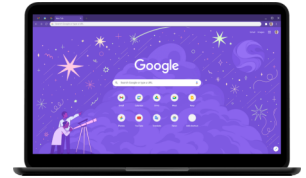




Hernando County Student Single Sign On (SSO)

Chrome website: my.hcsb.k12.fl.us



USERNAME

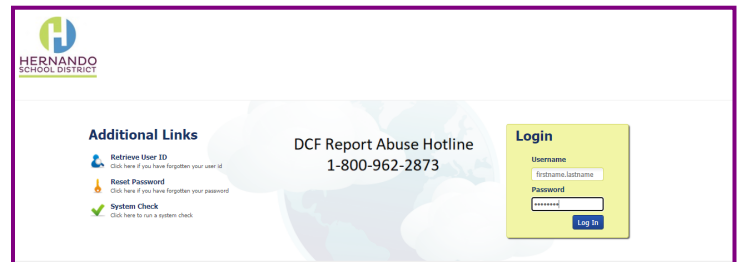
Firstname.lastname

Example: (jane.doe)

PASSWORD:

Capital letter of last name, followed by
7-digit student number.

Example: (D0123456)

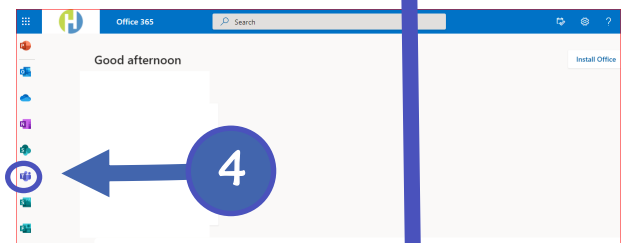
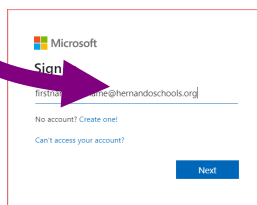


1. Click "Applications."

2. Click "Office 365" icon

3. Enter full **student email**
and student **passcode**.

4. Click **TEAMS** icon on left.



Skyward Access

USERNAME

lastname.firstinitial

Example: (doe.j OR doe.j1, doe.j2...)

NOTE: Some students may need to check with a Teacher for their USERNAME, as this depends on the number of students with the same last name and first initial (doe.j1, doe.j23, doe.j12...).

To find skyward USERNAME, click on student name in Skyward (see **student access login**)

PASSWORD:

Capital letter of last name, followed by
7-digit student number.

Example: (D0123456)