

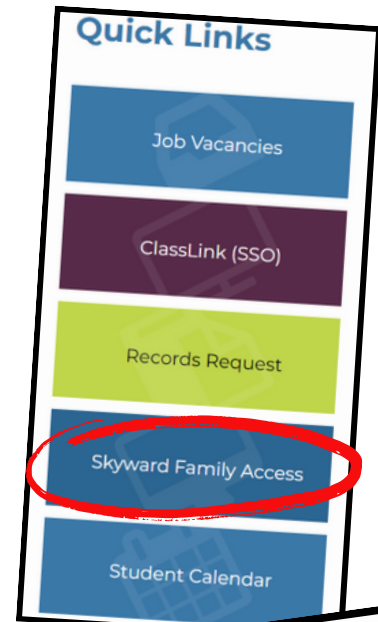
Skyward Family Access Portal

STEPS to Log In



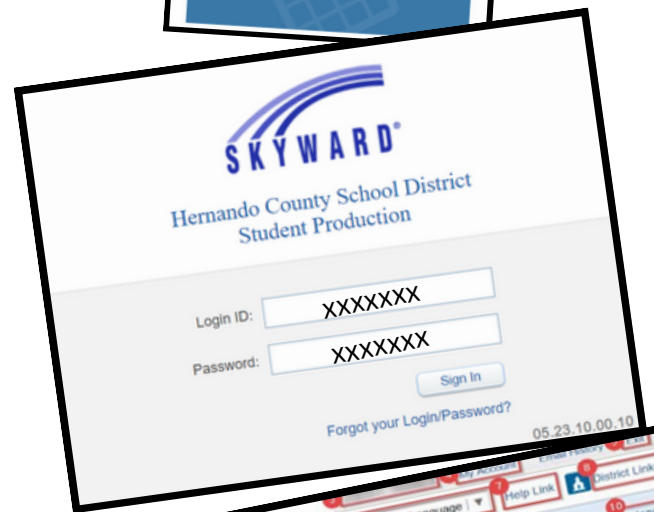
1

Navigate to **hernandoschools.org** and click on “*Skyward Family Access*” in the Quick Links section.



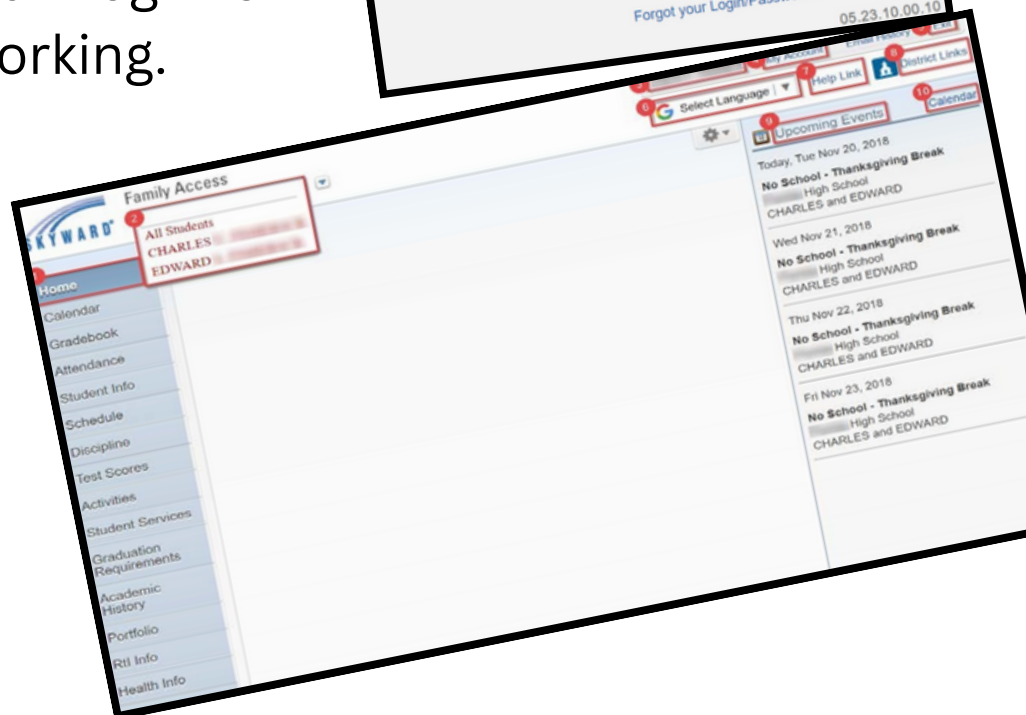
2

Enter the Login ID provided in your invitation email to gain access. Please reach out to your school for help if your Login is not working.



3

You are now on the Skyward Family Access Portal!



What information can you access In the Skyward Family portal?


Student Grades

Attendance


Test Scores

Update Contact
Information

Permissions, Acknowledgements,
& Disclosures



Don't forget that, for your
protection, you will be prompted
every 40 days to change your
Skyward password.



**Scan here to
download
your Skyward
Mobile App!**

