

***DG FARMS
COMMUNITY DEVELOPMENT DISTRICT***

Advanced Meeting Package

Budget Workshop

***Thursday
July 16, 2020
6:15 p.m.***

***Location:
Conducted Via Electronic Teleconference***

Note: The Advanced Meeting Package is a working document and thus all materials are considered DRAFTS prior to presentation and Board acceptance, approval or adoption.

DG Farms

Community Development District

Board of Supervisors
DG Farms Community Development District

Dear Board Members:

A Budget Workshop of the Board of Supervisors of the DG Farms Community Development District is scheduled for **Thursday, July 16, 2020 at 6:15 p.m.**

Due to current issues related to COVID-19, the Florida Governor released Executive Order 20-69 which allows governmental public meetings and required quorums to be completed via telephone conference. In respect of current social distancing recommendations this meeting will be conducted via telephone in order to protect the health and safety of the public. Both members of the board and the public may join this meeting via telephone as follows:

Call in phone number: 929-205-6099
Meeting ID: 810 3349 0887
Password: 219979

The advanced copy of the agenda for the meeting is attached along with associated documentation for your review and consideration. Any additional support material will be distributed at the meeting.

The agenda items are for immediate business purposes and for the health and safety of the community. Staff will present their reports at the meeting. If you have any questions, please contact me. I look forward to seeing you there.

Sincerely,

Tonya Elliott-Moore

Tonya Elliott-Moore
District Manager
813-374-9104

Cc: District Records

District: **DG FARMS COMMUNITY DEVELOPMENT DISTRICT**

Date of Workshop: Thursday, July 16th, 2020

Time: 6:15 PM

Location: Via Zoom teleconference
Due to COVID 19
Per Gov Exec Order 20-69

Dial-in Number: 929-205-6099

Meeting ID: 810 3349 0887#

Agenda

I. Roll Call

II. Business Matters

A. Review of the FY 2021 Proposed Budget

Exhibit 1

III. Audience Comments – New Business – *(limited to 3 minutes per individual for non-agenda items)*

IV. Adjournment

EXHIBIT 1.

DG FARMS COMMUNITY DEVELOPMENT DISTRICT



**PROPOSED OPERATING BUDGET
OCTOBER 1, 2020 – SEPTEMBER 30, 2021**

DG FARMS COMMUNITY DEVELOPMENT DISTRICT

BUDGET DEVELOPMENT:

FLORIDA STATUTE 189.418:

The total amount available from taxation and other sources, including balances brought forward for prior fiscal years, must equal the total of appropriations for expenditures and reserves.

(A Balanced Budget)

DG Farms Community Development District

BOARD BUDGET DEVELOPMENT:

1. Review of Actual Expenditures of Prior Fiscal Years
2. Review of Contracts and Service Level Provided
3. Consideration of Future Service Needs

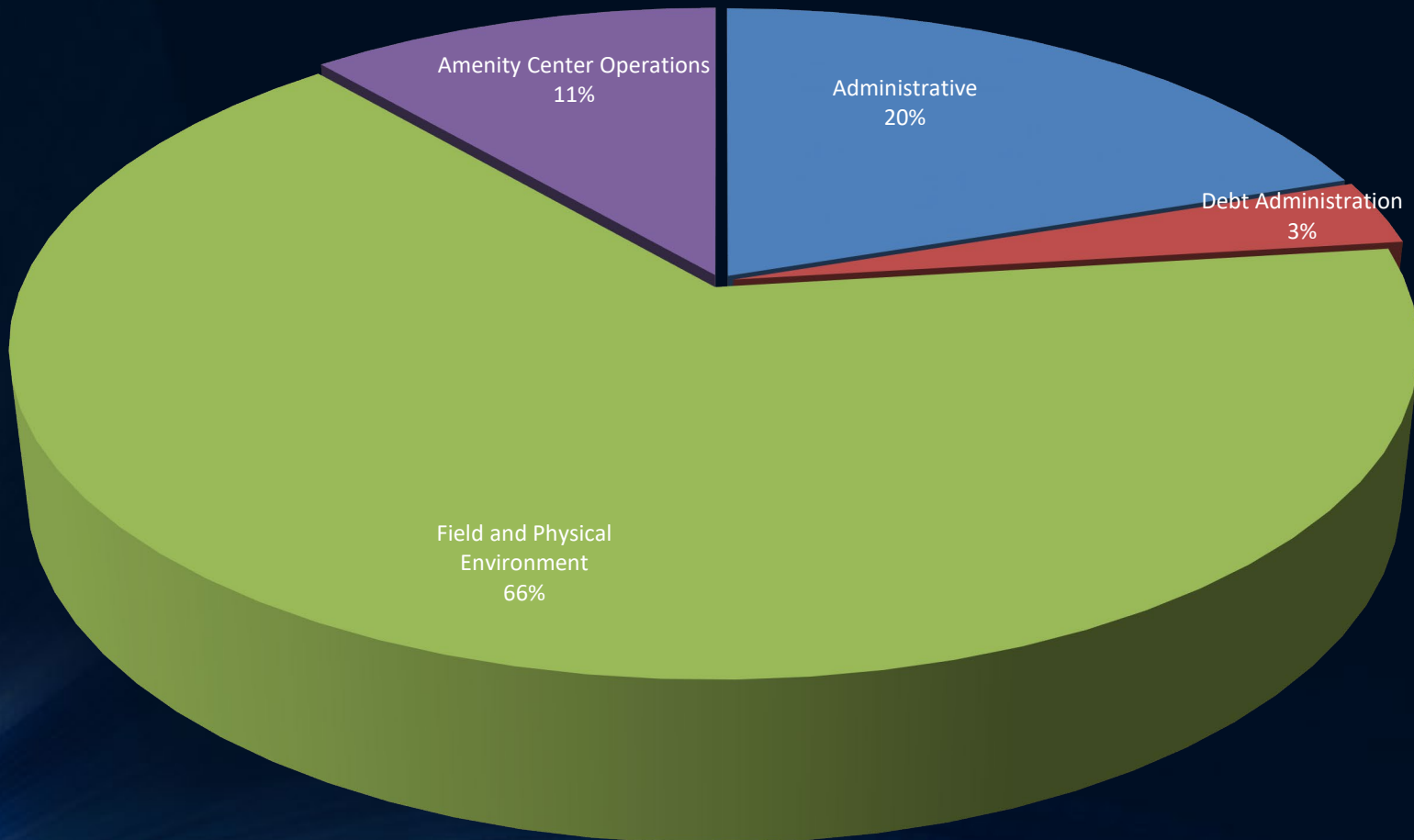
DG FARMS CDD

FY 2021 O&M Gross Assessment Allocation

LOT WIDTH	UNITS	GROSS ASSMT/UNIT FY 2021	GROSS ASSMT/UNIT FY 2020	GROSS ASSMT/UNIT DIFFERENCE (\$)	MONTHLY CHANGE
40	263	\$855	\$792	\$63	\$5.25
50	282	\$950	\$880	\$70	\$5.83
60	69	\$1,140	\$1,056	\$84	\$7.00
70	36	\$1,330	\$1,231	\$99	\$8.25
TOTAL	650				

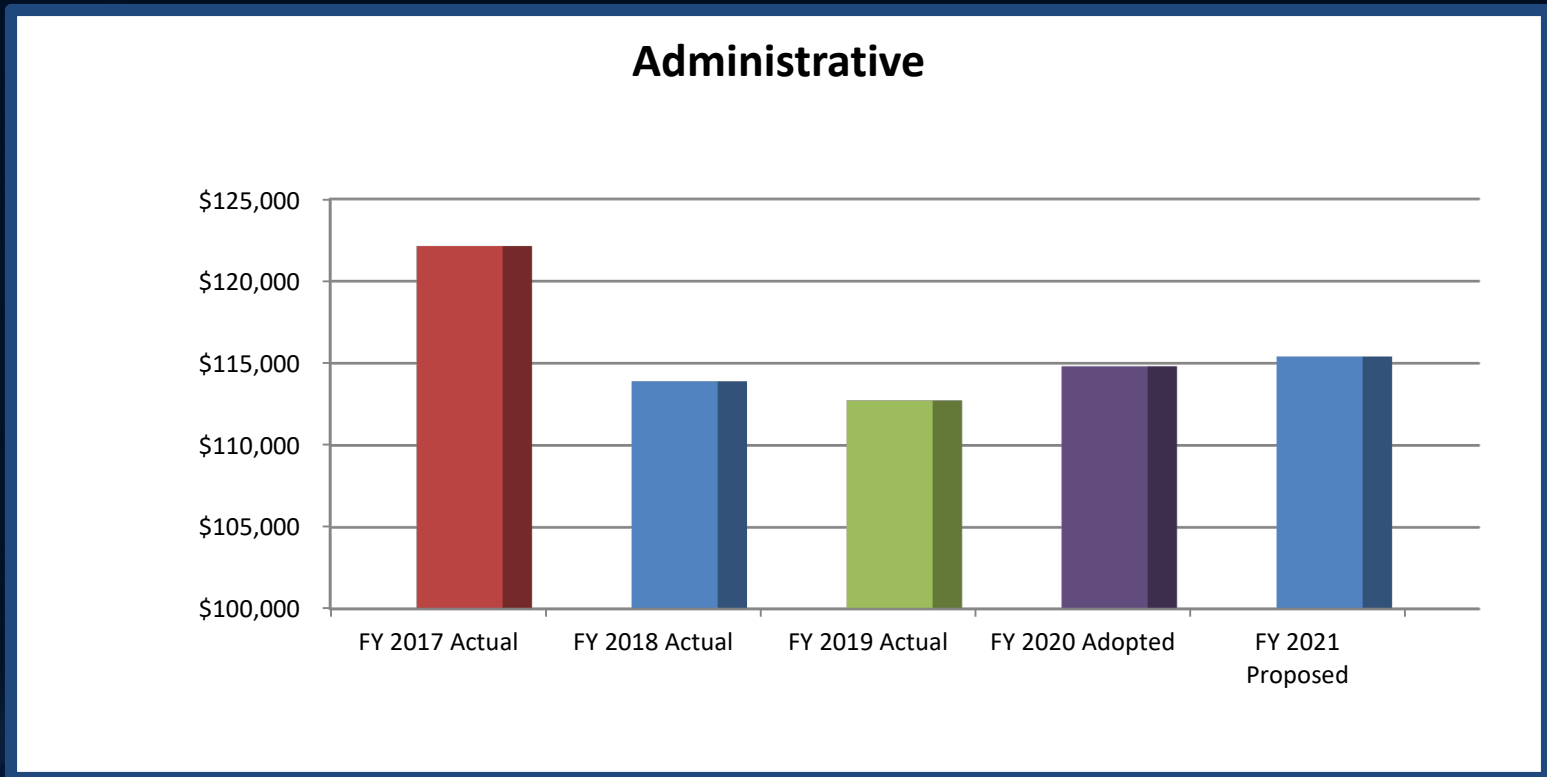
DG FARMS CDD

FY 2021 Expenditure Summary: \$582,080



DG FARMS CDD

Administrative: \$115,404



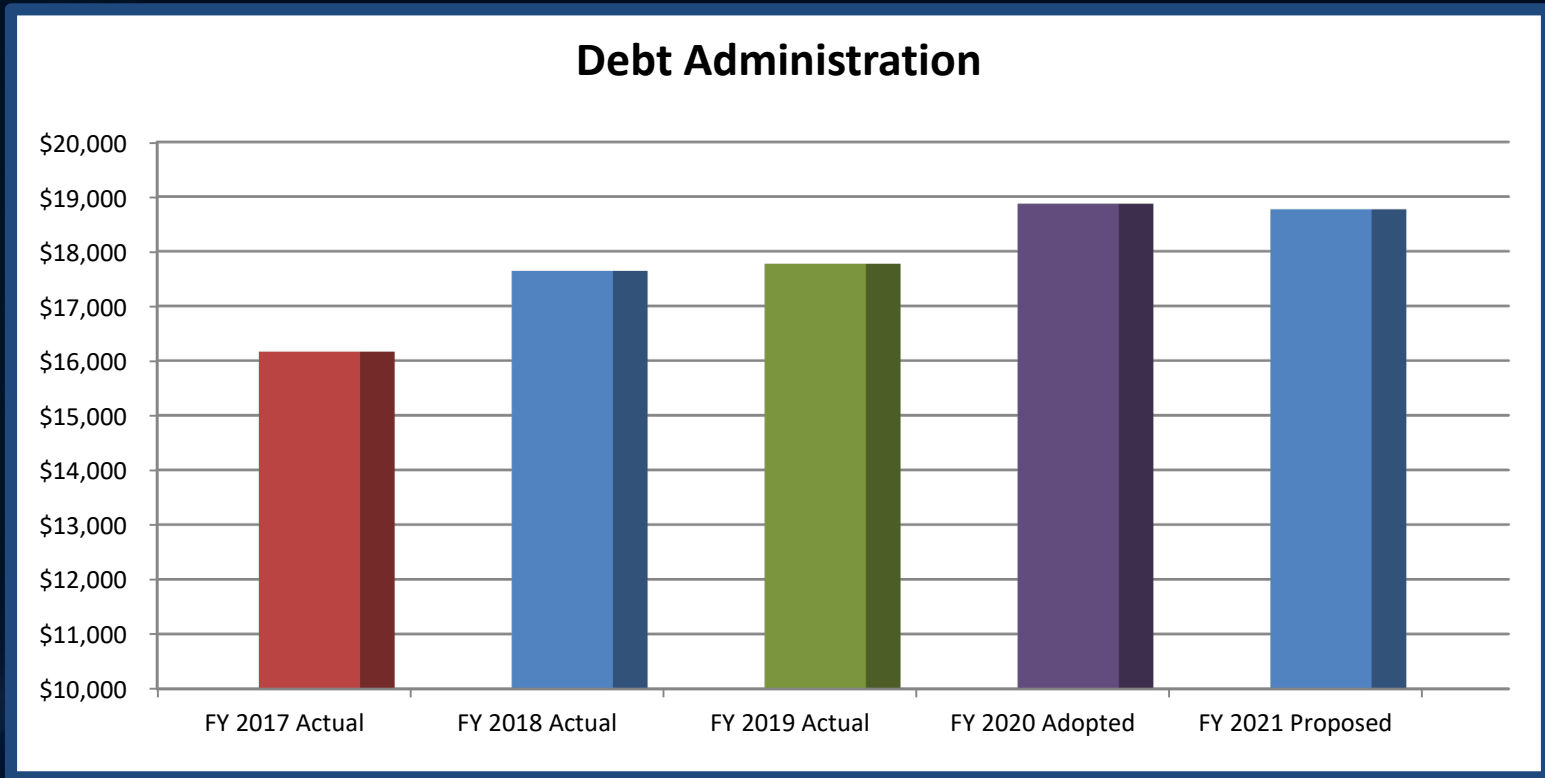
DG FARMS CDD

Administrative: 20%, Increase of \$592

	FY 2017 ACTUAL	FY 2018 ACTUAL	FY 2019 ACTUAL	FY 2020 ADOPTED	FY 2020 YTD MAR 31, 2020	FY 2021 PROPOSED	VARIANCE FY 2020 TO FY 2021
GENERAL ADMINISTRATIVE							
SUPERVISORS COMPENSATION	4,385	2,400	3,200	8,000	1,400	8,000	-
PAYROLL TAXES	352	184	245	612	107	612	-
PAYROLL SERVICES	351	211	398	673	98	673	-
MANAGEMENT CONSULTING SERVICES	28,000	29,008	29,008	29,000	14,504	29,000	-
CONSTRUCTION ACCOUNTING SERVICES	9,500	5,500	-	-	-	-	-
PLANNING, COORDINATING & CONTRACT SERVICES	36,000	36,000	36,000	36,000	18,000	36,000	-
ADMINISTRATIVE SERVICES	6,000	6,000	6,000	6,000	3,000	6,000	-
BANK FEES	101	247	276	180		180	-
MISCELLANEOUS	750	938	3,000	500	13	500	-
AUDITING SERVICES	2,500	2,700	2,800	2,950		2,950	-
TRAVEL PER DIEM	12	14		250		250	-
INSURANCE	15,339	18,279	17,629	18,000	11,644	19,314	1,314
REGULATORY AND PERMIT FEES	175	175	175	175	175	175	-
ROOM RENTAL	50	-	-	600		600	-
LEGAL ADVERTISEMENTS	4,566	2,223	4,844	1,500	419	2,000	500
ENGINEERING SERVICES	5,541	1,718	845	2,107	370	2,500	393
LEGAL SERVICES	7,400	5,040	6,097	6,000	1,602	5,000	(1,000)
PERFORMANCE & WARRANTY BOND PREM	-	2,500	-	-	-	-	-
MASS MAILING	376	-	-	-	-	-	-
WEBSITE HOSTING	737	760	2,211	2,265	1,494	1,650	(615)
TOTAL GENERAL ADMINISTRATIVE	122,135	113,897	112,727	114,812	52,825	115,404	592

DG FARMS CDD

Debt Administration: \$18,769



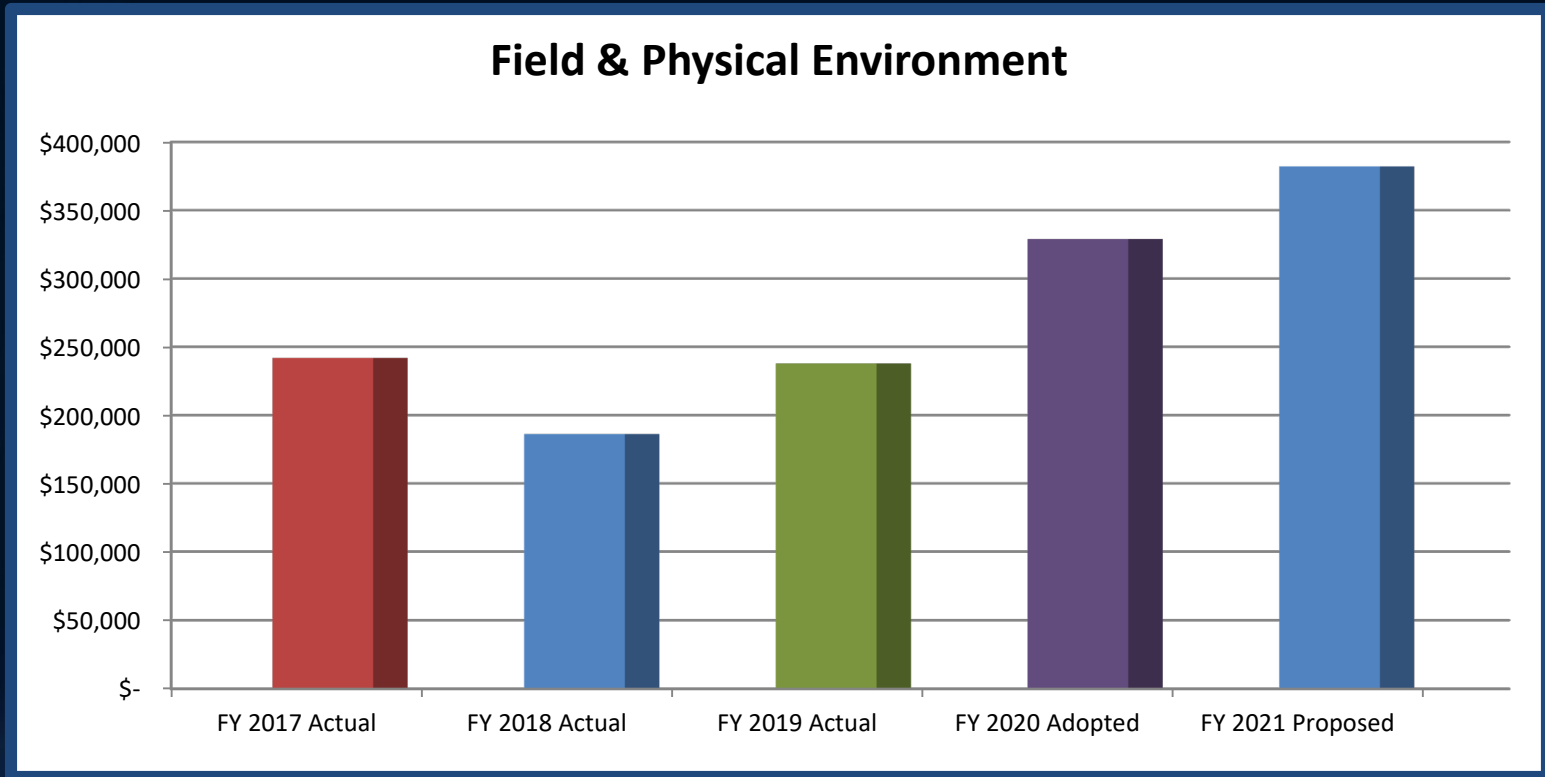
DG FARMS CDD

Debt Administration: 3%, Decrease of \$100

	FY 2017 ACTUAL	FY 2018 ACTUAL	FY 2019 ACTUAL	FY 2020 ADOPTED	FY 2020 YTD MAR 31, 2020	FY 2021 PROPOSED	VARIANCE FY 2020 TO FY 2021
DEBT ADMINISTRATION							
DISSEMINATION AGENT	6,000	5,000	6,000	6,000		6,000	-
TRUSTEE FEES	5,913	8,391	8,172	8,519	6,569	8,519	-
TRUST FUND ACCOUNTING	3,600	3,600	3,600	3,600	1,800	3,600	-
ARBITRAGE	650	650	-	750	650	650	(100)
DEFICIT FUNDING	-	-	-	-	-	-	-
TOTAL DEBT ADMINISTRATION	16,163	17,641	17,772	18,869	9,019	18,769	(100)

DG FARMS CDD

Physical Environment Expenditures: \$382,112



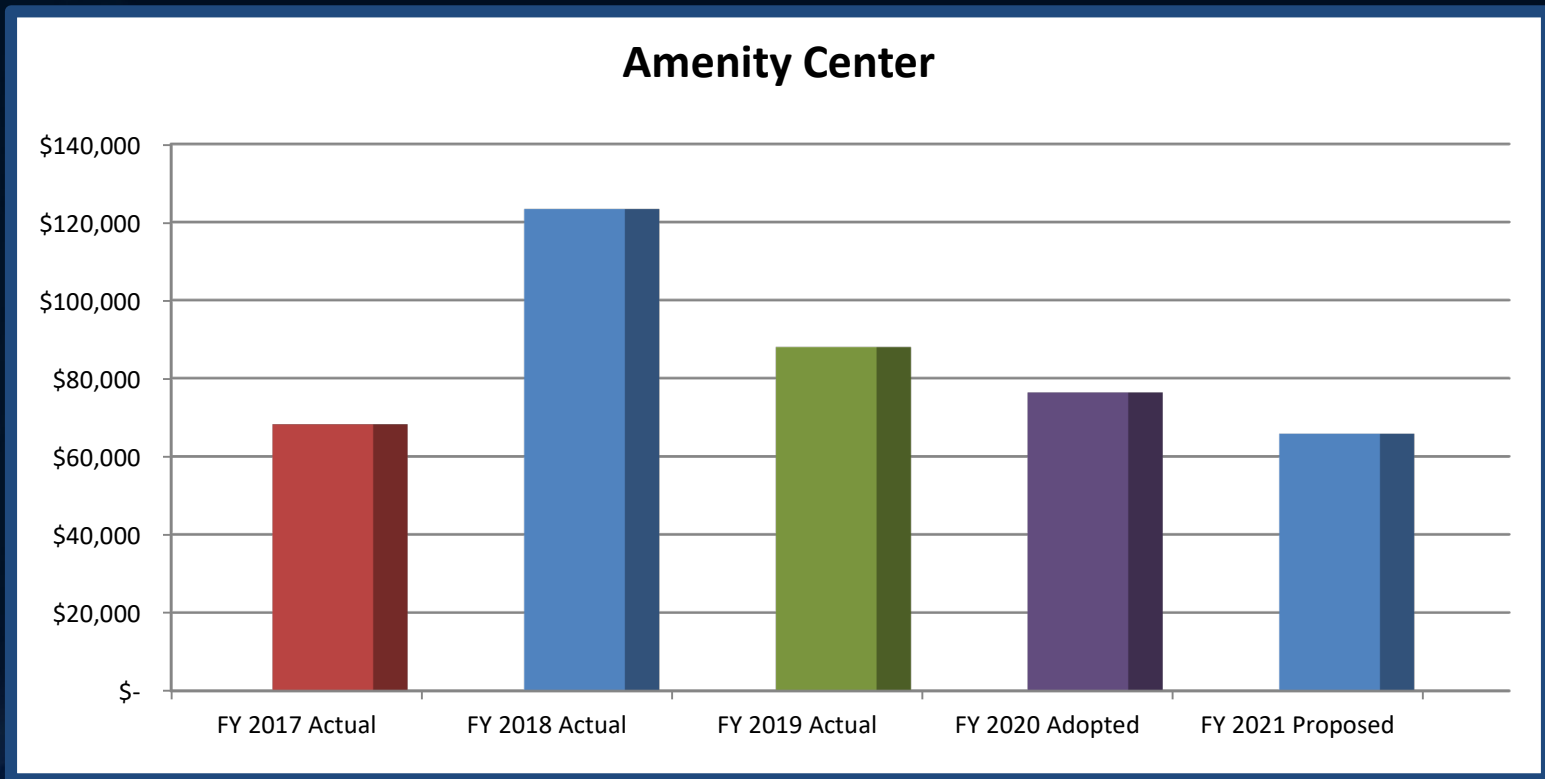
DG FARMS CDD

Physical Environment Expenditures: 66%, Increase of \$53,144

	FY 2017 ACTUAL	FY 2018 ACTUAL	FY 2019 ACTUAL	FY 2020 ADOPTED	FY 2020 YTD MAR 31, 2020	FY 2021 PROPOSED	VARIANCE FY 2020 TO FY 2021
FIELD & PHYSICAL ENVIRONMENT							
COMPREHENSIVE FIELD TECH SERVICES	15,452	19,739	17,438	13,896	6,948	13,896	-
FIELD SERVICE MANAGEMENT	-	5,000	4,167	-	-	-	-
FIELD TRAVEL EXPENDITURE	2,142	2,376	-	-	-	-	-
STREETPOLE LIGHTING	46,425	42,164	54,234	89,460	30,343	102,740	13,280
ELECTRICITY (IRRIGATION & POND PUMPS)	7,494	6,912	10,578	14,600	5,352	11,280	(3,320)
WATER	-	-	7,959	-	8,624	24,300	24,300
LANDSCAPING MAINTENANCE	97,682	64,330	70,147	133,958	67,473	138,958	5,000
LANDSCAPING MAINTENANCE - new entrance road	-	11,430	-	20,000	-	27,300	7,300
LANDSCAPE REPLINISHMENT	22,957	-	11,965	5,000	53,256	5,000	-
IRRIGATION MAINTENANCE	4,851	7,686	12,525	10,000	1,509	10,000	-
MANUAL IRRIGATION	5,000	-	-	-	-	-	-
POND MOWING	4,200	-	10,494	-	-	-	-
POND & LAKE MAINTENANCE	9,990	11,532	15,019	17,836	7,706	18,702	866
SOLID WASTE DISPOSAL	1,957	2,070	2,253	2,220	1,379	2,760	540
NPDES & STORMDRAIN INSPECTIONS & REPAIRS	6,185	-	-	-	-	-	-
STREETSWEeping	-	250	-	-	-	-	-
WILDLIFE REMOVAL	-	-	-	-	-	6,800	6,800
GATE MAINTENANCE & REPAIR	9,425	-	3,636	6,000	200	5,000	(1,000)
FOUNTAIN MAINTENANCE & REPAIR	-	-	-	-	-	1,700	1,700
PET WASTE REMOVAL	1,463	1,500	2,480	2,676	1,447	2,676	-
HOLIDAY LIGHTING	-	5,000	4,998	5,000	5,077	5,500	500
GATE CLICKERS & TRANSMITTERS	2,618	-	6,400	4,500	-	3,000	(1,500)
MISCELLANEOUS (Well Repairs & Recycle Containers in FY 2018)	4,067	6,135	3,554	3,822	752	2,500	(1,322)
TOTAL FIELD & PHYSICAL ENVIRONMENT	241,908	186,124	237,847	328,968	190,066	382,112	53,144

DG FARMS CDD

Amenity Center Operations: \$65,795



DG FARMS CDD

Amenity Center Operations: 11%, Decrease of \$10,570

	FY 2017 ACTUAL	FY 2018 ACTUAL	FY 2019 ACTUAL	FY 2020 ADOPTED	FY 2020 YTD MAR 31, 2020	FY 2021 PROPOSED	VARIANCE FY 2020 TO FY 2021
AMENITY CENTER OPERATIONS							
POOL & WATER FEATURE SERVICE CONTRACT	13,500	13,725	15,000	15,000	7,350	15,000	-
POOL MAINTENANCE & REPAIR	-	-	160	2,500	3,200	2,500	-
POOL PERMIT	275	275	275	425	-	275	(150)
AMENITY MANAGEMENT	-	3,000	4,500	4,500	2,250	4,500	-
AMENITY CENTER CLEANING & MAINTENANCE	6,150	6,850	7,500	10,000	3,600	9,000	(1,000)
AMENITY CENTER INTERNET	1,882	2,096	2,092	2,400	1,263	2,400	-
AMENITY CENTER ELECTRICITY	11,447	7,334	7,600	9,300	3,596	7,500	(1,800)
AMENITY CENTER WATER	1,928	4,474	3,155	3,600	1,930	4,080	480
AMENITY CENTER PEST CONTROL	2,700	780	1,440	1,440	720	1,440	-
POWER WASH AMENITY	4,125	2,750	3,000	3,000	1,500	3,000	-
LANDSCAPE MAINTENANCE	22,681	16,528	23,922	-	-	-	-
LANDSCAPE REPLACEMENT - INFILL	-	-	4,817	10,000	-	5,000	(5,000)
MISCELLANEOUS AMENITY CENTER REPAIRS & MAIN.	213	3,558	10,331	5,000	1,235	2,500	(2,500)
AMENITY CENTER FURNITURE REPAIR & REPLACEMENT	-	-	-	5,000	4,422	5,000	-
SECURITY MONITORING	3,313	4,186	4,208	4,200	2,100	3,600	(600)
CONTINGENCY	-	57,796	-	-	-	-	-
TOTAL AMENITY CENTER OPERATIONS	68,214	123,352	87,999	76,365	33,166	65,795	(10,570)

DG FARMS CDD

Why is the Money Spent? Chain of Results

Row #	\$ Input	Project	Output	Target	Impact
1	\$102,740	Street lighting	Increased costs by \$13,280 due to an additional lights being added	Community-wide	Better lighting for areas that are being developed, better walkability and drivability
2	\$35,580	Electricity & Water	Increase cost of \$20,980 due to additional meters this year and more next year	Community-wide	Electricity for irrigation pumps, gates and fountains; water for irrigation
3	\$199,960	Landscape & Pond Maintenance	Increased cost by \$13,166 due to additional areas being added	Community-wide	Enhanced areas, improved aesthetics for the community
4	\$6,800	Wildlife Removal	Have funds for the possibility of removing hogs and/or gators	Community-wide	Protect homeowners property and common property;

- QUESTIONS?