

District: **MIRADA COMMUNITY DEVELOPMENT DISTRICT**

Date of Workshop: Tuesday, July 21st, 2020

Time: 6:00 PM

Location: Via Zoom teleconference
Due to COVID 19
Per Gov Exec Order 20-69

Dial-in Number: 929-205-6099

Meeting ID: 891 6408 4356#

Agenda

I. Roll Call

II. Business Matters

A. Review of the FY 2021 Proposed Budget

Exhibit 1

III. Audience Comments – New Business – *(limited to 3 minutes per individual for non-agenda items)*

IV. Adjournment

EXHIBIT 1.

MIRADA COMMUNITY DEVELOPMENT DISTRICT



**PROPOSED OPERATING BUDGET
OCTOBER 1, 2020 – SEPTEMBER 30, 2021**

MIRADA COMMUNITY DEVELOPMENT DISTRICT

BUDGET DEVELOPMENT:

FLORIDA STATUTE 189.418:

The total amount available from taxation and other sources, including balances brought forward for prior fiscal years, must equal the total of appropriations for expenditures and reserves.

(A Balanced Budget)

Mirada Community Development District

BOARD BUDGET DEVELOPMENT:

1. Review of Actual Expenditures of Prior Fiscal Years
2. Review of Contracts and Service Level Provided
3. Consideration of Future Service Needs

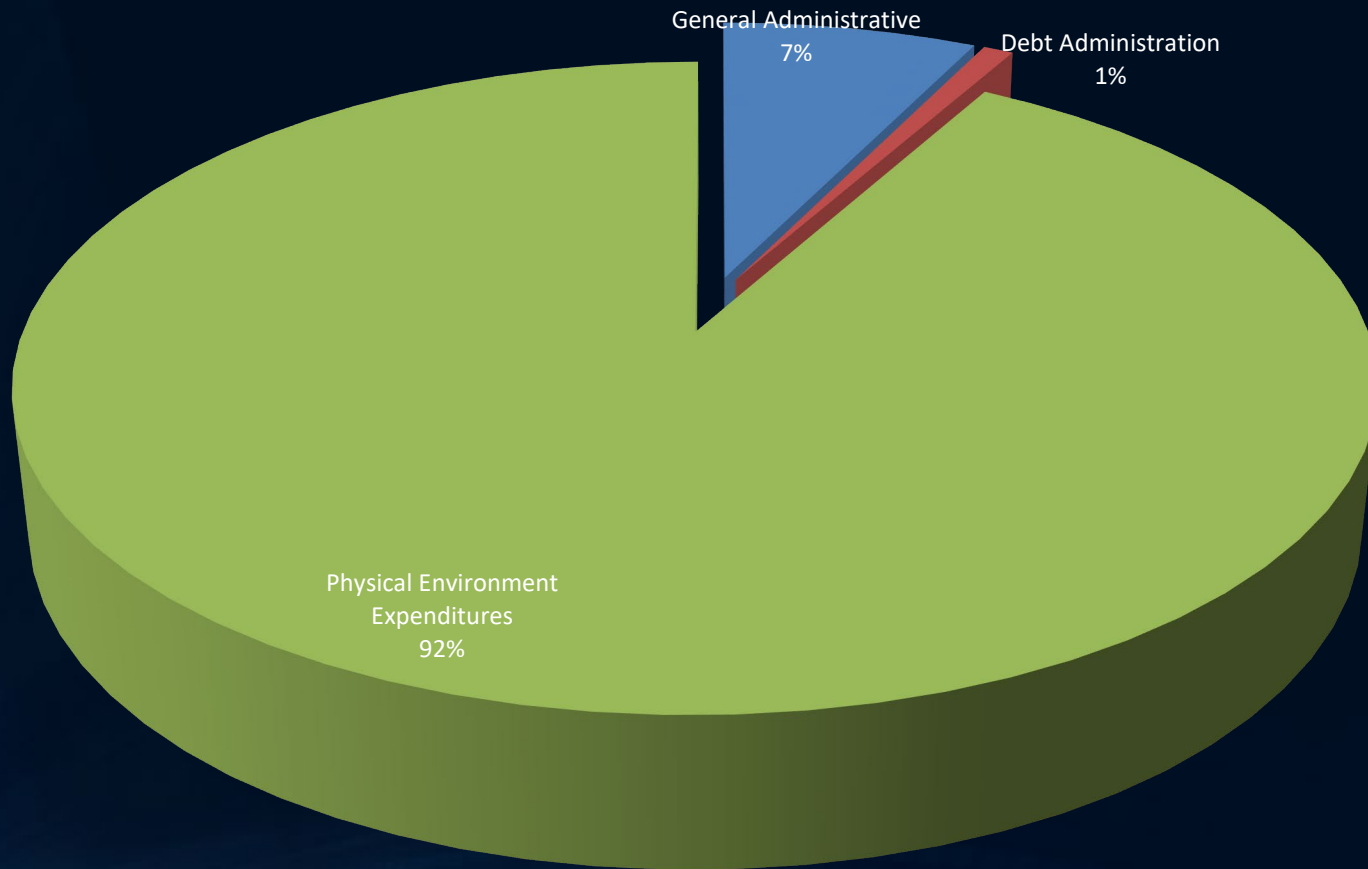
MIRADA CDD

FY 2021 Gross Assessment Allocation

LOT WIDTH	UNITS	GROSS ASSMT/UNIT FY 2021	GROSS ASSMT/UNIT FY 2020	GROSS ASSMT/UNIT DIFFERENCE (\$)	MONTHLY CHANGE
TH (23')	110	\$676	\$665	\$11	\$0.92
35'	118	\$1,029	\$1,012	\$17	\$1.39
40'	123	\$1,176	\$1,156	\$19	\$1.59
50'	152	\$1,471	\$1,445	\$24	\$1.99
60'	210	\$1,765	\$1,734	\$29	\$2.39
TH (27') (AA - Ph 1)	154	\$882	\$867	\$14	\$1.19
50' (AA - Ph1)	134	\$1,471	\$1,445	\$24	\$1.99
60' (AA - Ph1)	67	\$1,765	\$1,734	\$29	\$2.39
TH (27') AA - Ph 2	50	\$882	\$867	\$14	\$1.19
50' (AA - Ph2)	269	\$1,471	\$1,445	\$24	\$1.99
60' (AA - Ph2)	130	\$1,765	\$1,734	\$29	\$2.39
Total	1517				

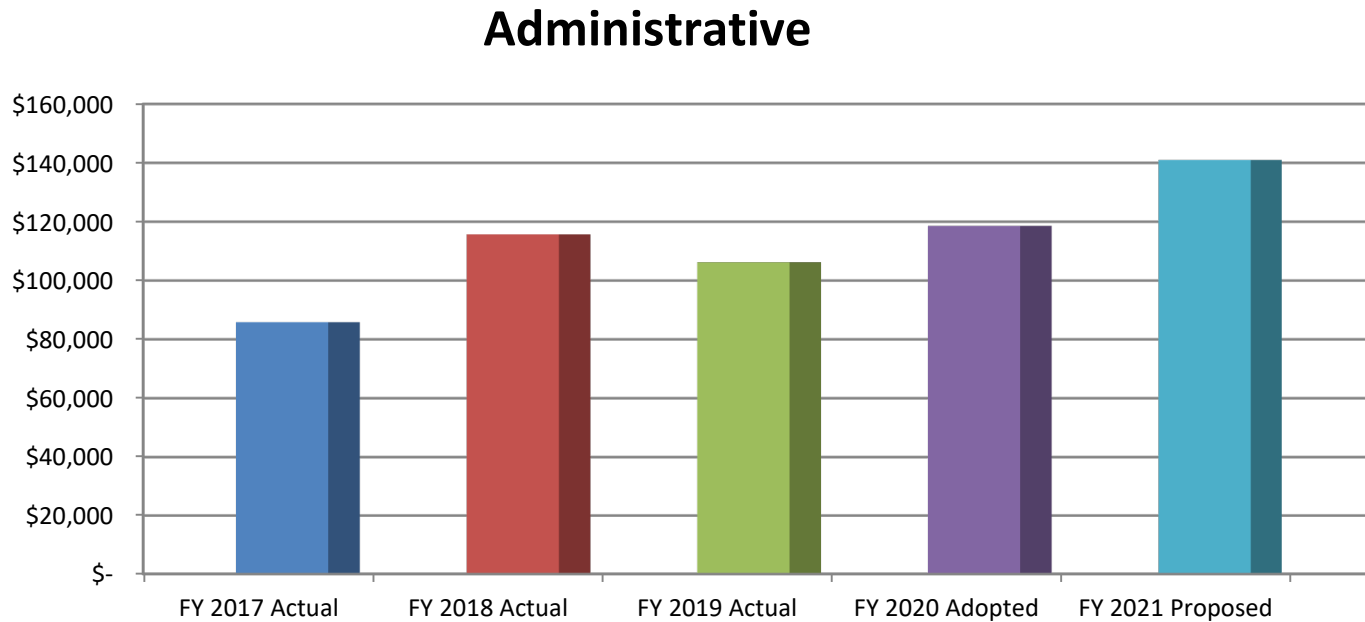
MIRADA CDD

FY 2021 Expenditure Summary: \$1,931,736



MIRADA CDD

Administrative: \$140,960



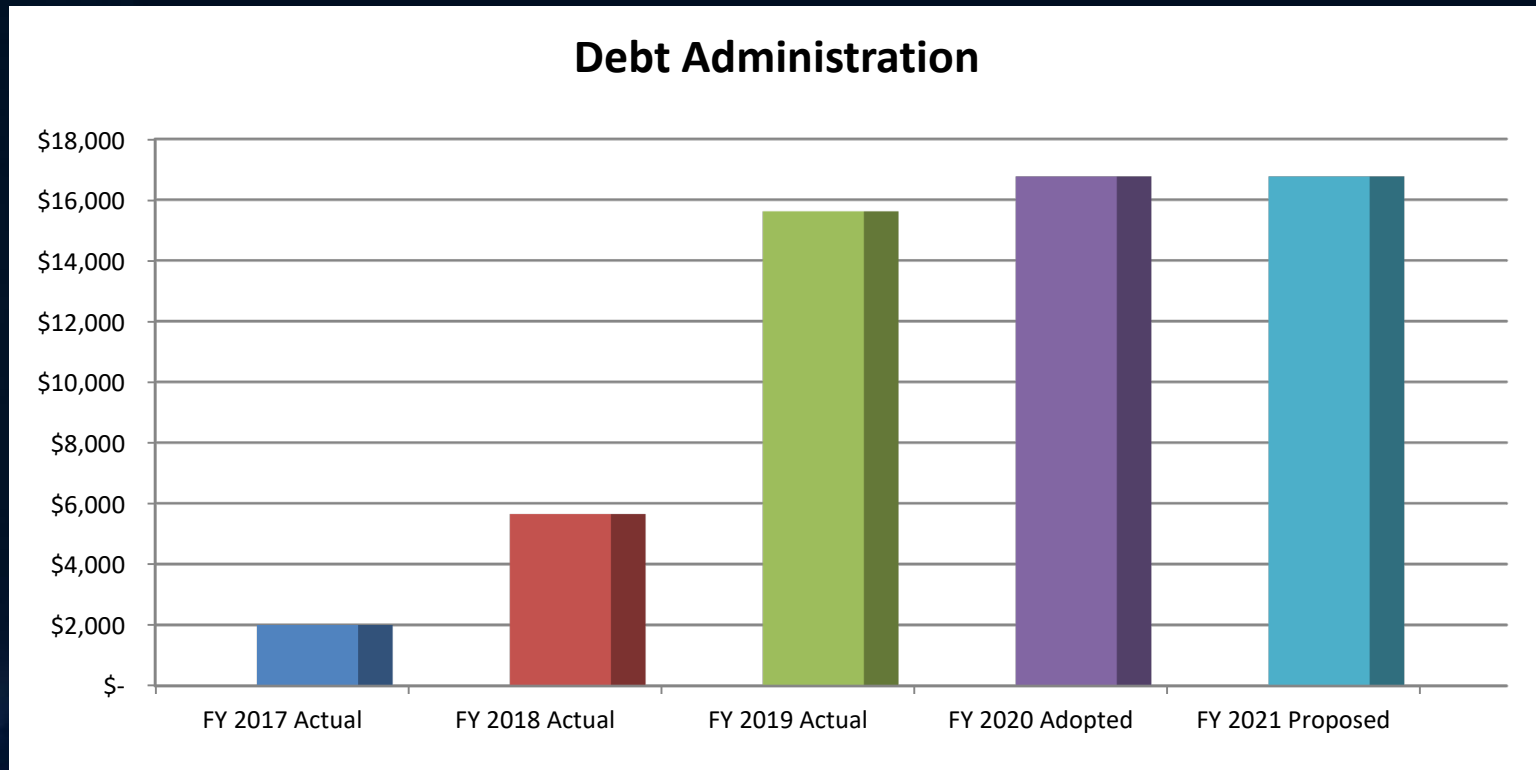
MIRADA CDD

Administrative: 7%, Increase of \$22,385

	FY 2017 ACTUAL	FY 2018 ACTUAL	FY 2019 ACTUAL	FY 2020 ADOPTED	FY 2020 YTD MAR 31, 2020	FY 2021 PROPOSED	VARIANCE FY 2020 TO FY 2021
GENERAL ADMINISTRATIVE							
SUPERVISORS COMPENSATION	3,200	7,800	3,400	8,000	2,400	8,000	-
PAYROLL TAXES	264	644	267	612	184	612	-
PAYROLL PROCESSING	576	593	441	457	147	457	-
MANAGEMENT CONSULTING SERVICES	21,000	26,000	21,000	21,000	10,500	21,000	-
CONSTRUCTION ACCOUNTING SERVICES	-	9,000	9,000	9,000	9,000	9,000	-
PLANNING, COORDINATING & CONTRACT SERVICES	36,000	36,000	36,000	36,000	18,000	36,000	-
ADMINISTRATIVE SERVICES	-	3,504	3,504	3,500	1,752	3,500	-
BANK FEES	76	127	139	300	-	300	-
MISCELLANEOUS	1,450	-	220	500	-	500	-
AUDITING SERVICES	-	2,850	2,900	2,950	-	2,950	-
TRAVEL PER DIEM	27	56	50	100	-	100	-
MEETING ROOM RENTAL	-	-	-	216	26	720	504
INSURANCE	2,410	5,300	6,294	20,000	19,024	20,000	-
REGULATORY AND PERMIT FEES	175	325	325	175	175	175	-
LEGAL ADVERTISEMENTS	913	3,108	1,393	2,000	6,912	10,000	8,000
ENGINEERING SERVICES	525	5,832	8,221	4,000	2,808	4,000	-
LEGAL SERVICES	18,320	13,824	10,245	7,500	2,237	7,500	-
WEBSITE HOSTING	917	740	2,826	2,265	782	1,650	(615)
ADMINISTRATIVE CONTINGENCY	-	-	-	-	-	14,496	14,496
TOTAL GENERAL ADMINISTRATIVE	85,853	115,703	106,225	118,575	73,946	140,960	22,385

MIRADA CDD

Debt Administration: \$16,768



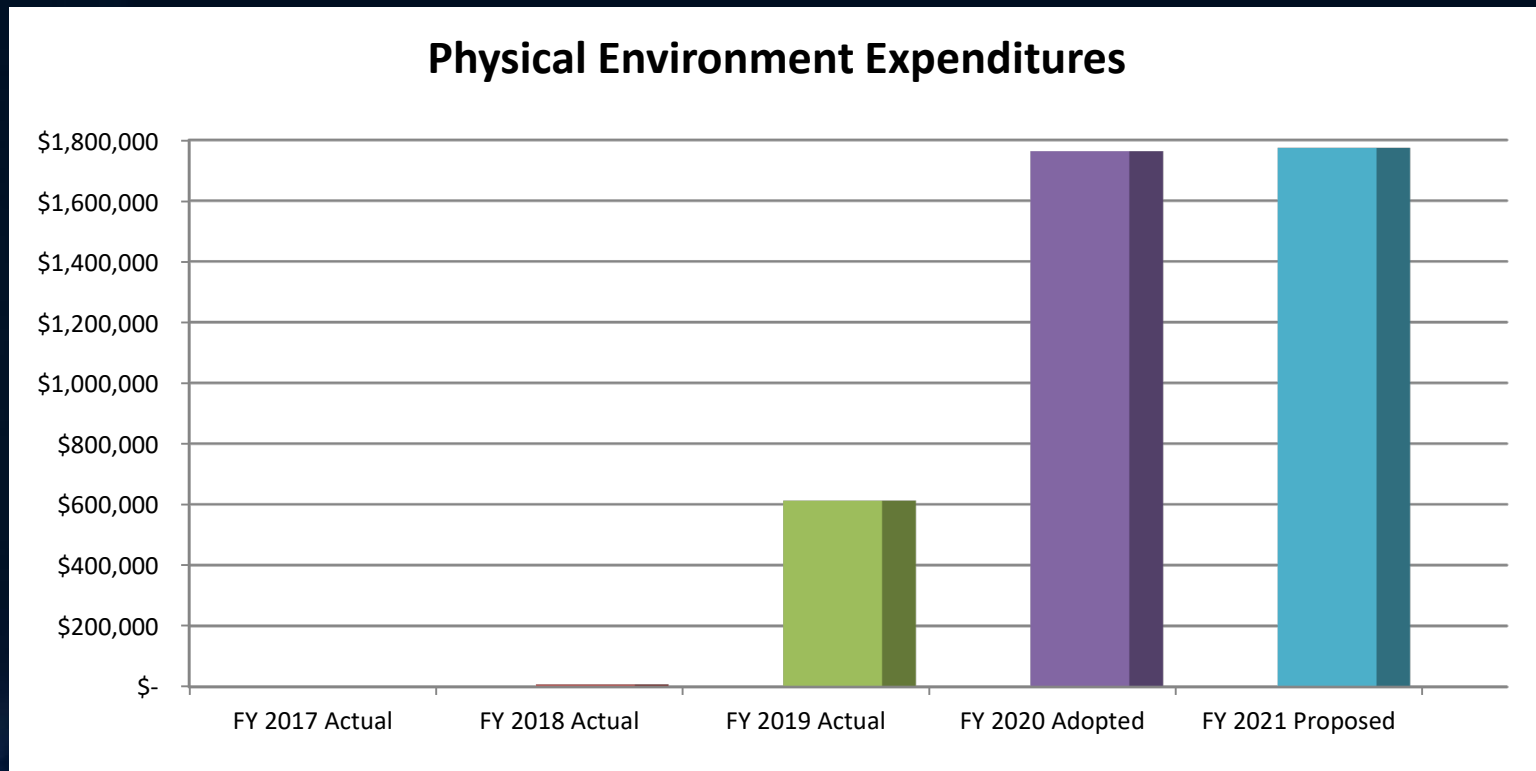
MIRADA CDD

Debt Administration: 1%, No Variance

	FY 2017 ACTUAL	FY 2018 ACTUAL	FY 2019 ACTUAL	FY 2020 ADOPTED	FY 2020 YTD MAR 31, 2020	FY 2021 PROPOSED	VARIANCE FY 2020 TO FY 2021
DEBT ADMINISTRATION:							
DISSEMINATION AGENT	2,000	5,000	5,000	5,000	5,000	5,000	-
TRUSTEE FEES	-	-	9,967	9,968	-	9,968	-
ARBITRAGE	-	650	650	1,800	-	1,800	-
TOTAL DEBT ADMINISTRATION	2,000	5,650	15,617	16,768	5,000	16,768	-

MIRADA CDD

Physical Environment Expenditures: \$1,774,008



MIRADA CDD

Physical Environment Expenditures: 92%, Increase of \$11,000

	FY 2017 ACTUAL	FY 2018 ACTUAL	FY 2019 ACTUAL	FY 2020 ADOPTED	FY 2020 YTD MAR 31, 2020	FY 2021 PROPOSED	VARIANCE FY 2020 TO FY 2021
PHYSICAL ENVIRONMENT EXPENDITURES							
COMPREHENSIVE FIELD TECH SERVICES	-	336	8,106	13,896	6,948	13,896	-
FIELD TRAVEL	-	-	-	-	-	-	-
STREETPOLE LIGHTING	-	-	-	267,400	9,602	267,400	-
ELECTRICITY (IRRIGATION & POND PUMPS)	1,181	304	1,799	2,400	967	2,400	-
WATER	-	-	47,082	6,000	36,307	72,000	66,000
LANDSCAPING MAINTENANCE	-	-	344,654	1,300,000	444,535	1,200,000	(100,000)
IRRIGATION MAINTENANCE	-	-	-	9,000	-	9,000	-
RUST CONTROL	-	-	-	-	-	-	-
ENVIRONMENTAL MITIGATION & MAINTENANCE	-	-	-	-	-	30,000	30,000
POND MAINTENANCE	-	-	26,810	42,312	21,156	42,312	-
RETENTION POND MOWING	-	-	160,085	-	-	-	-
STORMWATER DRAIN & MAINTENANCE	-	-	-	-	-	-	-
NPDES MONITORING	-	-	-	-	-	15,000	15,000
LANDSCAPE MISCELLANEOUS	-	-	-	50,000	19,900	50,000	-
AMENITY MANAGEMENT	-	-	-	-	-	-	-
ENTRANCE FOUNTAINS MAINTENANCE	-	-	-	72,000	-	72,000	-
CONTINGENCY FOR PHYSICAL ENVIRONMENT	-	7,525	23,877	-	15,000	-	-
TOTAL PHYSICAL ENVIRONMENT EXPENDITURES	1,181	8,165	612,414	1,763,008	554,415	1,774,008	11,000

- QUESTIONS?