

District: **UNION PARK EAST COMMUNITY DEVELOPMENT DISTRICT**

Date of Workshop: Wednesday, July 15<sup>th</sup>, 2020

Time: 6:00 PM

Location: Via Zoom teleconference  
Due to COVID 19  
Per Gov Exec Order 20-69

Dial-in Number: 929-205-6099

Meeting ID: 816 6277 9170#

*Agenda*

**I. Roll Call**

**II. Business Matters**

A. Review of the FY 2021 Proposed Budget

Exhibit 1

**III. Audience Comments – New Business –** *(limited to 3 minutes per individual for non-agenda items)*

**IV. Adjournment**

**EXHIBIT 1.**

# UNION PARK EAST COMMUNITY DEVELOPMENT DISTRICT



**PROPOSED OPERATING BUDGET  
OCTOBER 1, 2020 – SEPTEMBER 30, 2021**

# UNION PARK EAST COMMUNITY DEVELOPMENT DISTRICT

## **BUDGET DEVELOPMENT:**

FLORIDA STATUTE 189.418:

The total amount available from taxation and other sources, including balances brought forward for prior fiscal years, must equal the total of appropriations for expenditures and reserves.

***(A Balanced Budget)***

# Union Park East Community Development District

## **BOARD BUDGET DEVELOPMENT:**

1. Review of Actual Expenditures of Prior Fiscal Years
2. Review of Contracts and Service Level Provided
3. Consideration of Future Service Needs

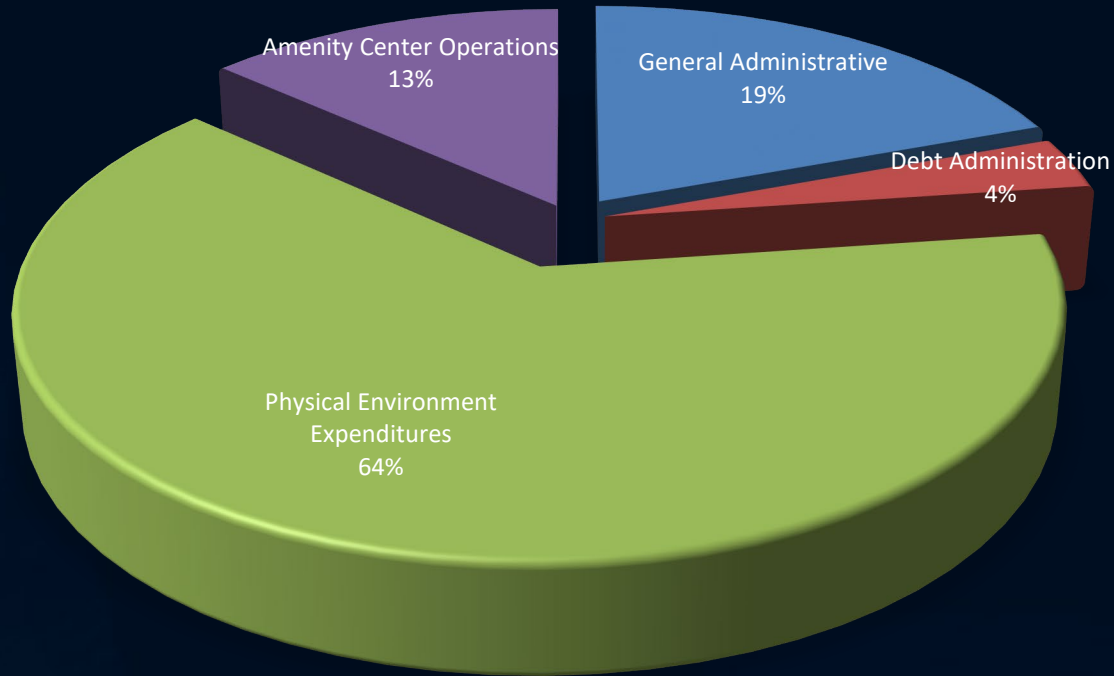
# UNION PARK EAST CDD

## FY 2021 Gross Assessment Allocation

LAND USE	UNITS	ASSIGNED ERU	PROPOSED FY 2021 O&M GROSS ASSMT/UNIT	FY 2020 O&M GROSS ASSMT/UNIT	PROPOSED ANNUAL CHANGE	PROPOSED MONTHLY CHANGE
Town-home	178	0.47	\$486	\$488	-\$2	(\$0)
40'	174	0.80	\$828	\$830	-\$3	(\$0)
50'	306	1.00	\$1,035	\$1,038	-\$3	(\$0)
60'	85	1.20	\$1,242	\$1,245	-\$4	(\$0)
TOTAL	743					

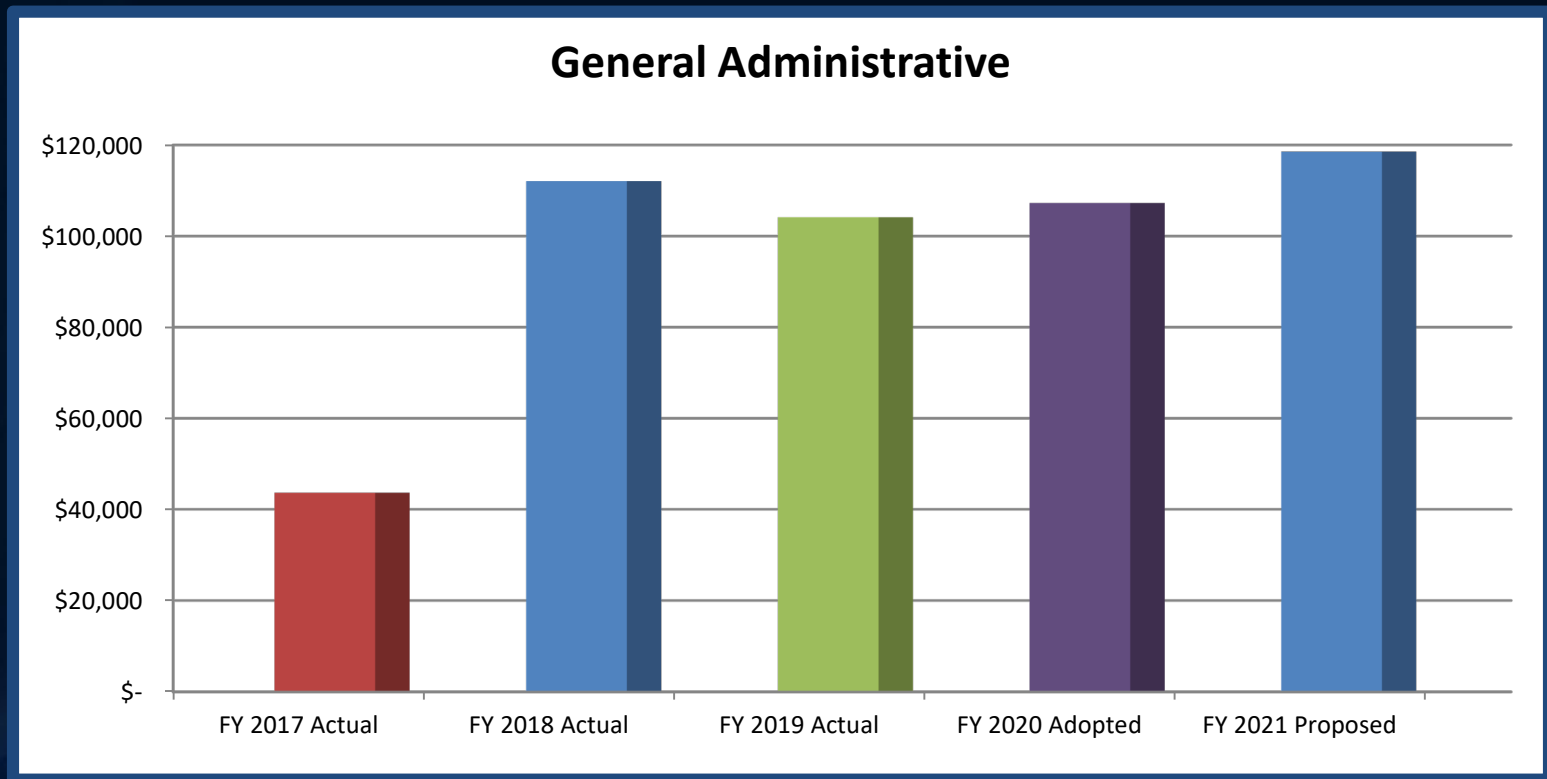
# UNION PARK EAST CDD

FY 2021 Expenditure Summary: \$613,523



# UNION PARK EAST CDD

General Administrative: \$118,561





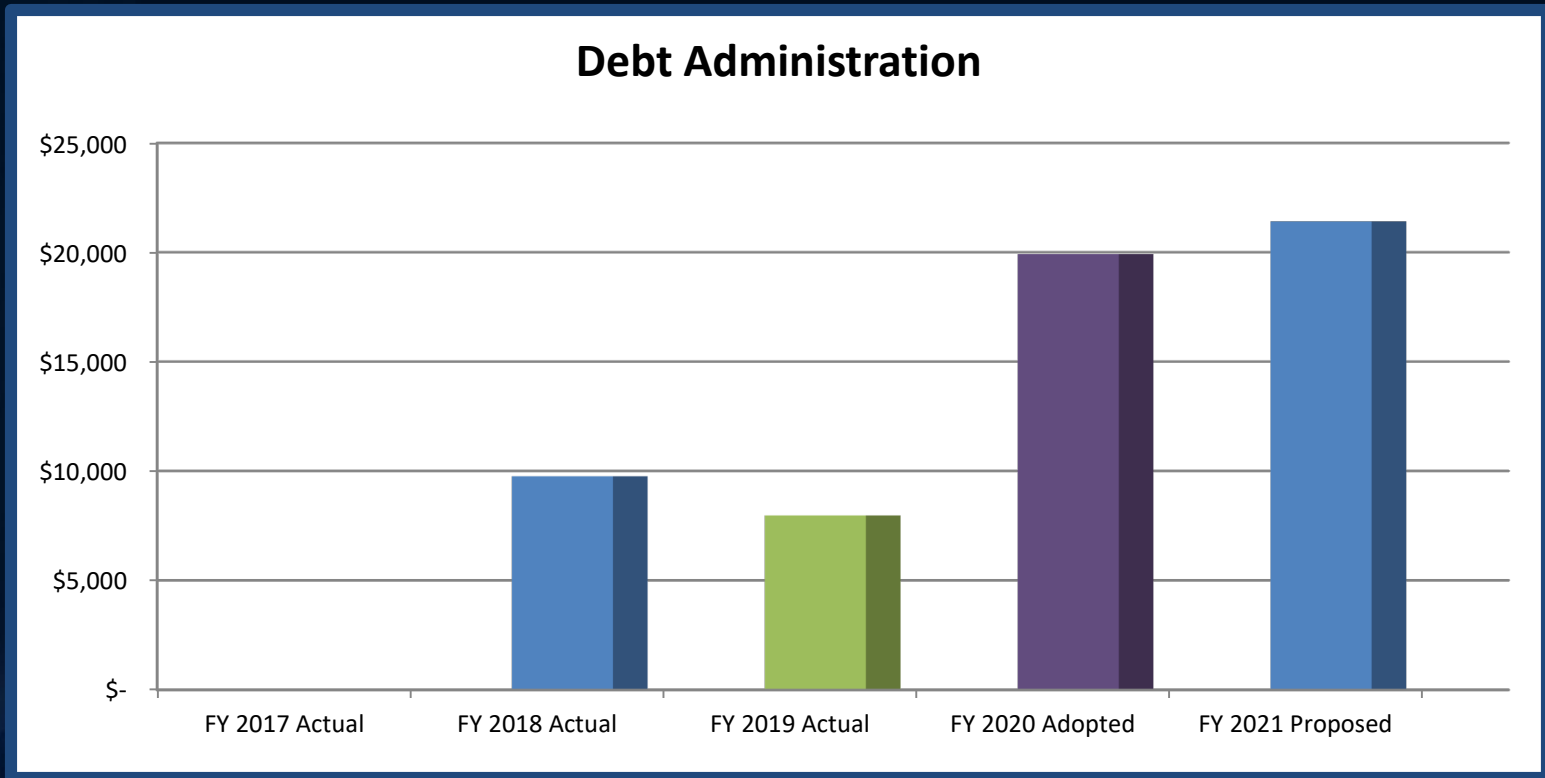
# UNION PARK EAST CDD

General Administrative: 19%, Increase of \$11,294

	FY 2017 ACTUAL	FY 2018 ACTUAL	FY 2019 ACTUAL	FY 2020 ADOPTED	FY 2020 YTD MAR 31, 2020	FY 2021 PROPOSED	VARIANCE FY 2020 TO FY 2021
<b>GENERAL ADMINISTRATIVE</b>							
SUPERVISORS COMPENSATION	2,400	5,945	3,400	5,000	2,200	6,000	1,000
PAYROLL TAXES	240	551	260	383	168	459	77
PAYROLL PROCESSING	56	414	485	295	147	349	54
MANAGEMENT CONSULTING SERVICES	19,892	21,000	21,000	21,000	10,500	21,000	-
CONSTRUCTION ACCOUNTING SERVICES	-	9,000	9,000	9,000	9,000	2,500	(6,500)
PLANNING, COORDINATING & CONTRACT SRVCS.	-	36,000	36,000	36,000	18,000	36,000	-
ADMINISTRATIVE SERVICES	-	3,504	3,600	3,600	1,800	3,600	-
BANK FEES	36	268	139	300	-	300	-
MISCELLANEOUS	20	1,913	2,600	500	-	500	-
AUDITING SERVICES	-	2,800	2,900	2,950	-	3,500	550
TRAVEL PER DIEM	21	1,273	28	300	16	300	-
INSURANCE	-	10,000	4,329	12,000	18,269	28,728	16,728
REGULATORY AND PERMIT FEES	150	175	5,175	175	175	175	-
LEGAL ADVERTISEMENTS	5,151	985	1,773	2,000	2,568	2,000	-
ENGINEERING SERVICES	3,446	8,555	4,575	4,000	1,766	4,000	-
LEGAL SERVICES	11,463	7,493	5,009	7,500	1,764	7,500	-
PERFORMANCE & WARRANTY BOND PREMIUM	-	-	-	-	-	-	-
WEBSITE HOSTING	777	738	2,805	2,265	678	1,650	(615)
ADMINISTRATIVE CONTINGENCY	-	1,450	1,045	-	-	-	-
<b>TOTAL GENERAL ADMINISTRATIVE</b>	<b>43,652</b>	<b>112,064</b>	<b>104,122</b>	<b>107,268</b>	<b>67,051</b>	<b>118,561</b>	<b>11,294</b>

# UNION PARK EAST CDD

Debt Administration: \$21,415



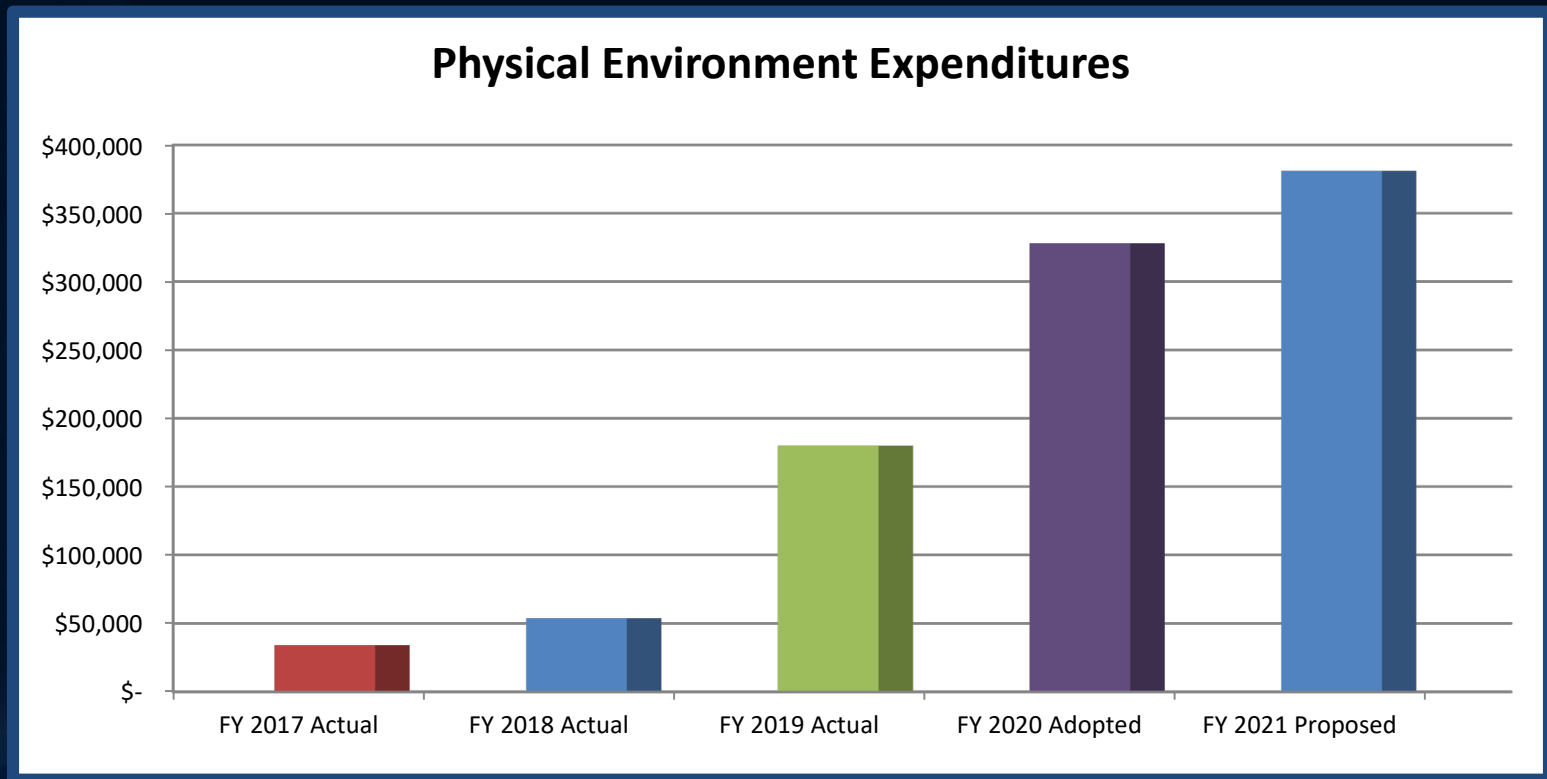
# UNION PARK EAST CDD

Debt Administration: 4%, Increase of \$1,500

	FY 2017 ACTUAL	FY 2018 ACTUAL	FY 2019 ACTUAL	FY 2020 ADOPTED	FY 2020 YTD MAR 31, 2020	FY 2021 PROPOSED	VARIANCE FY 2020 TO FY 2021
DEBT ADMINISTRATION:							
DISSEMINATION AGENT	-	-	900	5,000	6,500	6,500	1,500
TRUSTEE FEES	-	9,105	6,411	13,415	-	13,415	-
ARBITRAGE	-	650	650	1,500	-	1,500	-
<b>TOTAL DEBT ADMINISTRATION</b>	-	<b>9,755</b>	<b>7,961</b>	<b>19,915</b>	<b>6,500</b>	<b>21,415</b>	<b>1,500</b>

# UNION PARK EAST CDD

Physical Environment: \$391,040



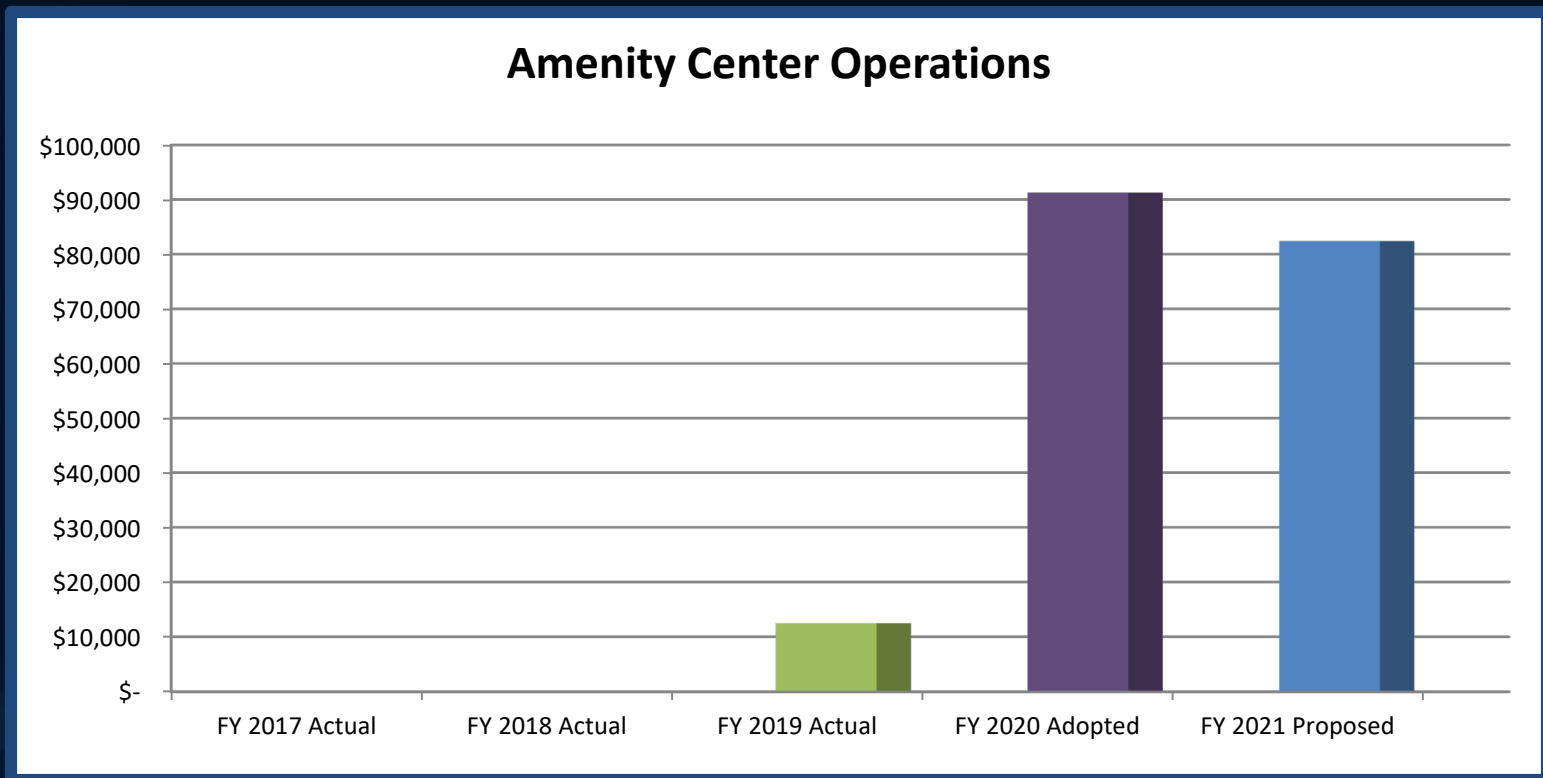
# UNION PARK EAST CDD

Physical Environment: 64%, Increase of \$63,101

	FY 2017 ACTUAL	FY 2018 ACTUAL	FY 2019 ACTUAL	FY 2020 ADOPTED	FY 2020 YTD MAR 31, 2020	FY 2021 PROPOSED	VARIANCE FY 2020 TO FY 2021
<b>PHYSICAL ENVIRONMENT EXPENDITURES</b>							
COMPREHENSIVE FIELD TECH SERVICES	34,100	-	5,845	10,019	5,010	10,020	1
FIELD TRAVEL	-	336	-	-	-	-	-
STREETPOLE LIGHTING	-	-	-	62,880	-	77,280	14,400
ELECTRICITY (IRRIGATION & POND PUMPS)	-	252	10,633	9,600	31,785	31,500	21,900
LANDSCAPING MAINTENANCE	-	36,995	134,740	201,800	61,835	161,528	(40,272)
LANDSCAPING MAINTENANCE - Phases 7 & 8	-	-	-	-	-	40,272	40,272
IRRIGATION MAINTENANCE	-	550	1,770	-	2,371	5,000	5,000
POND MAINTENANCE	-	4,200	25,200	25,200	14,096	25,200	-
FOUNTAIN MAINTENANCE	-	-	-	-	-	3,400	3,400
PET WASTE REMOVAL	-	-	-	5,340	-	5,340	-
RUST CONTROL	-	-	-	13,200	-	-	(13,200)
PHYSICAL ENVIRONMENT CONTINGENCY	-	11,373	1,702	-	170	31,600	31,600
<b>TOTAL PHYSICAL ENVIRONMENT EXPENDITURES</b>	<b>34,100</b>	<b>53,706</b>	<b>179,890</b>	<b>328,039</b>	<b>115,266</b>	<b>391,140</b>	<b>63,101</b>

# UNION PARK EAST CDD

Amenity Center Operations: \$82,407



# UNION PARK EAST CDD

Amenity Center Operations: 13%, Decrease of \$8,868

	FY 2017 ACTUAL	FY 2018 ACTUAL	FY 2019 ACTUAL	FY 2020 ADOPTED	FY 2020 YTD MAR 31, 2020	FY 2021 PROPOSED	VARIANCE FY 2020 TO FY 2021
<b>AMENITY CENTER OPERATIONS</b>							
POOL SERVICE CONTRACT	-	-	-	15,600	7,800	15,600	-
POOL MAINTENANCE & REPAIRS	-	-	-	3,000	-	2,500	(500)
POOL PERMIT	-	-	-	275	-	275	-
AMENITY MANAGEMENT	-	-	-	5,000	417	5,000	-
AMENITY CENTER CLEANING & MAINTENANCE	-	-	2,854	20,000	12,443	13,412	(6,588)
AMENITY CENTER INTERNET	-	-	-	2,100	1,419	3,000	900
AMENITY CENTER ELECTRICITY	-	-	348	9,400	-	9,420	20
AMENITY CENTER WATER	-	-	-	8,000	-	8,000	-
AMENITY CENTER PEST CONTROL	-	-	-	1,800	-	1,800	-
AMENITY CENTER RUST REMOVAL	-	-	-	-	-	-	-
REFUSE SERVICE	-	-	-	2,000	728	2,000	-
LANDSCAPE MAINTENANCE - INFILL	-	-	608	5,000	-	4,000	(1,000)
SECURITY MONITORING	-	-	-	3,600	2,568	5,400	1,800
COMMUNITY EVENTS & DECORATIONS	-	-	-	8,000	4,858	8,000	*
MISC AMENITY CENTER REPAIRS	-	-	8,682	7,500	-	4,000	(3,500)
<b>TOTAL AMENITY CENTER OPERATIONS</b>	-	-	<b>12,492</b>	<b>91,275</b>	<b>30,234</b>	<b>81,907</b>	<b>(8,868)</b>

# UNION PARK EAST CDD

## Why is the Money Spent? Chain of Results

Row #	\$ Input	Project	Output	Target	Impact
1	\$28,728	Insurance	Increased insurance cost by \$16,728 due to more property owned by the CDD	Community-wide	Insure all CDD owned property
2	\$77,280	Streetpole lighting	Increased costs by \$14,400 due to an additional 30 lights being added	Community-wide	Better lighting for areas that are being developed, better walkability and drivability
3	\$31,500	Electricity	Increase cost of \$21,900 due to additional meters this year and may add a few more next year	Community-wide	Electricity for irrigation pumps, the amenity center, and fountains
4	\$31,600	Contingency	Repair severely damaged sidewalks and trip hazards; Allow for at least 45hrs/ mo for security patrol	Community-wide	Alleviate potential trip hazards; Enhances community walkability; Have patrols to assist with amenity being used by residents & can roam property to deter potential crime



- QUESTIONS?