

District: **VILLAGES OF GLEN CREEK COMMUNITY DEVELOPMENT
DISTRICT**

Date of Workshop: Wednesday, July 22nd, 2020
Time: 6:00 PM
Location: Via Zoom teleconference
Due to COVID 19
Per Gov Exec Order 20-69

Dial-in Number: 929-205-6099
Meeting ID: 853 3760 8292#

Agenda

I. Roll Call

II. Business Matters

A. Review of the FY 2021 Proposed Budget

Exhibit 1

III. Audience Comments – New Business – *(limited to 3 minutes per individual for non-agenda items)*

IV. Adjournment

EXHIBIT 1.

VILLAGES OF GLEN CREEK
COMMUNITY DEVELOPMENT DISTRICT



**PROPOSED OPERATING BUDGET
OCTOBER 1, 2020 – SEPTEMBER 30, 2021**

VILLAGES OF GLEN CREEK COMMUNITY DEVELOPMENT DISTRICT

BUDGET DEVELOPMENT:

FLORIDA STATUTE 189.418:

The total amount available from taxation and other sources, including balances brought forward for prior fiscal years, must equal the total of appropriations for expenditures and reserves.

(A Balanced Budget)

Villages of Glen Creek Community Development District

BOARD BUDGET DEVELOPMENT:

1. Review of Actual Expenditures of Prior Fiscal Years
2. Review of Contracts and Service Level Provided
3. Consideration of Future Service Needs

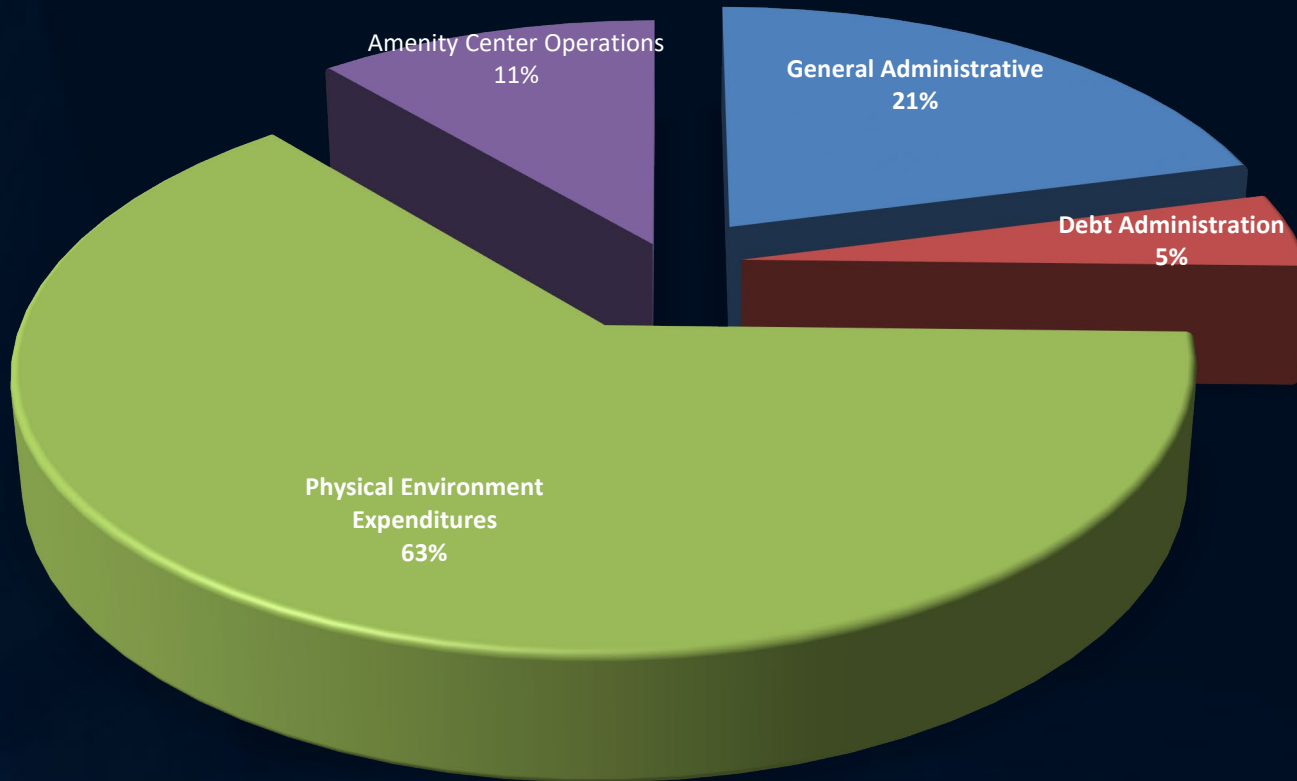
VILLAGES OF GLEN CREEK CDD

FY 2021 Gross Assessment Allocation

LAND USE	UNITS	ASSIGNED ERU	PROPOSED FY 2021 O&M GROSS ASSMT/UNIT	FY 2020 O&M GROSS ASSMT/UNIT	PROPOSED ANNUAL CHANGE	PROPOSED MONTHLY CHANGE
TH (a)	226	0.48	\$ 530	\$ 488	\$ 39	\$ 3.26
42	94	0.81	\$ 894	\$ 824	\$ 66	\$ 5.50
52	238	1.00	\$ 1,104	\$ 1,017	\$ 81	\$ 6.79
62	109	1.19	\$ 1,314	\$ 1,210	\$ 97	\$ 8.07
TOTAL	667					

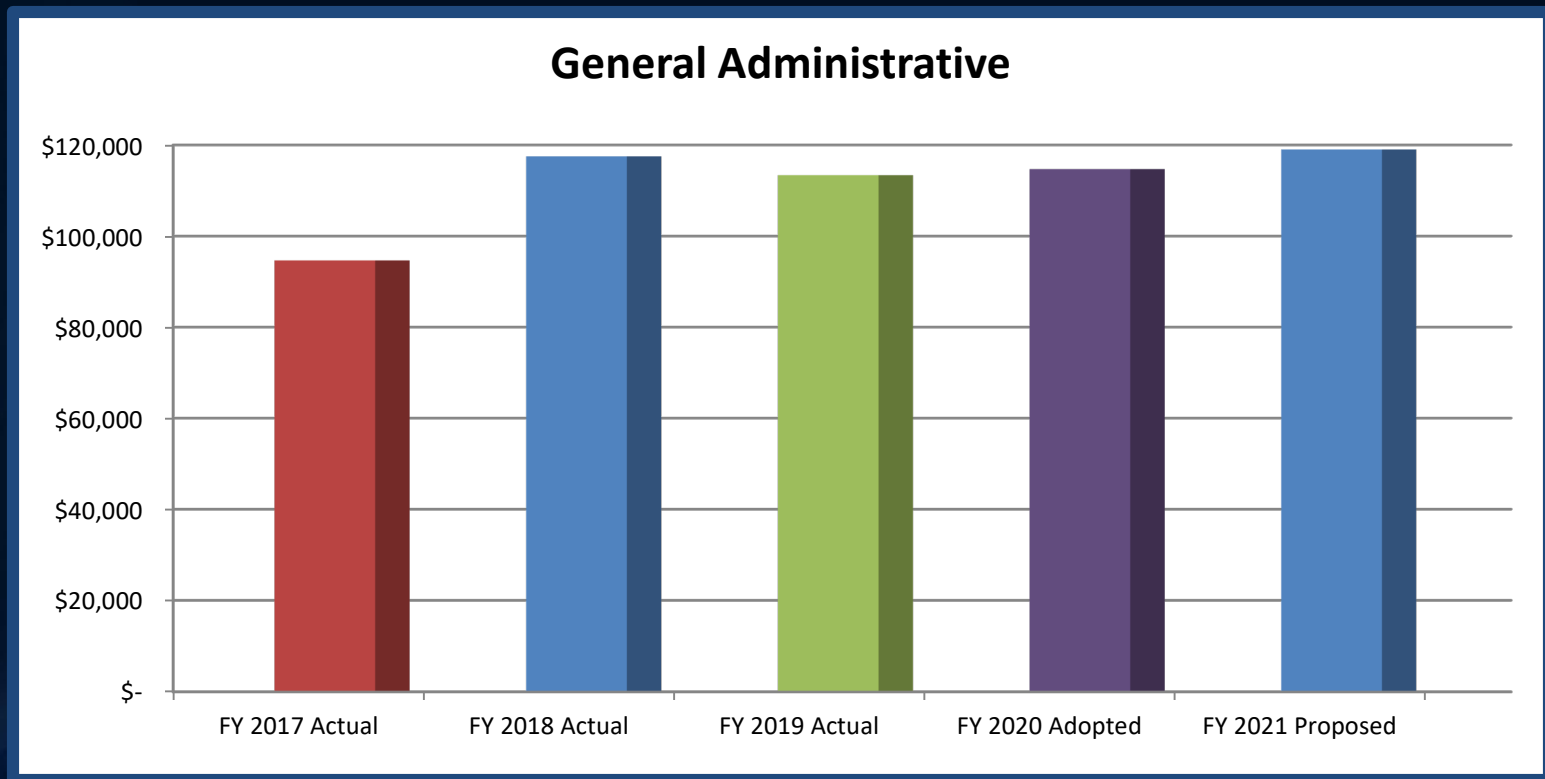
VILLAGES OF GLEN CREEK CDD

FY 2021 Expenditure Summary: \$570,211



VILLAGES OF GLEN CREEK CDD

General Administrative: \$119,017



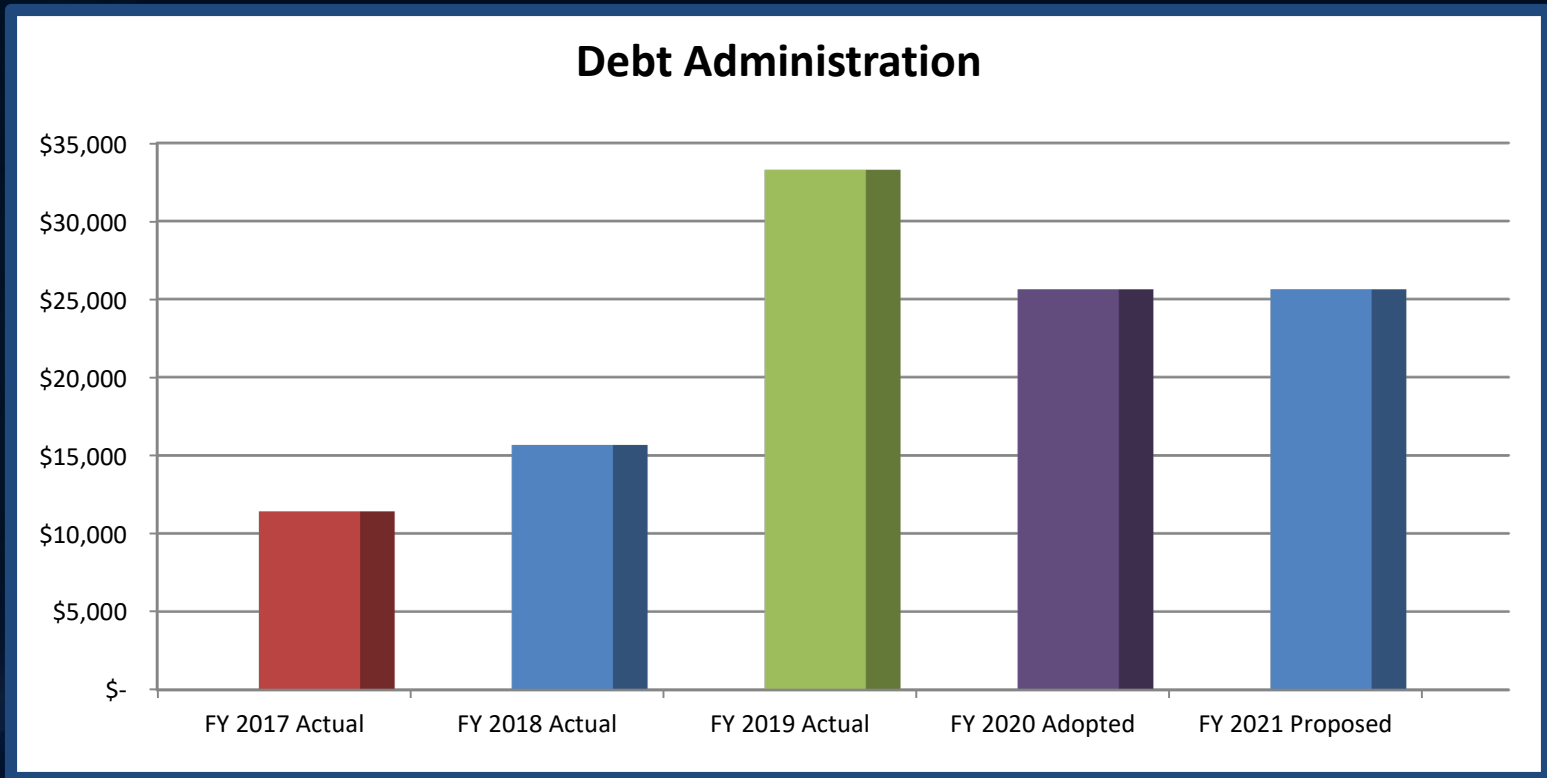
VILLAGES OF GLEN CREEK CDD

General Administrative: 21%, Increase of \$4,314

	FY 2017 ACTUAL	FY 2018 ACTUAL	FY 2019 ACTUAL	FY 2020 ADOPTED	FY 2020 YTD MAR 31, 2020	FY 2021 PROPOSED	VARIANCE FY 2020 TO FY 2021
GENERAL ADMINISTRATIVE:							
SUPERVISORS COMPENSATION	1,200	4,200	1,800	8,000	-	6,000	(2,000)
PAYROLL TAXES	92	321	138	612	-	459	(153)
PAYROLL SERVICES	138	387	247	600	-	350	(250)
TRAVEL PER DIEM	263	221	107	500	-	500	-
MANAGEMENT CONSULTING SERVICES	21,000	29,996	24,996	25,000	12,498	25,000	-
CONSTRUCTION ACCOUNTING SERVICES	9,500	3,000	9,000	4,500	4,500	2,500	(2,000)
PLANNING AND COORDINATING SRVCS.	36,000	36,000	36,000	36,000	18,000	36,000	-
BANK FEES	24	16	127	264	-	264	-
MISCELLANEOUS	-	306	-	750	162	750	-
AUDITING SERVICES	3,946	4,046	3,973	3,100	-	3,100	-
INSURANCE	2,410	9,174	19,598	16,937	13,970	24,769	7,832
REGULATORY AND PERMIT FEES	175	175	175	175	175	175	-
LEGAL ADVERTISEMENTS	1,537	1,558	3,719	2,500	92	2,500	-
ENGINEERING SERVICES	3,889	5,347	3,994	5,000	4,471	7,500	2,500
LEGAL SERVICES	13,146	21,997	6,163	7,500	2,170	7,500	-
WEBSITE HOSTING	757	758	2,826	2,265	931	1,650	(615)
ADMINISTRATIVE CONTINGENCY	562	-	495	1,000	-	-	(1,000)
TOTAL GENERAL ADMINISTRATIVE:	94,639	117,501	113,358	114,703	56,969	119,017	4,314

VILLAGES OF GLEN CREEK CDD

Debt Administration: \$25,628



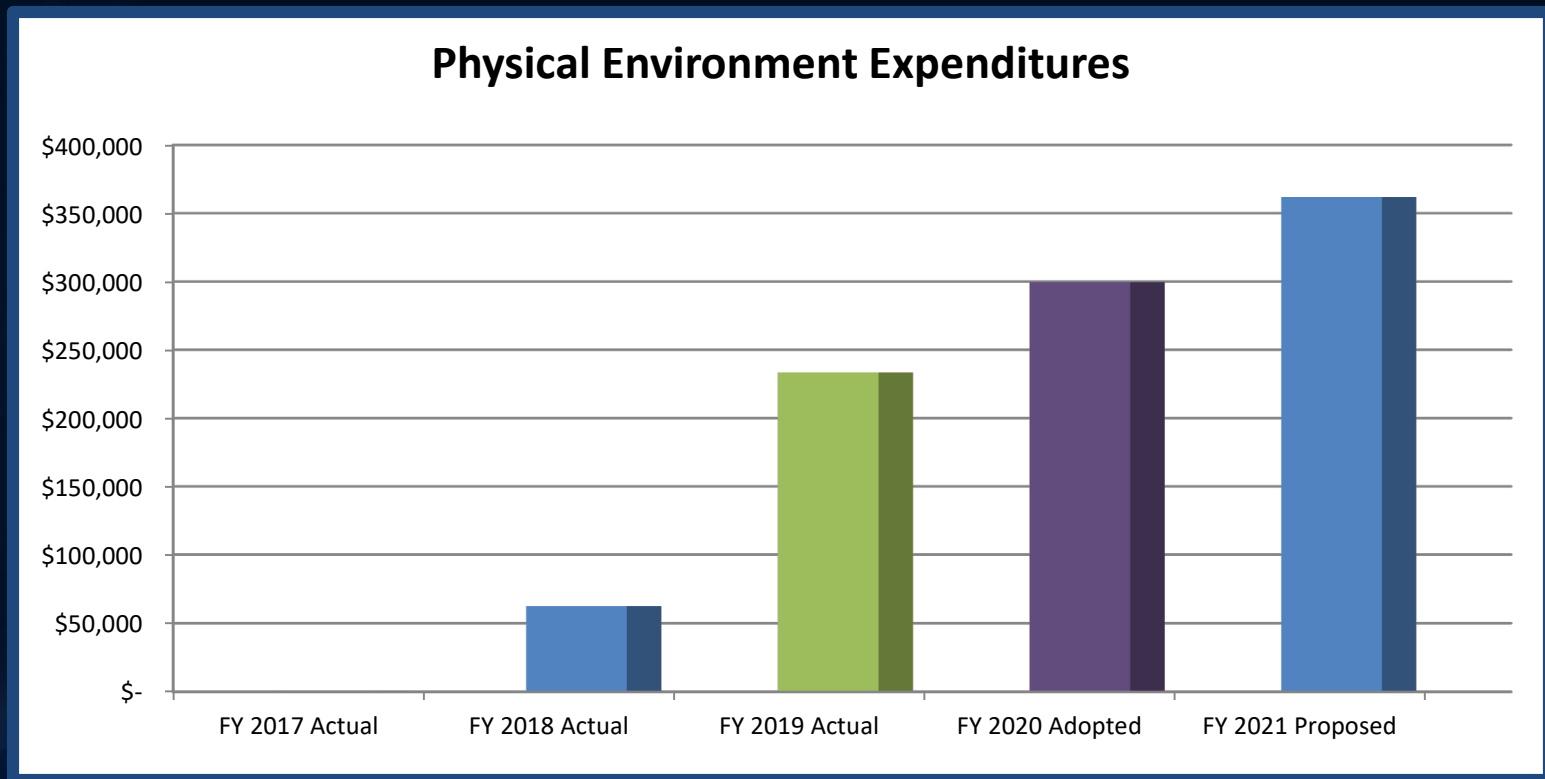
VILLAGES OF GLEN CREEK CDD

Debt Administration: 5%, No Variance

	FY 2017 ACTUAL	FY 2018 ACTUAL	FY 2019 ACTUAL	FY 2020 ADOPTED	FY 2020 YTD MAR 31, 2020	FY 2021 PROPOSED	VARIANCE FY 2020 TO FY 2021
DEBT ADMINISTRATION:							
DISSEMINATION AGENT	5,000	5,000	12,000	5,000	5,000	5,000	-
TRUSTEE FEES	6,411	6,411	16,378	16,378	-	16,378	-
TRUST FUND ACCOUNTING	-	3,600	3,600	3,600	1,800	3,600	-
ARBITRAGE	-	650	1,300	650	-	650	-
TOTAL DEBT ADMINISTRATION:	11,411	15,661	33,278	25,628	6,800	25,628	-

VILLAGES OF GLEN CREEK CDD

Physical Environment: \$361,823



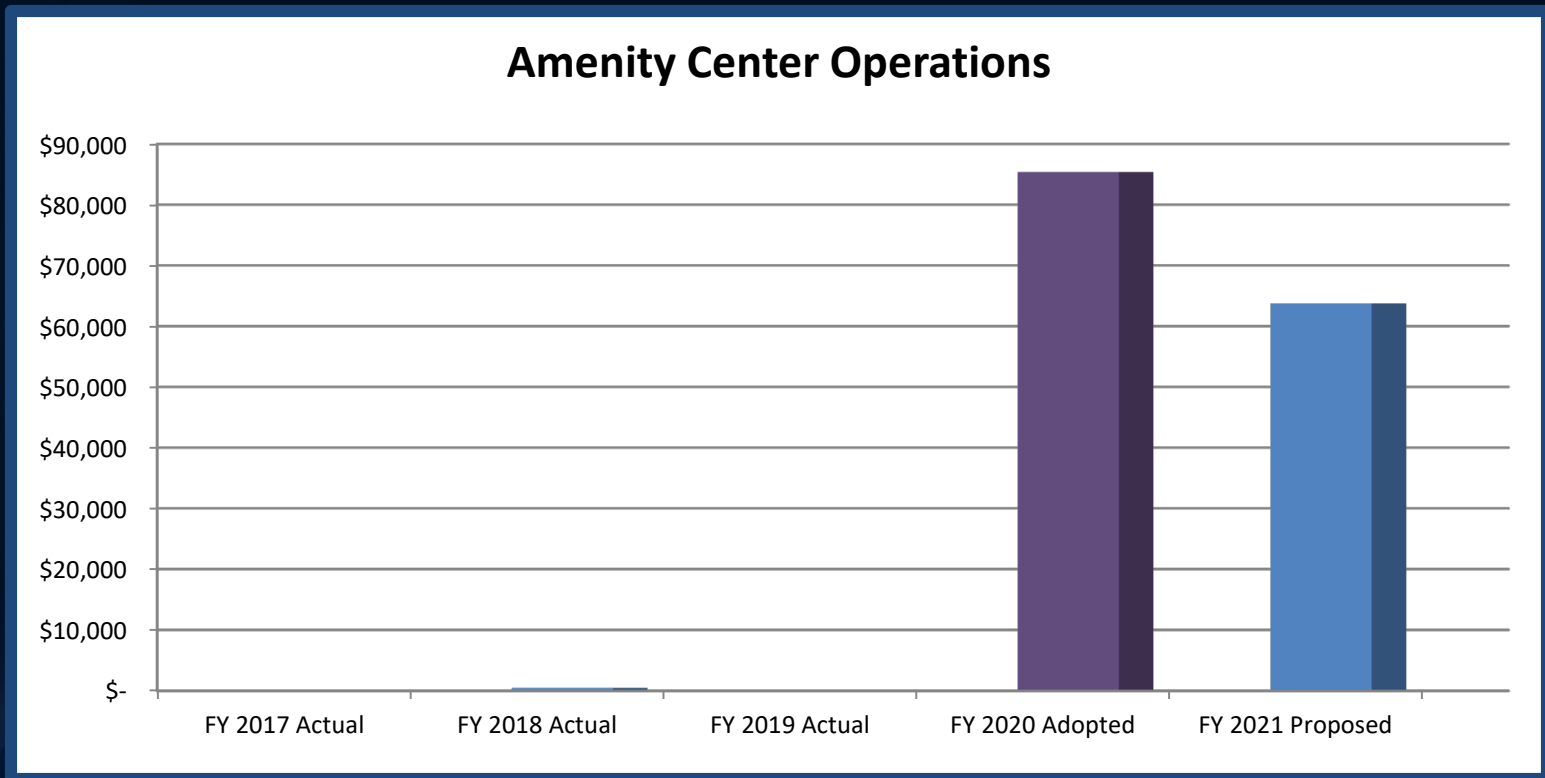
VILLAGES OF GLEN CREEK CDD

Physical Environment: 63%, Increase of \$62,295

	FY 2017 ACTUAL	FY 2018 ACTUAL	FY 2019 ACTUAL	FY 2020 ADOPTED	FY 2020 YTD MAR 31, 2020	FY 2021 PROPOSED	VARIANCE FY 2020 TO FY 2021
PHYSICAL ENVIRONMENT:							
STREETPOLE LIGHTING	-	-	-	32,000	-	52,620	20,620
ELECTRICITY (IRRIG. & POND PUMPS)	-	102	5,549	6,000	2,817	6,000	-
WATER	-	-	11,996	9,600	4,409	9,600	-
LANDSCAPING MAINTENANCE	-	38,537	184,188	187,744	87,116	174,260	(13,484)
LANDSCAPE REPLINISHMENT	-	-	-	5,000	-	5,000	-
IRRIGATION MAINTENANCE	-	88	2,061	3,000	582	3,000	-
CREEK MAINTENANCE	-	-	-	10,000	-	10,000	-
POND MAINTENANCE	514	4,656	7,173	9,000	1,796	3,420	(5,580)
POND BANK MOWING	-	17,126	-	-	-	-	-
STORMWATER DRAIN & MAINTENANCE	-	397	-	-	-	-	-
SOLID WASTE DISPOSAL	-	-	-	6,000	-	-	(6,000)
COMPREHENSIVE FIELD SERVICES	-	-	7,504	12,867	6,432	12,864	(3)
FIELD MANAGER	-	8	-	-	-	-	-
FIELD SERVICES MILEAGE	380	1,561	682	1,500	-	-	(1,500)
GATE, FOUNTAIN, SIDEWALK & BRIDGE MAINTENANCE & ACCESS	-	-	1,241	5,000	4,178	31,700	26,700
GATE CLICKERS	-	-	-	3,000	-	1,500	(1,500)
PET WASTE REMOVAL	-	-	2,267	3,817	689	2,067	(1,750)
HOLIDAY DECORATIONS	-	-	-	5,000	-	5,000	-
SECURITY GUARD SERVICE	-	-	-	-	-	42,292	42,292
MISCELLANEOUS FIELD EXPENSE - SECURITY MONITORING FOR CAMERAS IN FY 21	-	-	10,799	-	-	2,500	2,500
TOTAL PHYSICAL ENVIRONMENT:	894	62,474	233,459	299,528	108,020	361,823	62,295

VILLAGES OF GLEN CREEK CDD

Amenity Center Operations: \$63,743



VILLAGES OF GLEN CREEK CDD

Amenity Center Operations: 11%, Decrease of \$21,632

	FY 2017 ACTUAL	FY 2018 ACTUAL	FY 2019 ACTUAL	FY 2020 ADOPTED	FY 2020 YTD MAR 31, 2020	FY 2021 PROPOSED	VARIANCE FY 2020 TO FY 2021
AMENITY CENTER OPERATIONS:							
POOL SERVICE CONTRACT	-	-	-	16,500	6,700	13,800	(2,700)
POOL MAINTENANCE & REPAIRS	-	-	-	2,500	-	2,500	-
POOL PERMIT	-	-	-	275	-	275	-
AMENITY MANAGEMENT	-	-	-	7,000	583	7,008	8
AMENITY CENTER POWER WASH	-	-	-	6,000	1,500	3,000	(3,000)
AMENITY CENTER CLEANING & MAINTENANCE	-	-	-	7,800	2,500	5,400	(2,400)
AMENITY CENTER PHONE & INTERNET	-	-	-	3,060	822	1,020	(2,040)
AMENITY CENTER ELECTRICITY	-	-	-	8,000	2,823	6,000	(2,000)
AMENITY CENTER WATER	-	-	-	3,000	4,003	9,600	6,600
AMENITY CENTER PEST CONTROL	-	480	-	1,440	720	1,440	-
AMENITY CENTER CAMERA	-	-	-	8,000	7,870	-	(8,000)
AMENITY CENTER MONITORING	-	-	-	4,000	-	4,000	-
REFUSE SERVICE	-	-	-	2,700	-	2,700	-
LANDSCAPE MAINTENANCE INFILL	-	-	-	5,000	-	2,500	(2,500)
MISC. AMENITY CENTER REPAIRS & MAINTENANCE	-	-	-	5,000	812	2,500	(2,500)
KEY PAD	-	-	-	5,100	-	2,000	(3,100)
TOTAL AMENITY CENTER OPERATIONS:	-	480	-	85,375	28,333	63,743	(21,632)

VILLAGES OF GLEN CREEK CDD

Why is the Money Spent? Chain of Results

Row #	\$ Input	Project	Output	Target	Impact
1	\$24,769	Insurance	Increased insurance cost by \$7,832 due to more property owned by the CDD	Community-wide	Insure all CDD owned property
2	\$52,620	Street lighting	Increased costs by \$20,620 due to an additional lights that are being added	Community-wide	Better lighting for areas that are developed, better walkability and drivability
3	\$31,700	Gate, Fountain, Bridge & Sidewalk Maintenance	Increased cost by \$26,700 For fountain, bridge and sidewalk maintenance	Community-wide	Enhanced areas, better walkability, improved aesthetics for the community
4	\$42,292	Security Patrol	Have funds to allow for up to 7hrs/day 7days/wk of security patrol	Community-wide	Have patrols to assist with amenity being used by residents; Can roam property to deter potential crime
5	\$2,500	Security Cameras Monitoring	Have funds to have camera monitoring at gates	Entrances	Have camera monitoring to review any damage done

- QUESTIONS?