




# Chromebooks!


Thank you for checking out a chromebook! Please take good care of it:

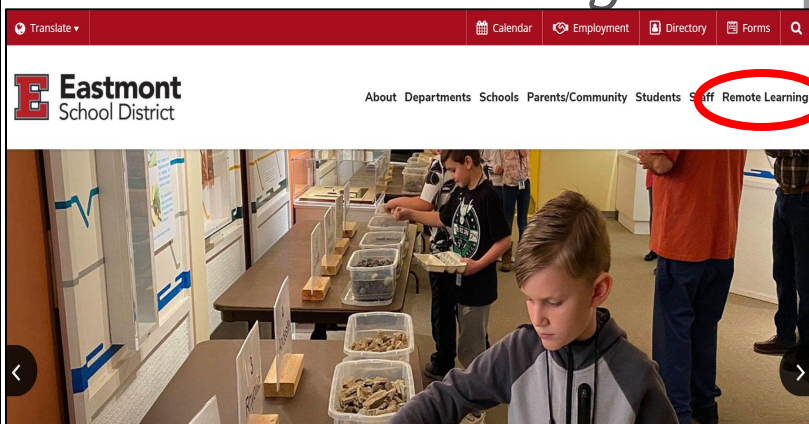

- Keep it charged 
- Keep it away from food and drinks 
- Keep it in a safe place
- Handle it gently 

THANKS!

You can check out more information about remote learning in our Remote Learning Handbook. Find it on the Eastmont School District Website (Eastmont206.org) under the Remote Learning Tab.

Logging into your Chromebook:

1. Be sure your chromebook is charged.
2. Be sure it is connected to your home wi-fi by clicking on the  icon.
3. Username: Enter your 6-digit student ID number (lunch number).
4. Enter the password provided to you by your teacher.  
K-4: 4 character code  
5-12: series of words
5. Go to Google.com, click the blue sign in button and repeat the process to log into the Google suite. From here you can access Google Classroom and Google Meet.



\*Stay tuned for upcoming webinars to support parents in engaging their students in online learning!