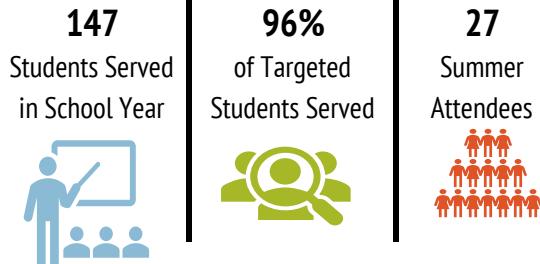


# Ronan Elementary


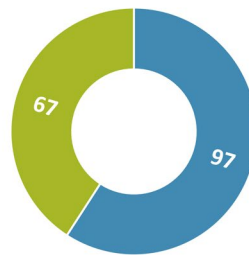
## 21st Century Community Learning Grant Evaluation Brief: Our 2018-2019 Year in Review

### WHO DO WE SERVE?

#### Total Students Served



#### NUMBER OF STUDENTS SERVED BY CENTER

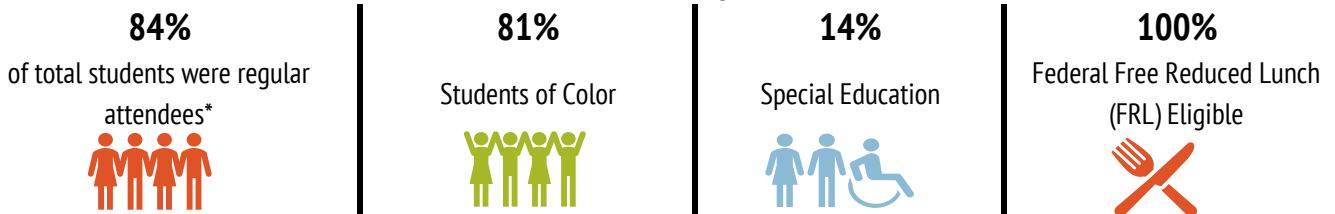


#### PROGRAM SUMMARY:

Our ASC offers a safe, structured, and enriching environment for students in grades K-4 between the hours of 3:00 pm and 5:30 pm, with special priority being placed on high-need students. Each day, ASC includes recess (physical activity), a nutritious snack through the OPI After School Snack Program, and Power Hour. During Power Hour, all students read their assigned books and/or for the designated time and then complete their reading journals. Students also complete any math or other homework during Power Hour. After Power Hour, we offer enrichment activities which can be focused on any of the following: art, gardening, science, technology, cooking, culture, physical activity, social skills and more. At the end of the program, we provide a bus to safely transport students home, or parents can pick up their children at any time during the program. The progress of the after school program will be monitored by the constant analysis of classroom data. We will be able to track student's progress with reading scores, homework completion, attendance and classroom behavior. Parent and student feedback is always taken into consideration as programs are developed throughout the year.

### STUDENT SUBPOPULATIONS

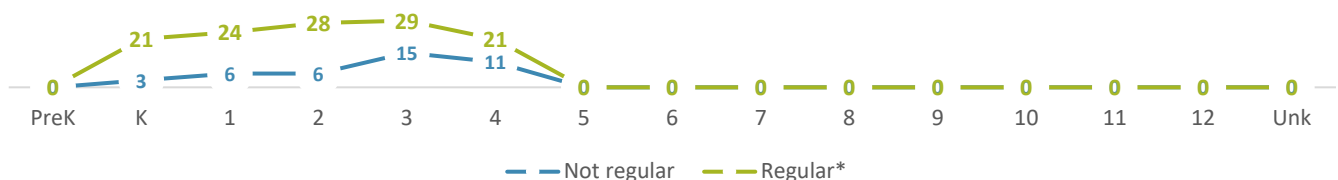
21st CCLC programs provide essential supports to students who are often underserved in order to help close educational opportunity and achievement gaps.



\*Regular attendee refers to students who attended 30 or more days during the program year.

### STUDENTS BY GRADE




#### TOTAL AND REGULAR SCHOOL YEAR ATTENDEES BY GRADE



## WHAT ARE THE CHARACTERISTICS OF OUR PROGRAM?

### STUDENT ACTIVITIES

#### STUDENT ACTIVITIES SCHOOL YEAR - % OF ACTIVITIES OFFERED

Arts & Music	18%	Mentoring	6%	Violence Prevention	2%		
Entrepreneurship	2%	Physical Activity	18%				
Homework Help	8%	STEM	16%				
Literacy	24%	Tutoring	4%				

### OUR PARTNERS

**6**  
Local Partners

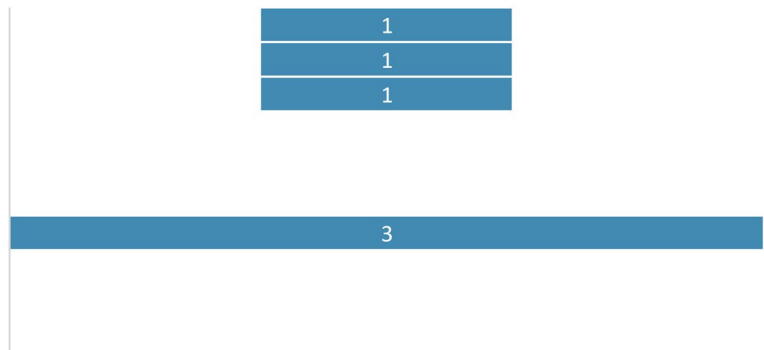


**100%**  
Most provided  
Programming  
Activity



Public School  
College/ University  
Non-Profit  
Health Based Org.  
Community Based  
For Profit Entity  
Government  
Library  
Local Business  
Other


#### Partners by Type



## HOW WELL ARE WE MEETING MONTANA 21ST CCLC CENTERS' QUALITY STANDARDS?

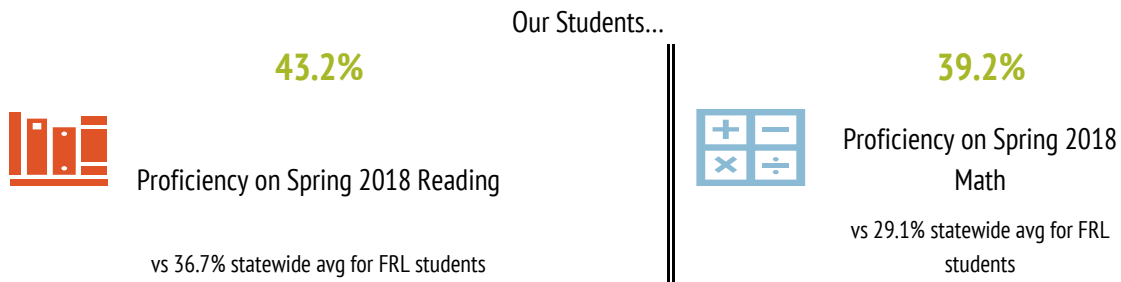
Each year, we conduct a self-reflection of our program and assess the program relative to Montana standards of best practice for after school programs, organized around 8 categories. Indicators within each category are rated on a scale of 1=Developing, 2=Operational, 3=Advancing, and 4=Excelling. Our average score (from 1 to 4) are shown below for the 2018-19 program year.

### SELF REFLECTION RATINGS

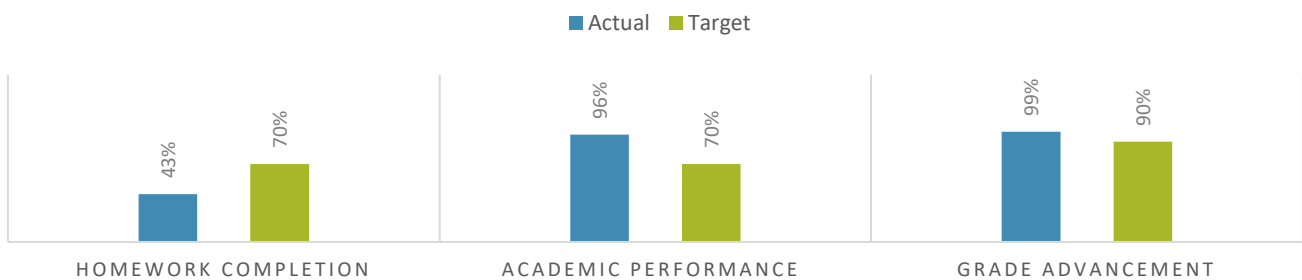


## WHAT IMPACT ARE WE HAVING?

### ACADEMIC ACHIEVEMENT

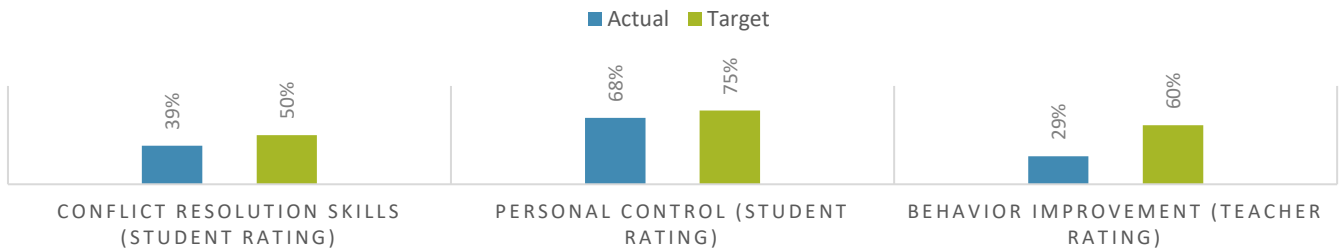


### TEACHER REPORTED SCHOOL BEHAVIOR OUTCOMES: % OF STUDENTS WHO IMPROVED



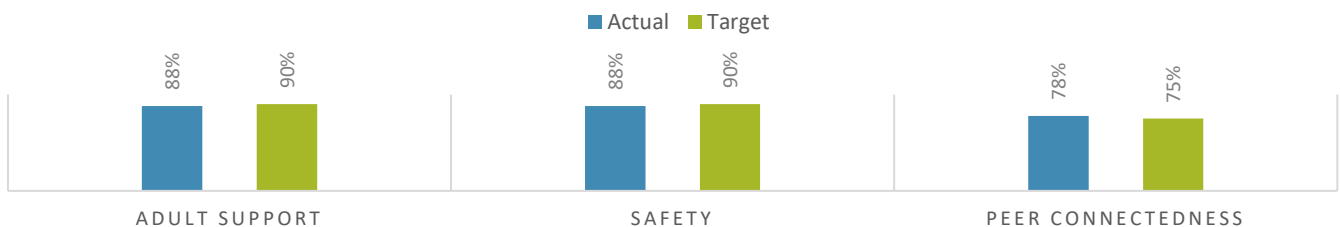
### SOCIAL EMOTIONAL BEHAVIOR

#### STUDENT BEHAVIOR: % WITH POSITIVE BEHAVIOR SKILLS



### POSITIVE YOUTH ASSETS

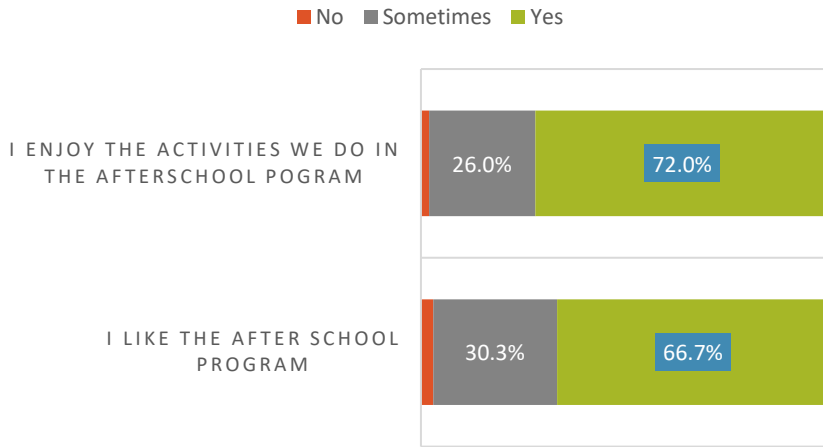
#### POSITIVE YOUTH ASSETS: % OF STUDENTS WHO REPORTED AGREEMENT\*



\*% reflects the percent of students who perceived adult support, physical safety, and being connected with peers.

## WHAT DO OUR STUDENTS AND PARENTS HAVE TO SAY?

### STUDENT PERCEPTIONS OF OUR PROGRAM



**90%**

Parents report that the after school program supports their child's academic progress.



**74%**

Students would like more activities in the afterschool program



### STUDENT, PARENT AND TEACHER SATISFACTION WITH OUR PROGRAM

