


Ronan HS

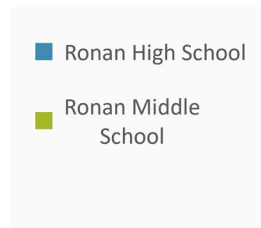
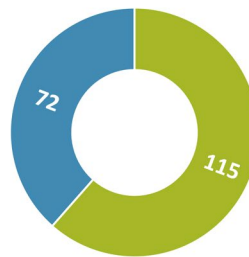
21st Century Community Learning Grant Evaluation Brief: Our 2018-2019 Year in Review

WHO DO WE SERVE?

Total Students Served



NUMBER OF STUDENTS SERVED BY CENTER



PROGRAM SUMMARY:

Ronan Middle School and Ronan High School offer After School Clubs (ASC) and summer programming through the 21st Century Community Learning Centers grant. Our ASC offers a safe, structured, and enriching environment for students in grades 5 through 12 between the hours of 3:30 pm and 5:30 pm, with special priority being placed on high-need students. Each day, ASC includes a nutritious snack through the OPI After School Snack Program, and Power Hour. During Power Hour, students complete their homework, check grades, make up on missing work, or get extra practice in subject areas they need help with. We also offer enrichment activities which can be focused on any of the following: art, gardening, science, technology, cooking, culture, physical activity, social skills and more. The Ronan Middle School offers enrichment after power hour, whereas, the Ronan High School offers enrichment separate from power hour. At the end of the programs, we provide a bus to safely transport students home, or parents can pick up their children at any time during the program.

STUDENT SUBPOPULATIONS

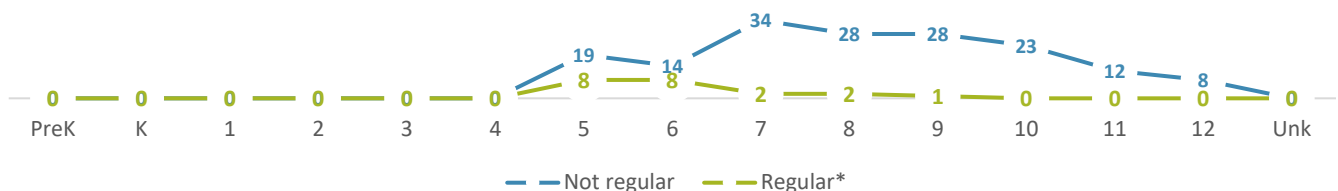
21st CCLC programs provide essential supports to students who are often underserved in order to help close educational opportunity and achievement gaps.



*Regular attendee refers to students who attended 30 or more days during the program year.

STUDENTS BY GRADE




TOTAL AND REGULAR SCHOOL YEAR ATTENDEES BY GRADE



WHAT ARE THE CHARACTERISTICS OF OUR PROGRAM?

STUDENT ACTIVITIES

STUDENT ACTIVITIES SCHOOL YEAR - % OF ACTIVITIES OFFERED

Arts & Music	11%	Mentoring	7%	Youth Leadership	7%		
Drug Prevention	4%	Physical Activity	4%				
Homework Help	11%	STEM	25%				
Literacy	21%	Tutoring	11%				

OUR PARTNERS

6
Local Partners

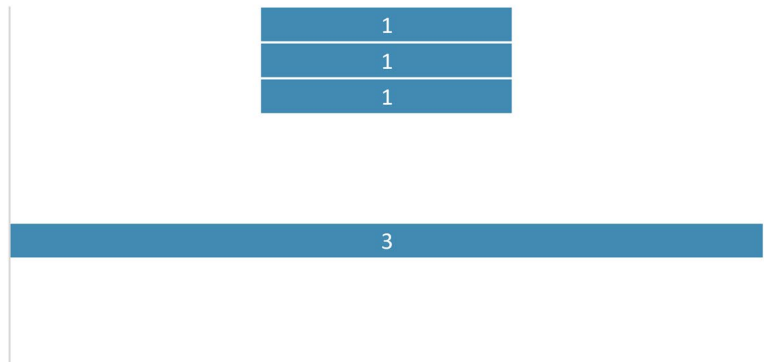


67%
Most provided
Programming
Activity



Public School
College/ University
Non-Profit
Health Based Org.
Community Based
For Profit Entity
Government
Library
Local Business
Other


Partners by Type



HOW WELL ARE WE MEETING MONTANA 21ST CCLC CENTERS' QUALITY STANDARDS?

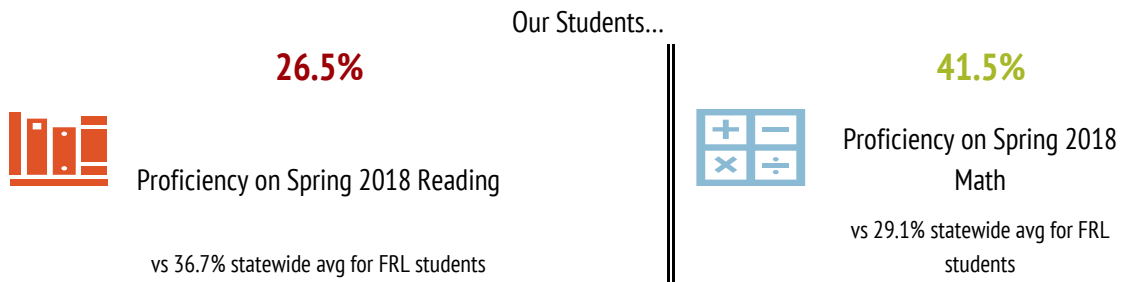
Each year, we conduct a self-reflection of our program and assess the program relative to Montana standards of best practice for after school programs, organized around 8 categories. Indicators within each category are rated on a scale of 1=Developing, 2=Operational, 3=Advancing, and 4=Excelling. Our average score (from 1 to 4) are shown below for the 2018-19 program year.

SELF REFLECTION RATINGS

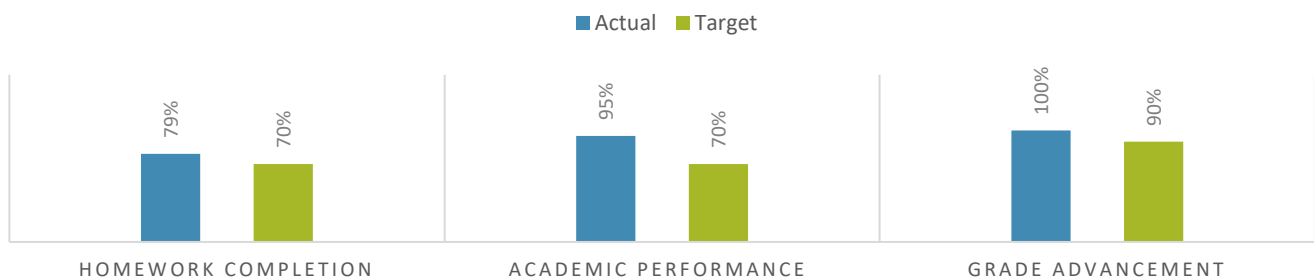


WHAT IMPACT ARE WE HAVING?

ACADEMIC ACHIEVEMENT



TEACHER REPORTED SCHOOL BEHAVIOR OUTCOMES: % OF STUDENTS WHO IMPROVED

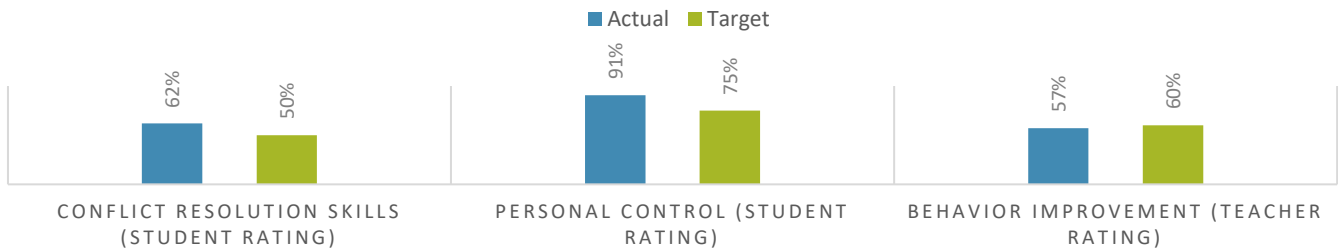


Targets were met in 3/3 academic areas!



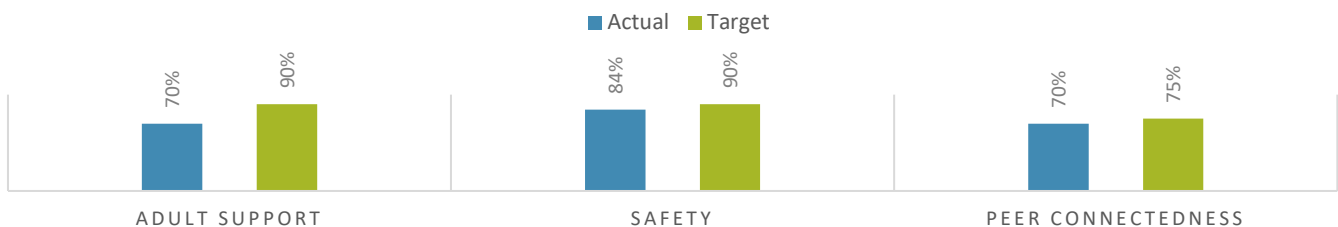
SOCIAL EMOTIONAL BEHAVIOR

STUDENT BEHAVIOR: % WITH POSITIVE BEHAVIOR SKILLS



POSITIVE YOUTH ASSETS

POSITIVE YOUTH ASSETS: % OF STUDENTS WHO REPORTED AGREEMENT*



*% reflects the percent of students who perceived adult support, physical safety, and being connected with peers.

WHAT DO OUR STUDENTS AND PARENTS HAVE TO SAY?

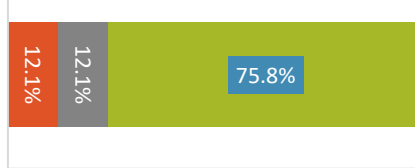
STUDENT PERCEPTIONS OF OUR PROGRAM

■ No ■ Sometimes ■ Yes

I ENJOY THE ACTIVITIES WE DO IN THE AFTERSCHOOL PROGRAM



I LIKE THE AFTER SCHOOL PROGRAM



86%

Parents report that the after school program supports their child's academic progress.



70%

Students would like more activities in the afterschool program

