

Reading Strategies  
for Parents to Use at  
Home

# First Books LEGO Grant

- Awarded \$160,000 in materials to Stringfellow Elementary and Willie J. Williams Middle School to jumpstart STEM Programs
- Chosen among 40 districts nationwide
- Items included in Grant:
  - 50 LEGO Kits
  - 50 Chromebooks
- Implemented in each classroom and used in STEM Lab



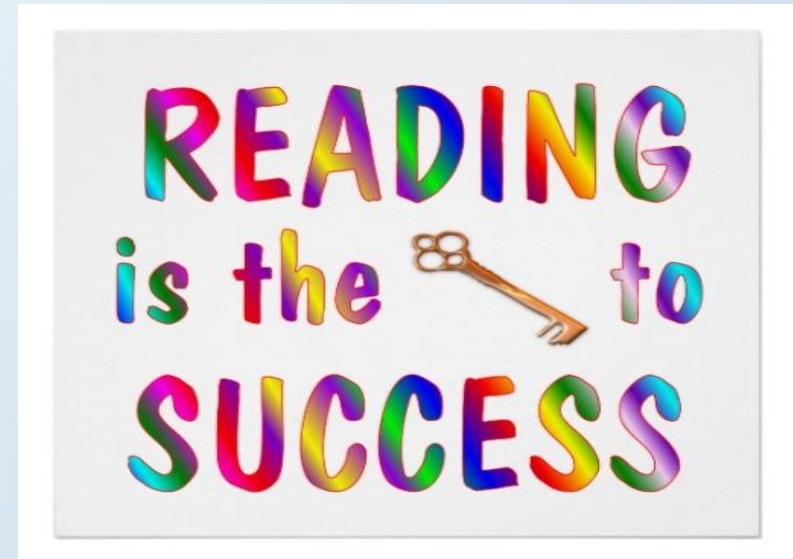
# Story Time with Ms. Coleman, Academic Coach

**CLICK HERE** →



# Rule Number One (1)

Read, read, read and read some more with your child **EVERY DAY!**



# Reading Strategies

## **Read from Day One**

Start a reading routine in those very first days with a newborn.



## **Share Books Every Day**

Read with your child every day, even after he/she becomes an independent reader.



## **Visit The Library Early and Often**

Public libraries are great resources for books, helpful advice about authors and illustrators, story times, and more. Make visiting the library part of your family's routine.



# Reading Strategies (Continued)



## **Jump-In Reading**

Enjoy reading a story with family members by allowing each person to read a portion of the story. This technique motivates your child to read a longer text.

## **Selective Underlining/Highlighting**

Helps your child understand the story's main idea and for organizing information from selections.



## **Think-Pair-Share**

Discussion strategy that helps ensure every member of the family becomes an active participant. It works well as a problem-solving strategy or as a break in a lecture.



# Reading Strategies (Continued)


## Sticky-Note Discussions

This works effectively after your child has read a selection, he/she uses sticky notes to mark the places he/she wants to talk about.



## Read-and-Say-Something

This works effectively for difficult materials. Rather than having your child struggle alone with the meaning, have a discussion about the information contained in the text.



## Authentic Questions

Ask your child to read or listen, record questions about the material he/she does not understand.



# Reading Strategies (Continued)

## Seed Discussions

Helps your child lead his/her own discussion by writing down one important thing about what he/she is reading.



## Know-Want to Know-Learned: (KWL)

It involves three overlapping events: your child brainstorms what he/she knows about a topic of discussion or story, records what he/she wants to know, and then list what he/she actually learned.

<i>K</i>	<i>W</i>	<i>L</i>
What I know	What I want to know	What I've learned

## Pre and Post-Reading Journal Entries

Your child writes about what he/she knows before reading and then writes what he/she learned from his/her reading.





# Reading Strategies (Continued)

## Two-Column Notes: Main Idea and Details

Helps your child organize main ideas and details from reading assignments.

## Problem-Solution Notes

This is organized so that your child creates chart with two (2) columns, lists the following four (4) questions in the left-hand column:

1. What is the problem?
2. What are the causes of the problem?
3. What are the effects of the problem?
4. What are the solutions to the problem?

Then, your child answers the aforementioned questions in the right column of the chart.



# Reading Strategies (Continued)

## Dialogue Logs

After all members of the family write about a particular topic/story, trade logs and comment back to each person response/information. This makes learning more social, and writers get a response right away.




## Perspective Entries

Your child can take on the role of characters, animals, or famous people. This helps your child empathize with a character's feelings and problems.



## Literacy Elements

As your child reads a story, he/she can use sticky notes to record information in his/her journal about the character, setting, and problems. Then, you can have a discussion on the information gathered as result of this process.



# Reading Online Resources for Parents

## **Helping Your Child Become a Reader - U.S. Department of Education**

<https://www2.ed.gov/parents/academic/help/reader/index.html>

## **Reading Tips for Parents - Florida Department of Education**

<http://www.fldoe.org/core/fileparse.php/7539/urlt/Parent-Tips.pdf>

## **Reading at Home: 10 Simple Strategies for Parents**

<http://www.k12reader.com/reading-at-home-simple-strategies-for-creating-strong-readers/>

## **Reading Tips for Parents**

<https://www2.ed.gov/parents/read/resources/readingtips/readingtips.pdf>

## **Reading Tips for Parents (in 11 Languages)**

<http://www.readingrockets.org/article/reading-tips-parents-11-languages>

## **Scholastic's Reading Tips for Parents**

<http://www.scholastic.com/parents/resources/article/more-reading-resources/reading-tips-parents>

# Reading Online Resources for Parents (Continued)

## **Reading Tips for Parents - Florida Department of Education**

<http://www.fldoe.org/core/fileparse.php/7539/urlt/Parent-Tips.pdf>

## **Strategies Packet for Parents and Students for Improving Reading, Writing and Mathematics**

[https://reports05.nwea.org/nwea/help/DRS\\_Inst\\_Strat.pdf](https://reports05.nwea.org/nwea/help/DRS_Inst_Strat.pdf)

## **Reading Tips for Parents of Middle School Students**

<http://www.nhcs.net/trask/Documents/Reading%20Tips%20for%20Parents.pdf>

## **Tips for Helping Children with Reading Comprehension Difficulties**

[https://www.superduperinc.com/handouts/pdf/136\\_Reading\\_Comprehension\\_Difficulties.pdf](https://www.superduperinc.com/handouts/pdf/136_Reading_Comprehension_Difficulties.pdf)

## **Reading Comprehension Tips for Parents**

<https://www.bloom-carroll.k12.oh.us/pdf/reading-comprehension-tips-for-parents.pdf>

## **A Parent's Little Guide to Helping Children Read**

<http://www.springboard.org.uk/data/files/Parents/parents-little-guide.pdf>



# 10 FREE LEARNING WEBSITES {FOR KIDS}

Here's a list of some fun, educational, and safe websites for your child to visit and explore on those hot summer days!

<p><b>Switcheroo Zoo</b> <a href="http://www.switcheroozoo.com">www.switcheroozoo.com</a> Watch, listen and play games to learn all about amazing animals!</p>	<p><b>Fun Brain</b> <a href="http://www.funbrain.com">www.funbrain.com</a> Play games while practicing math and reading skills.</p>
<p><b>Nat Geo for Kids</b> <a href="http://www.kids.nationalgeographic.com">www.kids.nationalgeographic.com</a> Learn all about geography and fascinating animals.</p>	<p><b>PBS Kids</b> <a href="http://www.pbskids.org">www.pbskids.org</a> Hang out with your favorite characters all while learning!</p>
<p><b>Into the Book</b> <a href="http://www.reading.ecb.org">www.reading.ecb.org</a> Go "into the book" to play games that practice reading strategies.</p>	<p><b>Star Fall</b> <a href="http://www.starfall.com">www.starfall.com</a> Practice your phonics skills with these read-along stories.</p>
<p><b>Seussville</b> <a href="http://www.seussville.com">www.seussville.com</a> Read, play games, and hang out with Dr. Seuss and his friends.</p>	<p><b>Storyline Online</b> <a href="http://www.storylineonline.net">www.storylineonline.net</a> Have some of your favorite stories read to you by movie stars!</p>
<p><b>ABC YA</b> <a href="http://www.abcya.com">www.abcya.com</a> Practice math and reading skills all while playing fun games!</p>	<p><b>Highlights Kids</b> <a href="http://www.highlightskids.com">www.highlightskids.com</a> Read, play games, and conduct cool science experiments!</p>



# 2nd Nine Weeks Parent Workshop Evaluation

**Please click the link below because we value your opinion:**

[https://docs.google.com/forms/d/e/1FAIpQLSfFN7 UEDkz kyuFiG43x5tHGi8LG5VHD7v8t8AW6for4cGcg/viewform?usp=pp\\_url](https://docs.google.com/forms/d/e/1FAIpQLSfFN7 UEDkz kyuFiG43x5tHGi8LG5VHD7v8t8AW6for4cGcg/viewform?usp=pp_url)