

## Annual Financial Report

County Number 45

School Corporation Number 4710

School Corporation Name School City of Hammond

Any questions regarding this report should be directed to:

Alesia Y. Pritchett, CPA

Contact Person's Name Executive Director of Business Services

Title (219) 933-2400 ext. 1025

Telephone Number

Receipts ComparisonsCalendar Year 2018

Receipt Accounts	2018 Approved Budget Receipts	2018 Actual Receipts
<b><u>GENERAL FUND</u></b>		
1000 Local Sources	\$ 3,325,176	\$ 2,798,800
2000 Intermediate Sources	400,000	396,110
3000 State Sources	96,138,588	94,043,438
4000 Federal Sources	0	9,130
5000 Other Financing Sources	0	114,838
6000 Other Items	0	31,734
<b>TOTAL</b>	\$ 99,863,764	\$ 97,394,050
<b><u>REFERENDUM FUND</u></b>		
1000 Local Sources	\$ 10,559,200	\$ 10,182,907
<b>TOTAL</b>	\$ 10,559,200	\$ 10,182,907
<b><u>DEBT SERVICE FUND</u></b>		
1000 Local Sources	\$ 4,178,010	\$ 4,135,873
2000 Intermediate Sources	0	0
3000 State Sources	0	0
4000 Federal Sources	0	0
5000 Other Financing Sources	0	0
6000 Other Items	0	0
<b>TOTAL</b>	\$ 4,178,010	\$ 4,135,873
<b><u>RETIREMENT/SEVERANCE BOND</u></b>		
<b><u>FUND DEBT SERVICE FUND</u></b>		
1000 Local Sources	\$ 672,795	\$ 666,482
<b>TOTAL</b>	\$ 672,795	\$ 666,482
<b><u>CAPITAL PROJECTS FUND</u></b>		
1000 Local Sources	\$ 5,864,193	\$ 4,650,214
2000 Intermediate Sources	0	0
3000 State Sources	0	0
4000 Federal Sources	0	7,736
5000 Other Financing Sources	0	0
6000 Other Items	0	14,668
<b>TOTAL</b>	\$ 5,864,193	\$ 4,672,618
<b><u>SCHOOL TRANSPORTATION FUND</u></b>		
1000 Local Sources	\$ 6,442,739	\$ 4,685,069
3000 State Sources	0	0
4000 Federal Sources	0	0
5000 Other Financing Sources	0	0
6000 Other Items	0	17,012
<b>TOTAL</b>	\$ 6,442,739	\$ 4,702,081
<b><u>SCHOOL BUS REPLACEMENT FUND</u></b>		
1000 Local Sources	\$ 164,313	\$ 118,359
5000 Other Financing Sources	0	0
6000 Other Items	0	0
<b>TOTAL</b>	\$ 164,313	\$ 118,359

Annual Financial Report

Receipt Accounts	2018 Approved Budget Receipts	2018 Actual Receipts
<b>EXEMPT DEBT SERVICE FUND</b>		
1000 Local Sources	\$ 22,175,113	\$ 21,949,161
2000 Intermediate Sources	0	0
3000 State Sources	0	0
4000 Federal Sources	0	0
5000 Other Financing Sources	0	3,000,000
6000 Other Items	0	0
<b>TOTAL</b>	\$ 22,175,113	\$ 24,949,161
<b>GRAND TOTAL</b>	\$ 149,920,127	\$ 146,821,531

Expenditures ComparisonsCalendar Year 2018

Expenditure Accounts	2018 Approved Budget Expenditures	2018 Actual Expenditures
<b>GENERAL FUND / FISCAL STABILIZATION FUND</b>		
11000 Instruction/Regular Programs	\$ 46,413,399	\$ 41,688,709
12000 Instruction/Special Programs	10,808,417	11,918,215
13000 Instruction/Adult/Continuing Education	260,855	258,629
14000 Instruction/Summer School	35,550	34,875
15000 Enrichment Programs	0	5,307
16000 Remediation	0	0
17000 Payments to Governmental Units in State	20,000	0
21000 Support Services/Pupils	9,304,963	9,755,903
22000 Support Services/Instruction	4,641,437	4,556,203
23000 Support Services/General Administration	1,003,349	1,034,877
24000 Support Services/School Administration	8,363,446	7,300,994
25000 Central Services	2,916,239	2,822,905
26000 Operation & Maintenance of Plant Svcs.	14,531,208	12,223,523
27000 Student Transportation	259,342	0
30000 Operation of Non-instructional Svcs.	1,314,508	1,336,698
40000 Facility Acquisition and Construction	158,168	267,489
50000 Debt Services	0	0
60000 Non-programmed Charges	0	3,000,000
<b>TOTAL</b>	\$ 100,030,881	\$ 96,204,327
<b>REFERENDUM FUND</b>		
11000 Instruction/Regular Programs	\$ 2,643,027	\$ 6,721,379
12000 Instruction/Special Programs	1,066,600	0
13000 Instruction/Adult/Continuing Education	1,470,073	0
14000 Instruction/Summer School	0	0
15000 Enrichment Programs	0	0
16000 Remediation Programs	0	0
17000 Payments to Governmental Units in State	0	0
21000 Support Services/Pupils	130,000	152,368
22000 Support Services/Instruction	46,000	0
23000 Support Services/General Administration	0	0
24000 Support Services/School Administration	1,051,078	1,584,019
25000 Central Services	0	0
26000 Operation & Maintenance of Plant Svcs.	3,593,222	995,741
27000 Student Transportation	0	427,821
30000 Operation of Non-instructional Svcs.	0	0
40000 Facility Acquisition and Construction	0	0
50000 Debt Services	0	0
60000 Non-programmed Charges	0	0
<b>TOTAL</b>	\$ 10,000,000	\$ 9,881,328

Expenditure Accounts	2018 Approved Budget Expenditures	2018 Actual Expenditures
<b><u>DEBT SERVICE FUND</u></b>		
25000 Central Services	\$ 0	\$ 0
50000 Debt Services	3,566,481	3,350,744
60000 Non-programmed Charges	293,651	293,651
<b>TOTAL</b>	\$ 3,860,132	\$ 3,644,395
<b><u>CAPITAL PROJECTS FUND</u></b>		
22300 Instruction-Related Technology	\$ 50,000	\$ 44,877
25000 Central Services	0	3,145,382
26000 Operation and Maintenance of Plant Svcs	2,899,087	0
40000 Facility Acquisition and Construction	50,000	4,120
50000 Debt Services	0	0
60000 Non-programmed Charges	0	0
<b>TOTAL</b>	\$ 2,999,087	\$ 3,194,379
<b><u>SCHOOL TRANSPORTATION FUND</u></b>		
23000 Support Services/General Administration	\$ 0	\$ 0
25000 Central Services	30,604	0
26000 Operation & Maintenance of Plant Services	31,061	140,760
27000 Student Transportation	3,294,239	5,452,925
40000 Facility Acquisition and Construction	13,941	
50000 Debt Services	0	0
60000 Non-programmed Charges	0	0
<b>TOTAL</b>	\$ 3,369,845	\$ 5,593,685
<b><u>SCHOOL BUS REPLACEMENT FUND</u></b>		
25000 Central Services	\$ 0	\$ 0
27000 Student Transportation	477,578	276,773
50000 Debt Services	0	0
60000 Non-programmed Charges	0	0
<b>TOTAL</b>	\$ 477,578	\$ 276,773
<b><u>EXEMPT DEBT SERVICE FUND</u></b>		
25000 Central Services	0	0
50000 Debt Services	17,843,370	17,843,371
60000 Non-programmed Charges	0	0
<b>TOTAL</b>	\$ 17,843,370	\$ 17,843,371
<b><u>EXEMPT PENSION DEBT FUND</u></b>		
50000 Debt Services	\$ 600,899	\$ 600,898
<b>TOTAL</b>	\$ 600,899	\$ 600,898
<b>GRAND TOTAL</b>	\$ 139,181,792	\$ 137,239,156

**Certified Salary Schedule**  
**in effect June 30, 2019**

Salary Range	Bachelors # of Persons	Bachelors + 15 hrs # of Persons	Masters # of Persons	Masters + 15 hrs # of Persons	Masters + 30 hrs # of Persons	Masters + 45 hrs # of Persons	Doctorate # of Persons
\$20,000 - 25,000	0	0	0	0	0	0	0
\$25,000 - 30,000	0	0	0	0	0	0	0
\$30,000 - 35,000	0	0	0	0	0	0	0
\$35,000 - 40,000	1	0	0	0	0	0	0
\$40,000 - 45,000	149	3	40	0	0	0	0
\$45,000 - 50,000	150	14	68	2	1	0	1
\$50,000 - 55,000	47	21	61	5	2	1	0
\$55,000 - 60,000	24	12	23	2	3	2	1
\$60,000 - 65,000	11	53	25	4	1	2	1
\$65,000 - 70,000	0	0	33	9	0	0	1
\$70,000 - 75,000	0	0	19	9	9	8	4
\$75,000 - 80,000	0	0	0	0	0	0	0
\$80,000 - 85,000	0	0	1	0	0	0	0
\$85,000 - 90,000	0	0	0	0	0	0	0
\$90,000 - 95,000	0	0	0	0	0	0	0
	382	103	270	31	16	13	8

Total number of certified part-time employees 1Total number of certified full-time employees 822

**Extracurricular Salary Schedule**  
**in effect June 30, 2019**

Position	Amount	Position	Amount
<b>Elementary Schools</b>		<b>High Schools</b>	
Intramurals	\$609 - \$1827	Athletic Director	\$9,987
Vocal Music	\$609	Asst Athletic Director	\$4358 - \$5231
Head Teacher	\$1047	Financial Manager	\$3139 - \$3837
AV Material Spec	\$1047	Head Baseball	\$5547 - \$6657
Patrol Sponsor	\$609	Asst Baseball	\$3139 - \$3837
Recess Supervisor	\$1433	Head Basketball	\$8320 - \$9506
Science Fair Sponsor	\$609	Asst Basketball	\$4358 - \$5231
Science Olympiad	\$1917 - \$2266	Frosh Basketball - 12+ games	\$3139 - \$3837
Student Council	\$609	Frosh Basketball - 11- games	\$2441 - \$3139
Science Fund Day (Grades 1, 2, 3)	\$609	Head Football	\$8320 - \$9506
Junior Robotics	\$1047	Asst Football	\$4358 - \$5231
Chess Coach	\$1308	Frosh Football	\$3139 - \$3837
Technology Liaison	\$1047	Asst Frosh Football	\$2441 - \$3139
		Head Soccer	\$5547 - \$6657
		Asst Soccer	\$3139 - \$3837
		Intramurals	\$609 - \$1827
		Cross Country	\$2441 - \$3139
<b>Middle Schools</b>		Special Needs Coach	\$1047
MS Athletic Director	\$6657	Frosh Baseball	\$2441 - \$3139
Head Basketball	\$1917 - \$2266	Golf	\$2441 - \$3139
Chess Coach	\$1308	Head Softball	\$5547 - \$6657
Head Football	\$1917 - \$2266	Asst Softball	\$3139 - \$3837
Asst Football	\$1742 - \$2092	Tennis	\$4358 - \$5231
Cross Country	\$1917 - \$2266	Asst Tennis	\$1917 - \$2266
Asst Cross Country	\$1742 - \$2092	Head Swim	\$4358 - \$5231
Head Track	\$1917 - \$2266	Asst Swim	\$3139 - \$3837
Asst Track	\$1742 - \$2092	Head Track	\$5547 - \$6657
Volleyball	\$1917 - \$2266	Asst Track	\$3139 - \$3837
Jr. Natl. Honor Society	\$1047	Head Volleyball	\$5547 - \$6657
Wrestling	\$1917 - \$2266	Asst Volleyball	\$3139 - \$3837
Asst Wrestling	\$1742 - \$2092	Frosh Volleyball	\$2441 - \$3139
Intramurals	\$609 - \$1827	Head Wrestling	\$5547 - \$6657
Science Coach	\$3139 - \$3837	Asst Wrestling	\$3139 - \$3837
Band	\$1742	Student Activities Director	\$3488
Vocal Music/Drama	\$1742	National Honor Society	\$1047
Newspaper	\$609	Vocal Music	\$3488
Yearbook	\$609	Sponsor 9th	\$609
Academic Coach	\$1308	Sponsor 10th	\$609
Dept Chairperson	\$1500	Sponsor 11th	\$1047
Foods Coord	\$609	Sponsor 12th	\$1047

# Annual Financial Report

Cheerleading	\$1917 - \$2266	Academic Coach	\$3139 - \$3837
AV Material Spec	\$1047	Student Council	\$1047
Student Council Sponsor	\$609	Head Band	\$3488
Science Fair Sponsor	\$609	Drill Team Sponsor	\$1047
Vocal Music	\$1308	Cheerleading Sponsor	\$2441 - \$3139
Technology Liaison	\$1047		

<b>High Schools (cont'd)</b>			
Newspaper	\$1308		
Voc. Club Sponsor (DECA, BPA, etc)	\$1047		
Drama/Acting Coach	\$3488		
Debate	\$4358 - \$5231		
Speech	\$3139 - \$3837		
Asst Debate & Speech	\$1742		
Science Coach	\$3139 - \$3837		
Yearbook	\$1308		
Department Chairperson	\$1500		
Voc Department Chairperson	\$1500		
Voc Tech Coordinator	\$1047		
Foods Coordinator	\$609		
AV Material Specialist	\$1047		
Bookstore Supervisor	\$609		
Science Fair Sponsor	\$609		
Computer Coordinator	\$1047		
Vocal Music Accompanist	\$1742		
Flag Corps Sponsor	\$1047		
Chess Coach	\$1308		
Teacher Center Director	\$2441 - \$3139		
Spec Ed Tchr Mentor Facilitator	\$1742		
Teacher Mentor Supervisor	\$4358 - \$5231		
Breakfast Program Supervisor	\$1433		
City Wide Health Ins Com Person	\$4358 - \$5231		
Technology Liaison	\$1047		



**Non-certified Employee Classifications**  
**and Range of Pay Rates 2018-2019**

Classifications	Range of Pay Rates
<b>I. Instructional and Supplementary Pupil Services</b>	
A. Library Aides	\$82.70 - \$116.08 Daily
B. Kindergarten Aides	\$10.26 - \$15.84 Hourly
C. Special Education Aides	\$10.26 - \$15.84 Hourly
D. Prime Time Aides	N/A
E. Pre-kindergarten/Head Start Aides.	\$10.26 - \$15.84 Hourly
F. Educational Enterprises	N/A
G. Other	\$27.54 - \$31.79 Hourly
<b>II. Cafeteria and Food Services</b>	
A. Managers/Head Cooks	\$12.50 - \$25.71 Hourly
B. School Food Service Director	\$87,984 - \$101,437 Yearly
C. All Other Food Service Employees	\$10.00 - \$16.72 Hourly
<b>III. Health Services</b>	
A. Nurses	\$38,596 - \$47,146 Yearly
B. Other	\$86.05 - \$125.83 Daily
<b>IV. Office/Clerical/Secretarial</b>	\$970.27 - \$1,990.03
<b>V. Executive/Administrative/Accounting</b>	
A. Business Manager	\$102,312 - \$115,927 Yearly
B. Buildings and Grounds Director	\$102,312 - \$115,927 Yearly
C. Community Relations/Publicity Director	N/A
D. Other	\$67,723 - \$125,858 Yearly
<b>VI. Maintenance/Custodial/Warehouse/Security/Transportation</b>	
A. Building Custodians	\$16.61 - \$22.31 Hourly
B. Bus Drivers	\$20.22 Hourly
C. Other	\$13.35 - \$30.77 Hourly
<b>VII. Computer Services</b>	\$16.65 - \$41.88 Hourly
<b>VIII. Other</b>	\$24.97 - \$40.74 Hourly

Total Number of non-certified part-time employees 203

Total Number of non-certified full-time employees 896

**Certified Administrative Staff**  
**in effect June 30, 2019**

	Lowest Salary	Highest Salary	Average Salary	Number of Personnel
Administrative Staff	\$67,869.34	\$150,000.00	\$99,238.51	48

**Student Enrollment**  
**October 1, 2018**

Grade Level	Enrollment
Pre-School Ages 0 -2 (PW)	0
Pre-Kindergarten Ages 3 - 5 (PK)	670
Kindergarten	900
Grade 1	920
Grade 2	960
Grade 3	1030
Grade 4	1081
Grade 5	1047
Grade 6	965
Grade 7	916
Grade 8	944
Grade 9	959
Grade 10	966
Grade 11	915
Grade 12	939
Grade 12+/Adult (13)	27
<b>TOTAL</b>	<b>13,239</b>

**Assessed Valuation and Tax Rates**  
**Calendar Years 2018 and 2019**

	2018	2019
Assessed Valuation	2,327,184,467	2,474,459,503
Tax Rate - General Fund	N/A*	N/A*
Tax Rate - Education Fund	N/A*	N/A*
Tax Rate- Operations Fund	N/A*	0.5516
Tax Rate - Referendum Fund	0.44	0.4745
Tax Rate - Debt Service Fund	0.1882	0.1924
Tax Rate - Retirement/Severance Bond Debt Service Fund	0.0303	0.0271
Tax Rate - Capital Projects Fund	0.2641	N/A
Tax Rate - School Transportation Fund	0.2834	N/A
Tax Rate - School Bus Replacement Fund	0.0074	N/A
Tax Rate - Exempt Debt Service Fund	0.9987	0.5397

**Payments in Excess of \$2500 Made to Vendors  
Calendar Year 2018**

Vendor Name	General Fund Amount	Capital Projects Fund Amount	School Transportation Fund Amount	School Bus Bus Replacement Fund Amount	Total Amount
NIPSCO	\$ 323,623.65	\$ 3,145,382.42			\$ 3,469,006.07
HAMMOND NATIONAL CO	\$ 330,711.98		\$ 888,305.85		\$ 1,219,017.83
YORK RISK SERVICES GROUP, INC.	\$ 813,720.52		\$ 99,665.97		\$ 913,386.49
PINNACLE INSURANCE GROUP	\$ 293,024.22		\$ 376,364.04		\$ 669,388.26
PERFORMANCE CHEMICAL SUPPLY	\$ 440,263.71		\$ 3,340.69		\$ 443,604.40
ADVANCED IMAGING SOLUTIONS INC	\$ 364,771.18				\$ 364,771.18
WITHAM SALES & SERVICE INC	\$ 46,339.16		\$ 278,980.64		\$ 325,319.80
MACALLISTER MACHINERY CO, INC			\$ 25,631.60	\$ 276,698.00	\$ 302,329.60
WASTE MANAGEMENT OF	\$ 165,567.22				\$ 165,567.22
LL LOW ASSOCIATES INC	\$ 149,838.20				\$ 149,838.20
MOHAWK RESOURCES LTD			\$ 149,648.00		\$ 149,648.00
HAMMOND WATER WORKS DEPT	\$ 145,181.75				\$ 145,181.75
THE STANDARD COMPANIES	\$ 144,036.35				\$ 144,036.35
LEWIS & KAPPES, P.C.	\$ 110,846.87				\$ 110,846.87
MIDLAND PAPER	\$ 95,959.00		\$ 336.00		\$ 96,295.00
COMMUNITY CARE NETWORK, INC.	\$ 89,200.00				\$ 89,200.00
SPECIALTY CONSTRUCTION, INC	\$ 71,270.00				\$ 71,270.00
POINTE INDUSTRIES LLC	\$ 53,352.61		\$ 4,905.62		\$ 58,258.23
SNOW & ICE PROS INC.	\$ 56,333.70				\$ 56,333.70
FOLLETT SCHOOL SOLUTIONS, INC	\$ 56,228.75				\$ 56,228.75
DOUGLAS W CARUANA	\$ 55,170.00				\$ 55,170.00
AL WARREN OIL CO., INC.	\$ 17,040.10		\$ 37,052.36		\$ 54,092.46
ALERT ALARM INC	\$ 53,908.35				\$ 53,908.35
SUPERIOR GROUNDCOVER INC.	\$ 53,595.25				\$ 53,595.25
FAEGRE BAKER DANIELS LLP	\$ 45,225.00				\$ 45,225.00
POWERSCHOOL GROUP LLP		\$ 44,877.00			\$ 44,877.00
CHC WELLNESS INC	\$ 43,300.00				\$ 43,300.00
KERLIN BUS SALES & LEASING INC			\$ 43,022.66		\$ 43,022.66
PRECISION BUILDERS, INC	\$ 41,240.86				\$ 41,240.86
KROOSWYK TRUCKING AND	\$ 40,577.94				\$ 40,577.94
ANDERSON PEST CONTROL	\$ 40,411.17				\$ 40,411.17
EDGEWATER SYSTEMS FOR BALANCED	\$ 39,550.00				\$ 39,550.00
FIRST MIDWEST BANK VISA	\$ 36,777.66		\$ 2,227.32		\$ 39,004.98
THE ROSCOE COMPANY	\$ 38,693.31				\$ 38,693.31
CENTRAL INDIANA EDUCATIONAL	\$ 34,875.00				\$ 34,875.00
COLLEGE BOARD INSTITUTIONS	\$ 33,930.00				\$ 33,930.00
US POSTMASTER	\$ 33,217.65				\$ 33,217.65
PEERLESS INSURANCE COMPANY	\$ 30,164.25				\$ 30,164.25
HELLMAN'S AUTO SUPPLY			\$ 29,403.44		\$ 29,403.44
BYE MOR INC	\$ 29,379.96				\$ 29,379.96

**Payments in Excess of \$2500 Made to Vendors  
Calendar Year 2018**

Vendor Name	General Fund Amount	Capital Projects Fund Amount	School Transportation Fund Amount	School Bus Replacement Fund Amount	Total Amount
CHRISTENSON CHEVROLET INC			\$ 28,912.00		\$ 28,912.00
FRONTLINE TECHNOLOGIES GR LLC	\$ 28,837.49				\$ 28,837.49
OTIS ELEVATOR COMPANY	\$ 28,335.30				\$ 28,335.30
CDW GOVERNMENT INC.	\$ 26,958.13				\$ 26,958.13
AT & T	\$ 44,895.21				\$ 44,895.21
IND DEPT OF WORKFORCE DEV	\$ 20,437.86		\$ 4,573.90		\$ 25,011.76
FIRST MIDWEST BANK	\$ 24,115.97		\$ 500.00		\$ 24,615.97
CALUMET ELECTRIC SUPPLY CORP	\$ 23,251.42				\$ 23,251.42
QUILL CORP	\$ 21,988.57				\$ 21,988.57
IND SCHOOL BOARDS ASSN INC.	\$ 21,864.00				\$ 21,864.00
GEORGE K. BAUM & COMPANY	\$ 21,600.00				\$ 21,600.00
JANETTE T WHELAN	\$ 20,400.00				\$ 20,400.00
MASTER FIRE EXTINGUISHER	\$ 17,953.05		\$ 1,128.25		\$ 19,081.30
NW INDIANA TELEPHONE CO.	\$ 18,693.12				\$ 18,693.12
HENRY COMPANY INC	\$ 18,460.99				\$ 18,460.99
VALPARAISO AUTO & TRAILER	\$ 18,090.20				\$ 18,090.20
SMITH CHEVROLET	\$ 200.76		\$ 17,841.08		\$ 18,041.84
CINTAS CORPORATION #319			\$ 17,876.44		\$ 17,876.44
JAMES M. HALIK	\$ 16,790.60				\$ 16,790.60
LIBERTY MUTUAL INSURANCE	\$ 16,145.00		\$ 869.00		\$ 17,014.00
FWSBF, LLC	\$ 15,779.60				\$ 15,779.60
RUIM EQUIPMENT CO., INC.	\$ 15,711.36				\$ 15,711.36
DELL MARKETING LP	\$ 15,341.28				\$ 15,341.28
AG PARTS	\$ 15,194.50				\$ 15,194.50
HYDRO MANAGEMENT	\$ 14,495.00				\$ 14,495.00
DOLORIS L LAKICH	\$ 14,490.00				\$ 14,490.00
SCHOOLDUDE.COM, INC.	\$ 13,692.22				\$ 13,692.22
PEARSON EDUCATION INC.	\$ 13,627.31				\$ 13,627.31
MIDWEST TRANSIT EQUIPMENT			\$ 13,188.15		\$ 13,188.15
WEST INTERACTIVE SERVICES CORP	\$ 12,769.99				\$ 12,769.99
KELLER HEART OIL CO., INC.			\$ 12,495.50		\$ 12,495.50
LEWIS PAPER INT'L, INC	\$ 11,482.34				\$ 11,482.34
PRO-AM TEAM SPORTS LLC	\$ 11,422.50				\$ 11,422.50
TRI-ELECTRONICS, INC	\$ 10,966.38				\$ 10,966.38
VERIZON WIRELESS	\$ 10,931.00				\$ 10,931.00
T-MOBILE	\$ 10,737.42				\$ 10,737.42
CORPORATE BILLING LLC	\$ 805.81		\$ 9,843.67		\$ 10,649.48
COMPREHENSIVE CARE	\$ 4,678.00		\$ 5,655.00		\$ 10,333.00
BELL TECHLOGIX INC	\$ 10,277.60				\$ 10,277.60
MAILFINANCE, INC,	\$ 10,254.96				\$ 10,254.96
ADTEC ADMINISTRATIVE &	\$ 10,120.00				\$ 10,120.00
1ST AYD CORPORATION			\$ 9,464.00		\$ 9,464.00
CR PUBLICATIONS	\$ 8,711.20				\$ 8,711.20
SCHOOL HEALTH CORP	\$ 8,653.93				\$ 8,653.93

**Payments in Excess of \$2500 Made to Vendors  
Calendar Year 2018**

Vendor Name	General Fund Amount	Capital Projects Fund Amount	School Transportation Fund Amount	School Bus Replacement Fund Amount	Total Amount
4IMPRINT INC	\$ 1,183.12		\$ 7,444.22		\$ 8,627.34
FORD HEIGHTS SCHOOL			\$ 8,330.00		\$ 8,330.00
MENARDS (HAMMOND)	\$ 8,237.74				\$ 8,237.74
B&H FOTO & ELECTRONICS CORP	\$ 8,157.63				\$ 8,157.63
TYLER TECHNOLOGIES, INC			\$ 8,052.95		\$ 8,052.95
CYBOR FIRE PROTECTION COMPANY	\$ 7,975.00				\$ 7,975.00
KROOSWYK MATERIALS, INCL	\$ 7,690.33				\$ 7,690.33
SCHOOL SPECIALTY INC	\$ 7,543.89				\$ 7,543.89
UNITY SCHOOL BUS PARTS			\$ 7,232.76		\$ 7,232.76
FLOSSMOOR SCHOOL DISTRICT 161			\$ 7,226.06		\$ 7,226.06
LINDYS ACE HARDWARE INC	\$ 7,045.62				\$ 7,045.62
GREAT LAKES DIST., INC.			\$ 6,799.42		\$ 6,799.42
GRAINGER, INC	\$ 4,957.78		\$ 1,805.32		\$ 6,763.10
DEMCO, INC	\$ 6,451.51				\$ 6,451.51
WORKING WELL	\$ 4,052.96		\$ 2,206.56		\$ 6,259.52
ADVANCE EDUCATION, INC.	\$ 6,171.68				\$ 6,171.68
CASSEL WHITE	\$ 6,138.84				\$ 6,138.84
MICHAEL A NANCE	\$ 6,000.00				\$ 6,000.00
COMCAST	\$ 5,865.97				\$ 5,865.97
TAKKT AMERICA HOLDING, INC	\$ 5,800.98				\$ 5,800.98
AUSTGEN ELECTRIC INC.			\$ 5,796.98		\$ 5,796.98
SHERWIN-WILLIAMS CO	\$ 5,708.86				\$ 5,708.86
CUMMINS N POWER LLC	\$ 5,691.82				\$ 5,691.82
CPP FILTER CORP	\$ 5,666.82				\$ 5,666.82
SAMACO SUPPLY	\$ 5,610.50				\$ 5,610.50
AQUA FECTION INC.	\$ 5,472.10				\$ 5,472.10
DISA GLOBAL SOLUTIONS, INC			\$ 5,458.50		\$ 5,458.50
JOHNSON TRUCK EQUIPMENT	\$ 54.00		\$ 5,393.40		\$ 5,447.40
CENDER & COMPANY, L.L.C.	\$ 5,418.28				\$ 5,418.28
NAT'L SCHOOL BOARDS ASSN	\$ 5,335.00				\$ 5,335.00
MIDWEST CTR FOR YOUTH & FAMILIES	\$ 5,307.21				\$ 5,307.21
COGENT COMMUNICATIONS, INC.	\$ 5,307.06				\$ 5,307.06
SECURITY DOOR INC			\$ 5,161.62		\$ 5,161.62
TERPSTRA SALES & SERVICE	\$ 5,100.50				\$ 5,100.50
PERMA BOUND/HERTZBERG DIV	\$ 5,079.52				\$ 5,079.52
TRANSCHICAGO TRUCK GROUP			\$ 5,048.98		\$ 5,048.98
INDIANA URBAN SCHOOLS ASSN	\$ 5,000.00				\$ 5,000.00
IMAGING OFFICE SYSTEMS, INC.	\$ 5,000.00				\$ 5,000.00
SHAMBAUGH AND SON LP	\$ 4,984.60				\$ 4,984.60
MICROINTEGRATION INC	\$ 4,830.00				\$ 4,830.00
HEAVY DUTY BUS PARTS, INC			\$ 4,824.51		\$ 4,824.51
ROCHESTER 100 INC.	\$ 4,770.25				\$ 4,770.25

**Payments in Excess of \$2500 Made to Vendors  
Calendar Year 2018**

Vendor Name	General Fund Amount	Capital Projects Fund Amount	School Transportation Fund Amount	School Bus Replacement Fund Amount	Total Amount
ACCUCRAFT IMAGING INC	\$ 4,578.00				\$ 4,578.00
CITY OF HAMMOND INDIANA	\$ 4,500.00				\$ 4,500.00
KARL WILLIAMS INC	\$ 4,489.30				\$ 4,489.30
MACGILL DISCOUNT SCHOOL NURSE	\$ 4,464.59				\$ 4,464.59
AP EXAMS	\$ 4,345.00				\$ 4,345.00
RON J. PRESTERMER AGENCY, INC	\$ 4,314.00				\$ 4,314.00
HERFF JONES INC.	\$ 4,130.60				\$ 4,130.60
FRANK MATTEI		\$ 4,120.00			\$ 4,120.00
PLASCO ID HOLDINGS LLC	\$ 4,045.73				\$ 4,045.73
THE ARBITAGE GROUP, INC	\$ 4,000.00				\$ 4,000.00
READY REFRESH by NESTLE	\$ 3,973.81				\$ 3,973.81
UNITED ART & EDUCATION, INC	\$ 3,947.85				\$ 3,947.85
HOMEWOOD-FLOSSMOOR COMMUNITY			\$ 3,876.39		\$ 3,876.39
ISTE	\$ 3,850.00				\$ 3,850.00
SCHOLASTIC, INC	\$ 3,791.04				\$ 3,791.04
NEARPOD, INC.	\$ 3,750.00				\$ 3,750.00
UNIFIRST CORPORATION			\$ 3,738.55		\$ 3,738.55
APPLE, INC.	\$ 3,686.95				\$ 3,686.95
PRESIDIO NETWORKED SOLUTIONS	\$ 3,650.28				\$ 3,650.28
HERCULES ACHIEVEMENT, INC.	\$ 3,649.25				\$ 3,649.25
TRANSARCTIC, INC.			\$ 3,608.13		\$ 3,608.13
KEVEN GUY RHODES	\$ 3,600.00				\$ 3,600.00
G & J AUTO PARTS OF E CHICAGO	\$ 163.07		\$ 3,386.06		\$ 3,549.13
INDUSTRIAL STEEL & SUPPLY CORP	\$ 3,500.00				\$ 3,500.00
SCHOOL SPECIALTY INC	\$ 3,464.33				\$ 3,464.33
INTER-STATE STUDIO & PUBLISHING	\$ 3,422.10				\$ 3,422.10
VALE APPRAISAL GROUP	\$ 3,300.00				\$ 3,300.00
POSTMASTER OF HIGHLAND	\$ 3,275.00				\$ 3,275.00
JUNIOR LIBRARY GUILD	\$ 3,256.00				\$ 3,256.00
INDIANA DEPT HOMELAND SECURITY	\$ 3,240.00				\$ 3,240.00
NEOLA INC	\$ 3,213.23				\$ 3,213.23
K-LOG, INC.	\$ 3,161.11				\$ 3,161.11
GORDON FOOD SERVICE, INC	\$ 3,101.35				\$ 3,101.35
GLUTH BROTHERS ROOFING CO, INC	\$ 3,088.00				\$ 3,088.00
CONSORTIUM FOR SCHOOL	\$ 3,080.00				\$ 3,080.00
MTW CONSULTING, INC	\$ 3,080.00				\$ 3,080.00
MATTHEW BENDER & CO, INC	\$ 3,063.99				\$ 3,063.99
SHARP SCHOOL SERVICES INC	\$ 3,025.27				\$ 3,025.27
BARNES & NOBLE INC	\$ 2,991.19				\$ 2,991.19
NAGEL LIFT TRUCK, INC	\$ 2,951.93				\$ 2,951.93
NATIONAL BUSINESS FURNITURE LLC	\$ 2,892.92				\$ 2,892.92
SERVICE SANITATION, INC			\$ 2,860.45		\$ 2,860.45

**Payments in Excess of \$2500 Made to Vendors  
Calendar Year 2018**

Vendor Name	General Fund Amount	Capital Projects Fund Amount	School Transportation Fund Amount	School Bus Replacement Fund Amount	Total Amount
LAKE COUNTY INSURANCE AGENCY			\$ 2,847.60		\$ 2,847.60
INDIANA ASSOCIATION OF SCHOOL	\$ 2,210.00		\$ 610.00		\$ 2,820.00
HINCKLEY SPRINGS	\$ 2,811.96				\$ 2,811.96
VAN SENUS AUTO PARTS	\$ 116.09		\$ 2,682.55		\$ 2,798.64
HOMewood SCHOOL			\$ 2,785.20		\$ 2,785.20
MINER ELECTRONICS LABS INC			\$ 2,773.20		\$ 2,773.20
PINKERTON OIL COMPANY INC			\$ 2,758.95		\$ 2,758.95
VAZQUEZ DEVELOPMENT, LLC	\$ 2,750.00				\$ 2,750.00
INTER-STATE STUDIO	\$ 2,734.00				\$ 2,734.00
PCMG, INC	\$ 2,721.91				\$ 2,721.91
AUSTGEN KUIPER JASAITIS P.C.	\$ 2,718.25				\$ 2,718.25
VINCENNES UNIVERSITY	\$ 2,660.00				\$ 2,660.00
TANKNOLOGY, INC	\$ 935.29		\$ 1,713.50		\$ 2,648.79
PULSE TECHNOLOGY of INDIANA	\$ 2,643.91				\$ 2,643.91
SAFE HIRING SOLUTIONS LLC	\$ 2,635.30				\$ 2,635.30
FLINN SCIENTIFIC	\$ 2,623.01				\$ 2,623.01
INFINISOURCE, INC	\$ 2,615.20				\$ 2,615.20
NORTHWEST EVALUATION ASSOC	\$ 2,500.00				\$ 2,500.00
THE LAMAR COMPANIES	\$ 2,500.00				\$ 2,500.00
RICHARD KEELEY	\$ 2,500.00				\$ 2,500.00
<b>TOTALS</b>	<b>\$ 5,391,805.82</b>	<b>\$ 3,194,379.42</b>	<b>\$ 2,175,653.04</b>	<b>\$ 276,698.00</b>	<b>\$ 11,038,536.28</b>




**Statement of Indebtedness**  
**Calendar Year 2018**

Indebtedness	Principal Outstanding
Temporary Loans	\$0
School Bonds	0
Emergency Loans	0
School Bus Loans	0
Holding Company - Public and Private	202,090,000
Veterans' Memorial Loans	0
Common School Loans	10,488,888
Indiana Bond Bank/Anticipated Notes	0
Retirement/Severance Bond Debt	2,197,866
Bank Loans or DLGF Approved Debt	0
Qualified School Construction Bonds (ARRA)	0
Qualified Zone Academy Bonds (ARRA)	0
<b>TOTAL</b>	<b>\$214,776,754</b>
Outstanding Encumbrances - All Funds (Include purchase orders, vendor contracts, letters of commitment, leases)	\$237,480

Annual Financial Report  
Certification

I hereby certify that the annual financial report is true and accurate in every respect to the best of my knowledge and belief. I further certify that all contracts, vouchers, and bills for all payments made by the school corporation are in its possession and open to public inspection.

Date August 6, 2019

Signature 

Secretary, Board of School Trustees  
School City of Hammond  
41 Williams Street  
Hammond, IN 46320

# CHICAGO TRIBUNE

media group

Sold To:

HAMMOND PUBLIC SCHOOLS - CU00409871

41 Williams St

Hammond, IN 46320-1948

Bill To:

HAMMOND PUBLIC SCHOOLS - CU00409871

41 Williams St

Hammond, IN 46320-1948

## Proof of Publication

Order Number: 6402261

Purchase Order: AFR 8.9.19

State of Indiana )

) ss:

Jasper, La Porte, Lake, Newton, Porter, & Starke County )

I, Spencer Clark, a principal clerk of Post Tribune newspaper of general circulation printed and published in the English language in the city of Crown Point in state and county afore-said, and that the printed matter attached hereto is a true copy, which was duly published in said paper for 1 time(s), the date(s) of publication being as follows:

Aug 09, 2019.

The undersigned further states that the Post Tribune newspaper(s) maintains an Internet website, which is located at [http://classifieds.chicagotribune.com/classifieds?category=public\\_notice](http://classifieds.chicagotribune.com/classifieds?category=public_notice) website and that a copy of the above referenced printed matter was posted on such website on the date(s) of publication set forth above.

Dated at Chicago, Illinois on this 9 day of August, 2019.

  
\_\_\_\_\_  
Spencer Clark

160 N Stetson Ave.  
Chicago, IL 60601

\*\*\* Proof of Publication \*\*\*

State of Indiana )  
 ) ss:  
Lake County )

Personally appeared before me, a notary public in and for said county and state, the undersigned Nicole Muscari who, being duly sworn, says that She/he is Legal Clerk of the Northwest Indiana Times newspaper of general circulation printed and published in the English language in the Town of Munster in state and county afore-said, and that the printed matter attached hereto is a true copy, which was duly published in said paper for 1 time(s), the date(s) of publication being as follows:

August 8, 2019

SCHOOL CITY OF HAMMOND / LEGALS

Accounts Payable  
41 WILLIAMS STREET  
HAMMOND IN 46320

ORDER NUMBER 19139

The undersigned further states that the Northwest Indiana Times newspaper maintains an Internet website, which is located at [www.nwi.com](http://www.nwi.com) website and that a copy of the above referenced printed matter was posted on such website on the date(s) of publication set forth above.

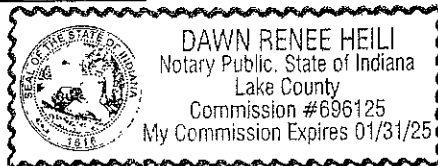
Nicole Muscari  
Nicole Muscari, Legal Clerk

By: \_\_\_\_\_

Subscribed and sworn to before me this 15 day of August 2019.

Dawn Renee Heili  
Notary Public

My commission expires:



Section: Legals

Category: 198 Legal - Lake County

PUBLISHED ON: 08/08/2019

TOTAL AD COST: 626.89

FILED ON: 8/8/2019

ATTACH COPY OF ADVERTISEMENT HERE

Prescribed by State Board of Accounts

General Form No. 99P (Rev. 2009A)

School City of Hammond  
(Governmental Unit)

To: The Times Media Company

Lake County, Indiana

601-45th Avenue, Munster, IN 46321

### PUBLISHER'S CLAIM

#### LINE COUNT

Display Master (Must not exceed two actual lines, neither of which shall total more than four solid lines of the type in which the body of the advertisement is set) -- number of equivalent lines .....

Head -- number of lines .....

Body -- number of lines .....

Tail -- number of lines .....

Total number of lines in notice .....

#### COMPUTATION OF CHARGES

231 lines, 6 columns wide equals 1386 equivalent lines at .4523 cents per line

\$ 626.89

Additional charges for notices containing rule or tabular work (50 per cent of above amount) .....

Charge for extra proofs of publication (\$1.00 for each proof in excess of two) .....

TOTAL AMOUNT OF CLAIM .....

\$ 626.89

#### DATA FOR COMPUTING COST

Width of single column in picas 9p4

Size of type 7.0 point.

Number of insertions 1

(Part 1)

19139

Pursuant to the provisions and penalties of IC 5-11-10-1, I hereby certify that the foregoing account is just and correct, that the amount claimed is legally due, after allowing all just credits, and that no part of the same has been paid.

I also certify that the printed matter attached hereto is a true copy, of the same column width and type size, which was duly published in said paper (1) times. The dates of publication being as follows:

August 8, 2019

Additionally, the statement checked below is true and correct:

..... Newspaper does not have a Web site.

..X.. Newspaper has a Web site and this public notice was posted on the same day as it was published in the newspaper.

..... Newspaper has a Web site, but due to technical problem or error, public notice was posted on .....

..... Newspaper has a Web site but refuses to post the public notice.

Date 8-15-2019

Nicole L. Muscari  
Title: Legal Clerk

By: .....

\*\*\* Proof of Publication \*\*\*

State of Indiana )  
 ) ss:  
Lake County )

Personally appeared before me, a notary public in and for said county and state, the undersigned Nicole Muscari who, being duly sworn, says that She/he is Legal Clerk of the Northwest Indiana Times newspaper of general circulation printed and published in the English language in the Town of Munster in state and county afore-said, and that the printed matter attached hereto is a true copy, which was duly published in said paper for 1 time(s), the date(s) of publication being as follows:

August 8, 2019

SCHOOL CITY OF HAMMOND / LEGALS

Accounts Payable  
41 WILLIAMS STREET  
HAMMOND IN 46320

ORDER NUMBER 19140

The undersigned further states that the Northwest Indiana Times newspaper maintains an Internet website, which is located at [www.nwi.com](http://www.nwi.com) website and that a copy of the above referenced printed matter was posted on such website on the date(s) of publication set forth above.

Nicole Muscari  
Nicole Muscari, Legal Clerk

By: \_\_\_\_\_

Subscribed and sworn to before me this 15 day of August 2019.

Dawn Renee Heili  
Notary Public

My commission expires:



Section: Legals

Category: 198 Legal - Lake County

PUBLISHED ON: 08/08/2019

TOTAL AD COST: 74.63

FILED ON: 8/8/2019

Prescribed by State Board of Accounts

General Form No. 99P (Rev. 2009A)

School City of Hammond  
(Governmental Unit)

To: The Times Media Company

Lake County, Indiana

601-45th Avenue, Munster, IN 46321

**PUBLISHER'S CLAIM**

**LINE COUNT**

Display Master (Must not exceed two actual lines, neither of which shall total more than four solid lines of the type in which the body of the advertisement is set) -- number of equivalent lines

Head -- number of lines

Body -- number of lines

Tail -- number of lines

Total number of lines in notice

**COMPUTATION OF CHARGES**

55 lines, 3 columns wide equals 165 equivalent lines at .4523 cents per line

\$ 74.63

Additional charges for notices containing rule or tabular work (50 per cent of above amount)

Charge for extra proofs of publication (\$1.00 for each proof in excess of two)

TOTAL AMOUNT OF CLAIM

\$ 74.63

**DATA FOR COMPUTING COST**

Width of single column in picas 9p4  
Number of insertions 1

Size of type 7.0 point.

(Part 2)

19140

Pursuant to the provisions and penalties of IC 5-11-10-1, I hereby certify that the foregoing account is just and correct, that the amount claimed is legally due, after allowing all just credits, and that no part of the same has been paid.

I also certify that the printed matter attached hereto is a true copy, of the same column width and type size, which was duly published in said paper (1) times. The dates of publication being as follows:

August 8, 2019

Additionally, the statement checked below is true and correct:

..... Newspaper does not have a Web site.


☒ Newspaper has a Web site and this public notice was posted on the same day as it was published in the newspaper.

..... Newspaper has a Web site, but due to technical problem or error, public notice was posted on .....

..... Newspaper has a Web site but refuses to post the public notice.

Date 8-15-2019

Nicole L. Muscari  
Title: Legal Clerk



By: .....