



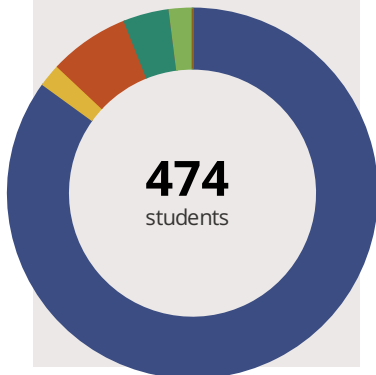
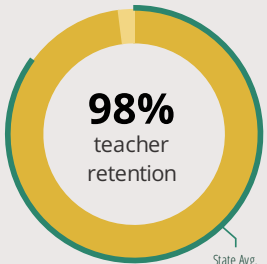
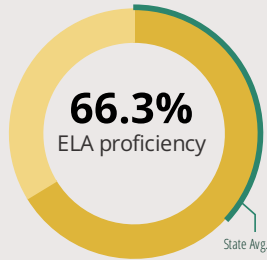
George B Carpenter Elem School

300 N Hamlin Ave Park Ridge, IL 60068 (847) 318-4370

Grades: K - 5
District: Park Ridge CCSD 64

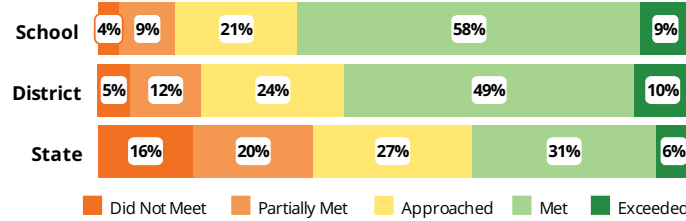
Principal: Mr. Brett Balduf
Superintendent: Dr. Laurie Heinz

FAST FACTS



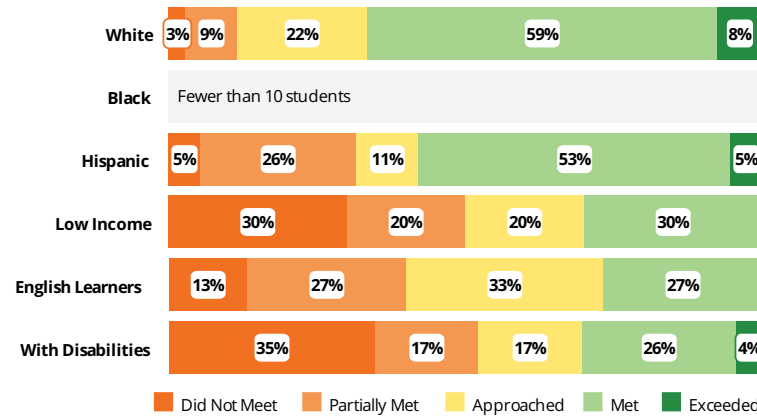
Academic Success

All Illinois students in grades 3-8 take the PARCC assessment each year. High school students take the SAT in Math and English Language Arts.



Success by Student Group

This display shows PARCC ELA performance levels for each student group. No data is shown for groups with fewer than 10 students.



Student Characteristics

White	85%	Low Income	3%
Black	2%	English Learners	8%
Hispanic	7%	With Disabilities	12%
Asian	4%	Homeless	0%
American Indian	0%		
Two or More Races	2%		
Pacific Islander	0%		

School Environment



The **5Essentials Survey** allows students in grades 6-12 and all teachers to share their perspectives on essential conditions for learning. The anonymous survey consists of 5 components.

- Most implementation
- More implementation
- Average implementation
- Less implementation
- Least implementation
- Not Applicable/Low Response

Response Rates

Students	-
Teachers	-

Effective Leaders

Do principals and teachers implement a shared vision for success?

Collaborative Teachers

Do teachers collaborate to promote professional growth?

Ambitious Instruction

Are the classes challenging and engaging?

Supportive Environment

Is the school safe, demanding, and supportive?

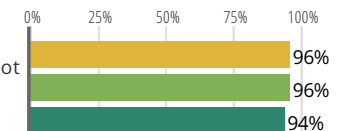
Involved Families

Does the entire staff build strong external relationships?

Student Attendance and Mobility

Attendance Rate

Rate at which students are present at school, not including excused or unexcused absences



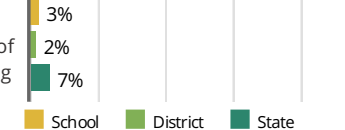
Chronic Truancy Rate

Percentage of students who have been absent without valid reasons for 5% or more of regular school days



Student Mobility

Percentage of students who transfer in or out of the school during the school year, not including graduates





George B Carpenter Elem School

School Highlights

Academic Courses

Band, Orchestra, Art, Music, Spanish Conversation and Culture, Gifted and Talented Programs, Summer School, English Language Learner Support, 2nd Step, Literacy Support; 1:1 technology integration (3rd-5th), Physical Education

Physical Education, Health and Wellness

Health & Wellness Education, Health & Nutrition Week, Go Green Week, Neat to Use Your Feet Week, Screen-Free Week, Red Ribbon Week

Other Programs and Activities

Before School Care, Family Nights, PTO, Senior Volunteers, Junior Great Books, V-Show, Chorus, Maker Club, Student Patrol, Science Olympiad, Student Council, Field Day, Outdoor Ed., Track-a-Thon, Battle of the Books, Spelling Bee, 1:1 Technology Integration

School Awards

2009 Golden Apple Teacher Award, 2012 Illinois Academic Excellence Award

Career Development Courses and Programs

Athletics

School Personnel Resources

ELA/Math Interventionists, English as a Second Language Teacher, Librarian/Media Specialist, Paraprofessional, School Psychologist, School Psychology Intern, School Social Worker, Special Education Teacher, Speech Language Pathologist-non teaching, Technology Specialist

Facilities

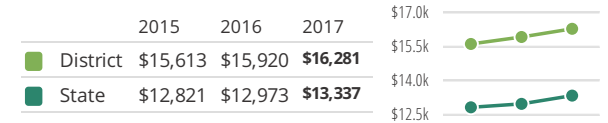
Learning Center, 21st Century Lab, Auditorium ,Playground, Climbing Wall in gym, Kiln, 3D Printer

District Finance

Instructional Spending per Pupil includes only the activities directly dealing with the teaching of students or the interaction between teachers and students.



Operational Spending per Pupil includes all costs for overall operations in this school's district, including Instructional Spending, but excluding summer school, adult education, capital expenditures, and long-term debt payments.



Educator Measures

This school has had **1 principal(s)** over the past 6 years. In the last three years, an average of **98% of teachers** return to this school each year.

FOR MORE INFORMATION

Visit IllinoisReportCard.com to see additional details about each item of information for this school. There you will find charts spanning multiple years, detailed explanations, resources, more of the school's programs and activities, and powerful tools that let you dig deeper into data.

Most of this data has been collected by ISBE from school districts through data systems. Some information, such as the School Highlights, is entered directly by principals and can be updated throughout the year.