



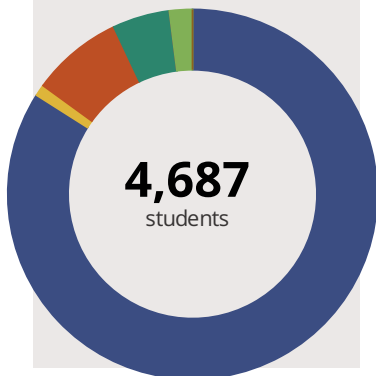
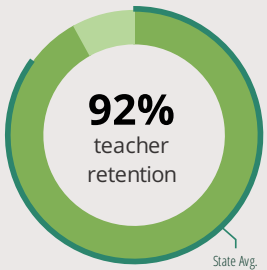
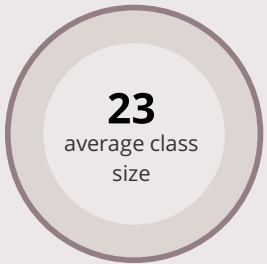
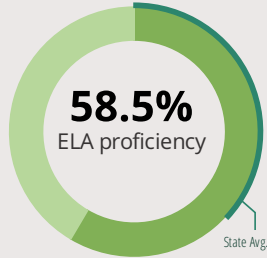
Park Ridge CCSD 64

164 S Prospect Ave Park Ridge, IL 60068 (847) 318-4300

Grades: PK - 8

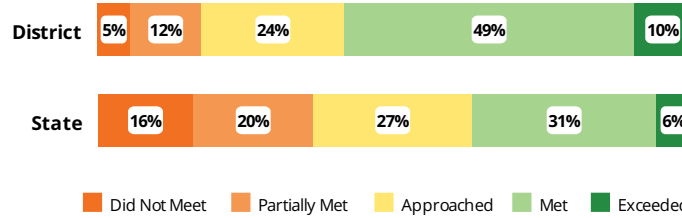
Superintendent: Dr. Laurie Heinz

FAST FACTS

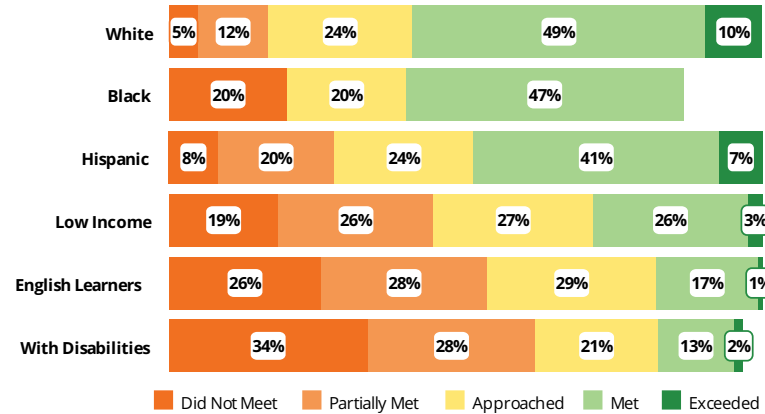


Academic Success

All Illinois students in grades 3-8 take the PARCC assessment each year. High school students take the SAT in Math and English Language Arts.



Success by Student Group



Student Characteristics

White	84%	Low Income	4%
Black	1%	English Learners	7%
Hispanic	8%	With Disabilities	12%
Asian	5%	Homeless	0%
American Indian	0%		
Two or More Races	2%		
Pacific Islander	0%		

District Finance

Instructional Spending per Pupil includes only the activities directly dealing with the teaching of students or the interaction between teachers and students.

	2015	2016	2017	
District	\$9,898	\$10,046	\$9,939	
State	\$7,712	\$7,853	\$8,024	

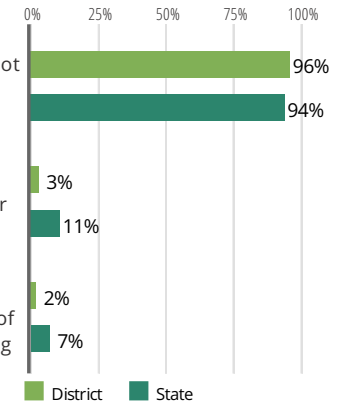
Operational Spending per Pupil includes all costs for overall operations in this district, including Instructional Spending, but excluding summer school, adult education, capital expenditures, and long-term debt payments.

	2015	2016	2017	
District	\$15,613	\$15,920	\$16,281	
State	\$12,821	\$12,973	\$13,337	

Student Attendance and Mobility

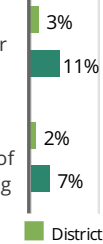
Attendance Rate

Rate at which students are present at school, not including excused or unexcused absences



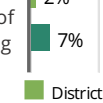
Chronic Truancy Rate

Percentage of students who have been absent without valid reasons for 5% or more of regular school days



Student Mobility

Percentage of students who transfer in or out of the school during the school year, not including graduates





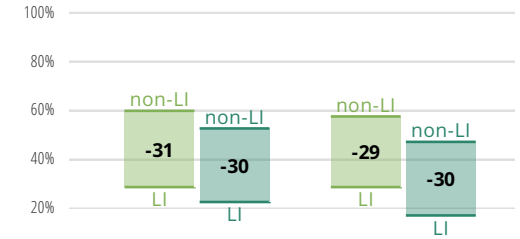
Park Ridge CCSD 64

Schools in District

School Name	Grades	Summative Designation	School Name	Grades	Summative Designation
Emerson Middle School	6 - 8	Commendable	George B Carpenter Elem School	K - 5	Commendable
Lincoln Middle School	6 - 8	Commendable	George Washington Elem School	K - 5	Commendable
Eugene Field Elem School	K - 5	Commendable	Theodore Roosevelt Elem School	K - 5	Commendable
Franklin Elementary School	K - 5	Commendable	Jefferson School	P - PK	

Achievement Gap

Achievement gaps display the differences in academic performance between student groups. The display below shows the gap in readiness for the next level between low income (LI) students and non-low income (non-LI) students on the PARCC assessment for both English Language Arts (ELA) and Math.



	PARCC ELA		PARCC Math	
	District	State	District	State
Non-Low Income	60%	53%	58%	47%
Low Income	29%	23%	29%	17%
Gap	-31	-30	-29	-30

Educator Measures

This district has had an average of **1 principal(s)** at the same school over the past 6 years. District wide in the last three years, an average of **92% of teachers** return to the same school each year.

FOR MORE INFORMATION

Visit IllinoisReportCard.com to see additional details about each item of information for this school. There you will find charts spanning multiple years, detailed explanations, resources, more of the school's programs and activities, and powerful tools that let you dig deeper into data.

Most of this data has been collected by ISBE from school districts through data systems. Some information, such as the School Highlights, is entered directly by principals and can be updated throughout the year.