



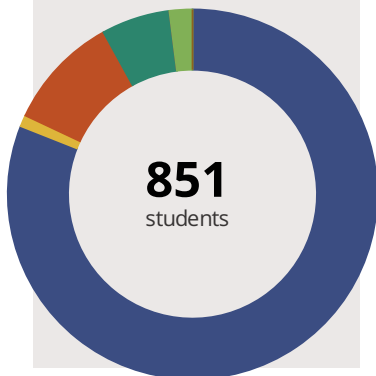
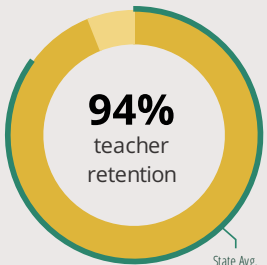
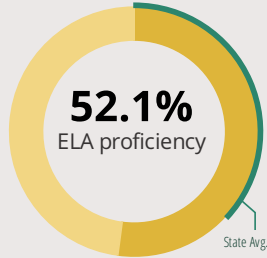
Emerson Middle School

8101 N Cumberland Ave Niles, IL 60714 (847) 318-4322

Grades: 6 - 8
District: Park Ridge CCSD 64

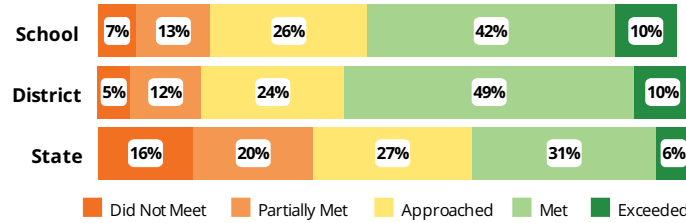
Principal: Dr. James Morrison
Superintendent: Dr. Laurie Heinz

FAST FACTS



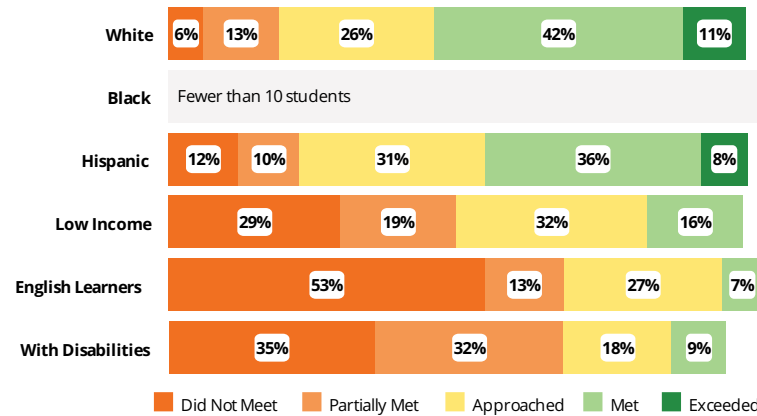
Academic Success

All Illinois students in grades 3-8 take the PARCC assessment each year. High school students take the SAT in Math and English Language Arts.



Success by Student Group

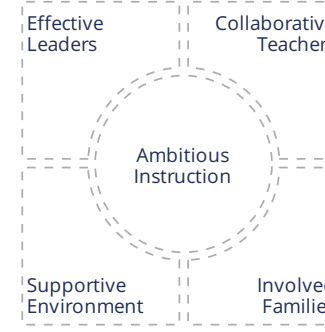
This display shows PARCC ELA performance levels for each student group. No data is shown for groups with fewer than 10 students.



Student Characteristics

White	81%	Low Income	4%
Black	1%	English Learners	2%
Hispanic	10%	With Disabilities	9%
Asian	6%	Homeless	0%
American Indian	0%		
Two or More Races	2%		
Pacific Islander	0%		

School Environment



The **5Essentials Survey** allows students in grades 6-12 and all teachers to share their perspectives on essential conditions for learning. The anonymous survey consists of 5 components.

- Most implementation
- More implementation
- Average implementation
- Less implementation
- Least implementation
- Not Applicable/Low Response

Response Rates

Students	-
Teachers	-

Effective Leaders

Do principals and teachers implement a shared vision for success?

Collaborative Teachers

Do teachers collaborate to promote professional growth?

Ambitious Instruction

Are the classes challenging and engaging?

Supportive Environment

Is the school safe, demanding, and supportive?

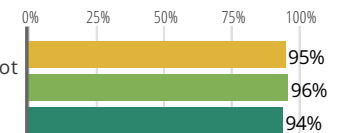
Involved Families

Does the entire staff build strong external relationships?

Student Attendance and Mobility

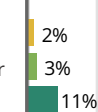
Attendance Rate

Rate at which students are present at school, not including excused or unexcused absences



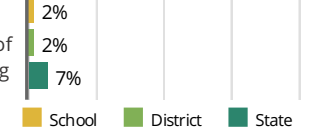
Chronic Truancy Rate

Percentage of students who have been absent without valid reasons for 5% or more of regular school days



Student Mobility

Percentage of students who transfer in or out of the school during the school year, not including graduates





Emerson Middle School

School Highlights

Academic Courses

FACS, Industrial Tech, Crafts/Printmaking, Physical Science, Debate, Literature, Marine Biology, Multimedia, Math Electives, Web Design, Economics, Public Speaking, WWW.LA, Band, Ceramics, Choir, Guitar, Music, Orchestra, Painting, Photography, French/Spanish I, 7/8th Grade Algebra, Gifted/Talented, Second Step, Literacy Support, Physical Education

Physical Education, Health and Wellness

Fitness, Health Education Courses, Nutrition, Red Ribbon Week, Health & Wellness Education, Health & Nutrition Week, Screen-Free Week

Other Programs and Activities

Parent Associations, Tutoring Program, Art Club, Drama/Theatre, Music Club, Homework Club, Student Ambassadors, Student Council/Government, Student Generated Teen Leisure Clubs (TLCs), One to One Technology Integration, Young Authors, Spelling Bee

School Awards

Assistant Principal of the Year Award 2011, 2013-2018 Blue Ribbon Program Award for Physical Education, Illinois Horizon Schools: Schools to Watch 2009 and 2012

Career Development Courses and Programs

Athletics

Boys Basketball, Boys Cross Country, Boys Volleyball, Boys Wrestling, Girls Basketball, Girls Cross Country, Girls Volleyball, Intramural Sports

School Personnel Resources

Curriculum Specialist English as a Second Language Teacher Librarian/Media Specialist Paraprofessional School Psychologist School Social Worker Special Education Teacher Speech Language Pathologist-non teaching ELA and Math Interventionists Technology Specialist

Facilities

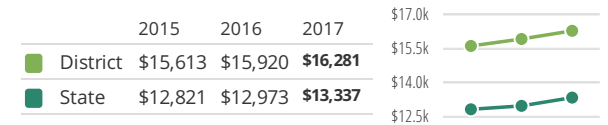
Kiln 3D Printer Broadcasting Studio Green Screen Studio Makers Space

District Finance

Instructional Spending per Pupil includes only the activities directly dealing with the teaching of students or the interaction between teachers and students.



Operational Spending per Pupil includes all costs for overall operations in this school's district, including Instructional Spending, but excluding summer school, adult education, capital expenditures, and long-term debt payments.



Educator Measures

This school has had **1 principal(s)** over the past 6 years. In the last three years, an average of **94% of teachers** return to this school each year.

FOR MORE INFORMATION

Visit IllinoisReportCard.com to see additional details about each item of information for this school. There you will find charts spanning multiple years, detailed explanations, resources, more of the school's programs and activities, and powerful tools that let you dig deeper into data.

Most of this data has been collected by ISBE from school districts through data systems. Some information, such as the School Highlights, is entered directly by principals and can be updated throughout the year.