

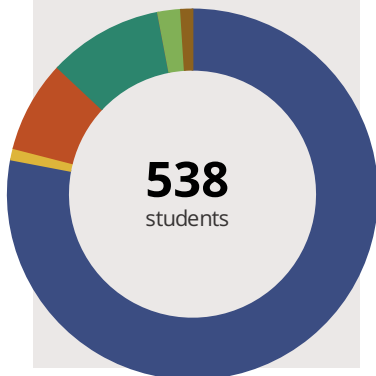
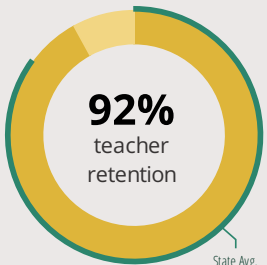
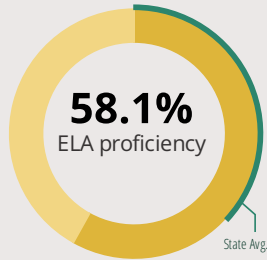
# Franklin Elementary School

2401 Manor Ln Park Ridge, IL 60068 (847) 318-4390

Grades: K - 5  
District: Park Ridge CCSD 64

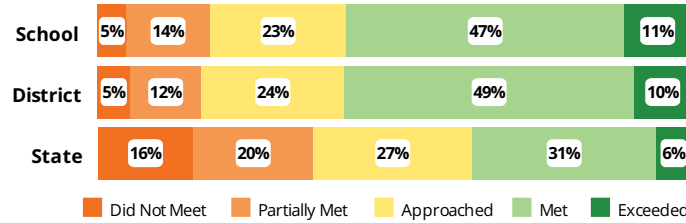
Principal: Dr. Claire Kowalczyk  
Superintendent: Dr. Laurie Heinz

## FAST FACTS



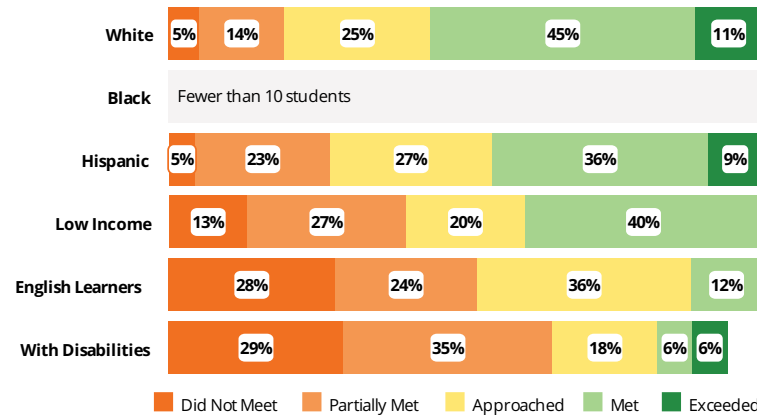
## Academic Success

All Illinois students in grades 3-8 take the PARCC assessment each year. High school students take the SAT in Math and English Language Arts.



## Success by Student Group

This display shows PARCC ELA performance levels for each student group. No data is shown for groups with fewer than 10 students.



## Student Characteristics

White	78%	Low Income	5%
Black	1%	English Learners	9%
Hispanic	8%	With Disabilities	9%
Asian	10%	Homeless	0%
American Indian	0%		
Two or More Races	2%		
Pacific Islander	1%		

## School Environment



The **5Essentials Survey** allows students in grades 6-12 and all teachers to share their perspectives on essential conditions for learning. The anonymous survey consists of 5 components.

- Most implementation
- More implementation
- Average implementation
- Less implementation
- Least implementation
- Not Applicable/Low Response

### Response Rates

Students	-
Teachers	-

### Effective Leaders

Do principals and teachers implement a shared vision for success?

### Collaborative Teachers

Do teachers collaborate to promote professional growth?

### Ambitious Instruction

Are the classes challenging and engaging?

### Supportive Environment

Is the school safe, demanding, and supportive?

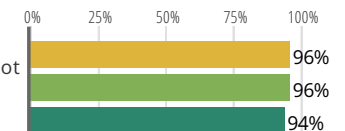
### Involved Families

Does the entire staff build strong external relationships?

## Student Attendance and Mobility

### Attendance Rate

Rate at which students are present at school, not including excused or unexcused absences



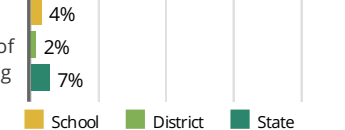
### Chronic Truancy Rate

Percentage of students who have been absent without valid reasons for 5% or more of regular school days



### Student Mobility

Percentage of students who transfer in or out of the school during the school year, not including graduates





# Franklin Elementary School

## School Highlights

### Academic Courses

Band, Orchestra, Art, Music, Spanish Conversation and Culture, Gifted and Talented Programs, Summer School, English Language Learner Support, Second Step, Literacy Support, Physical Education

### Physical Education, Health and Wellness

Red Ribbon Week, Health & Wellness Education, Health & Nutrition Week, Neat to Use Your Feet Week, Screen-Free Week, Jump Rope for Heart

### Other Programs and Activities

Before and After School Care, Family Nights, PTA, Senior Volunteer Program, Chorus, Night of the Stars (Student Showcase), Chess Club, Math Club, Coding Club, Geography Club, Kahoot! Club, and Art Club, Science Olympiad, Battle of the Books, Young Authors, Student Council, Spelling Bee, Video Announcements, Outdoor Education, Field Day

### School Awards

### Career Development Courses and Programs

### Athletics

### School Personnel Resources

Curriculum Specialist English as a Second Language Teacher Librarian/Media Specialist Paraprofessional ELA and Math Interventionists School Nurse School Psychologist School Social Worker Special Education Teacher Technologist Specialist Speech Language Pathologist non-teaching

### Facilities

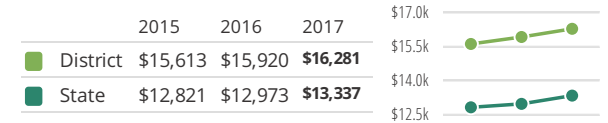
21st Century Learning Center or Learning Center Makers Space Auditorium Playground Basketball Court Climbing Wall Art Room Kiln 3D Printer Green Screen Studio

## District Finance

**Instructional Spending per Pupil** includes only the activities directly dealing with the teaching of students or the interaction between teachers and students.



**Operational Spending per Pupil** includes all costs for overall operations in this school's district, including Instructional Spending, but excluding summer school, adult education, capital expenditures, and long-term debt payments.



## Educator Measures

This school has had **2 principal(s)** over the past 6 years. In the last three years, an average of **92% of teachers** return to this school each year.

## FOR MORE INFORMATION

Visit [IllinoisReportCard.com](http://IllinoisReportCard.com) to see additional details about each item of information for this school. There you will find charts spanning multiple years, detailed explanations, resources, more of the school's programs and activities, and powerful tools that let you dig deeper into data.

Most of this data has been collected by ISBE from school districts through data systems. Some information, such as the School Highlights, is entered directly by principals and can be updated throughout the year.