



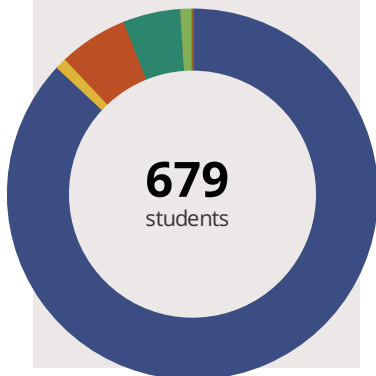
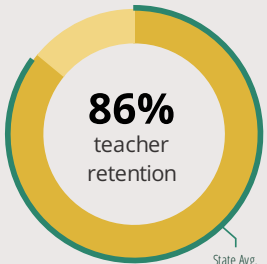
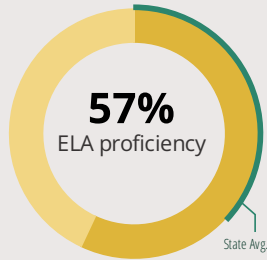
Theodore Roosevelt Elem School

1001 S Fairview Ave Park Ridge, IL 60068 (847) 318-4235

Grades: K - 5
District: Park Ridge CCSD 64

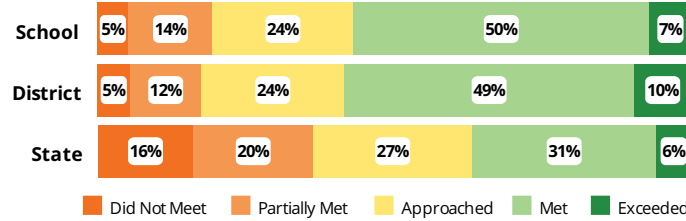
Principal: Dr. Kevin Dwyer
Superintendent: Dr. Laurie Heinz

FAST FACTS



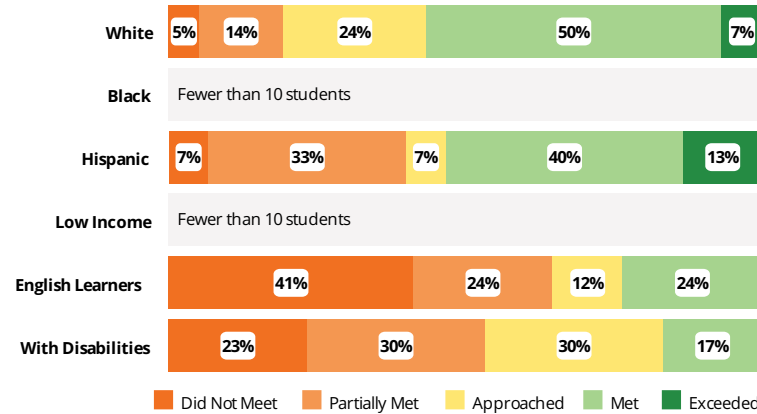
Academic Success

All Illinois students in grades 3-8 take the PARCC assessment each year. High school students take the SAT in Math and English Language Arts.



Success by Student Group

This display shows PARCC ELA performance levels for each student group. No data is shown for groups with fewer than 10 students.



Student Characteristics

White	87%	Low Income	1%
Black	1%	English Learners	6%
Hispanic	6%	With Disabilities	11%
Asian	5%	Homeless	0%
American Indian	0%		
Two or More Races	1%		
Pacific Islander	0%		

School Environment



The **5Essentials Survey** allows students in grades 6-12 and all teachers to share their perspectives on essential conditions for learning. The anonymous survey consists of 5 components.

- Most implementation
- More implementation
- Average implementation
- Less implementation
- Least implementation
- Not Applicable/Low Response

Response Rates

Students	-
Teachers	-

Effective Leaders

Do principals and teachers implement a shared vision for success?

Collaborative Teachers

Do teachers collaborate to promote professional growth?

Ambitious Instruction

Are the classes challenging and engaging?

Supportive Environment

Is the school safe, demanding, and supportive?

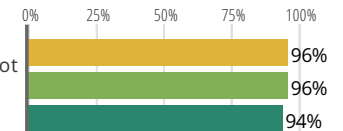
Involved Families

Does the entire staff build strong external relationships?

Student Attendance and Mobility

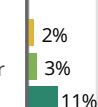
Attendance Rate

Rate at which students are present at school, not including excused or unexcused absences



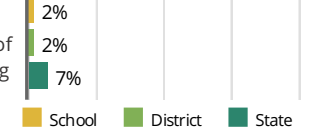
Chronic Truancy Rate

Percentage of students who have been absent without valid reasons for 5% or more of regular school days



Student Mobility

Percentage of students who transfer in or out of the school during the school year, not including graduates





Theodore Roosevelt Elem School

School Highlights

Academic Courses

Band, Orchestra, Art, Music, Physical Education, Spanish Conversation and Culture, Gifted and Talented Programs, Summer School, English Language Learner Support, Second Step, Literacy Support, 1:1 technology integration (3rd thru 5th)

Physical Education, Health and Wellness

Red Ribbon Week, Health & Nutrition Week, Neat to Use Your Feet Week, Screen-Free Week, Health & Wellness Education

Other Programs and Activities

Family Nights, Tutoring Program, Parent Teacher Organization, Senior Volunteer Program, Variety Show, Chorus, Science Olympiad, Battle of the Books, Young Authors, Field Day, District Spelling Bee, Outdoor Education, Track-a-thon, Student Patrol, Before and After School Care

School Awards

2012 Illinois Academic Excellence Award

Career Development Courses and Programs

Athletics

School Personnel Resources

Curriculum Specialist English as a Second Language Teacher Librarian/Media Specialist Paraprofessional ELA and Math Interventionists School Psychologist School Social Worker Special Education Teacher Speech Language Pathologist-non teaching

Facilities

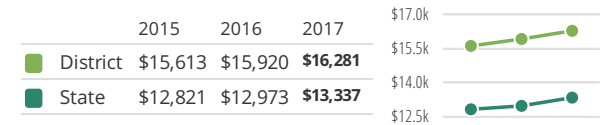
Roosevelt 1/5 mile paved track, Collaboration Station, Green Screen Broadcasting Space, Two gyms, Gaga Pit, Auditorium and stage, Two Updated Playgrounds, 3D Printer

District Finance

Instructional Spending per Pupil includes only the activities directly dealing with the teaching of students or the interaction between teachers and students.



Operational Spending per Pupil includes all costs for overall operations in this school's district, including Instructional Spending, but excluding summer school, adult education, capital expenditures, and long-term debt payments.



Educator Measures

This school has had **1 principal(s)** over the past 6 years. In the last three years, an average of **86% of teachers** return to this school each year.

FOR MORE INFORMATION

Visit IllinoisReportCard.com to see additional details about each item of information for this school. There you will find charts spanning multiple years, detailed explanations, resources, more of the school's programs and activities, and powerful tools that let you dig deeper into data.

Most of this data has been collected by ISBE from school districts through data systems. Some information, such as the School Highlights, is entered directly by principals and can be updated throughout the year.