



# GEORGE WASHINGTON ELEM SCHOOL

1500 STEWART AVE PARK RIDGE, IL 60068 3867 (847) 318-4360

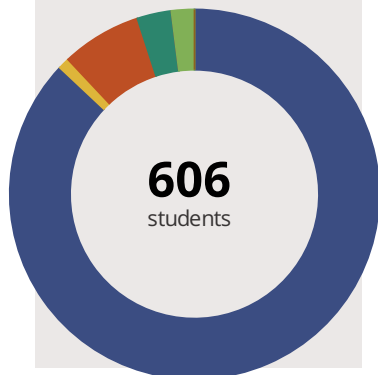
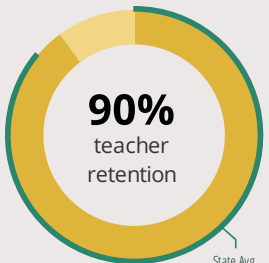
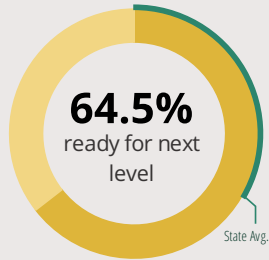
Grades: K-5

District: PARK RIDGE CCSD 64

Principal: Mrs. Stephanie Daly

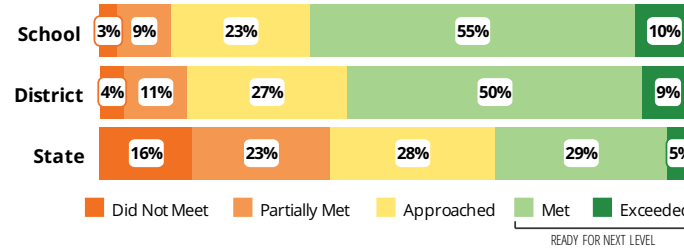
Superintendent: Dr. Laurie Heinz

## FAST FACTS



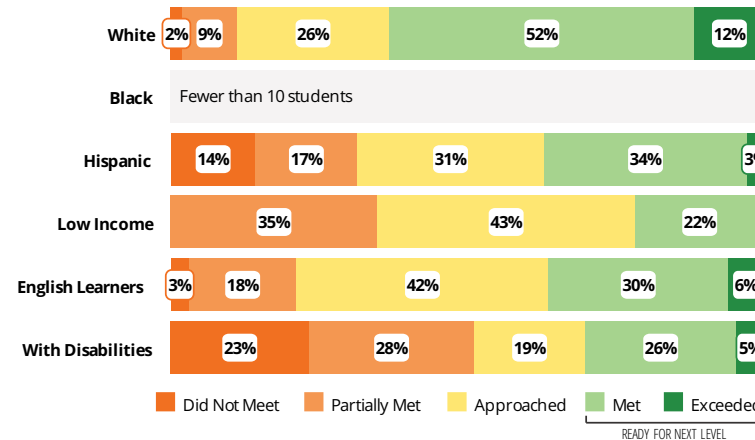
## Academic Success

All Illinois students in grades 3-8 take the PARCC assessment each year. High school students take the PARCC in specific Math or English Language Arts (ELA) courses.



## Success by Student Group

This display shows PARCC performance levels for each student group. No data is shown for groups with fewer than 10 students.



## Student Characteristics

White	87%	Low Income	4%
Black	1%	English Learners	8%
Hispanic	7%	With Disabilities	11%
Asian	3%	Homeless	0%
American Indian	0%		
Two or More Races	2%		
Pacific Islander	0%		

## School Environment



The **5Essentials Survey** allows students in grades 6-12 and all teachers to share their perspectives on essential conditions for learning. The anonymous survey consists of 5 components.

- Most implementation
- More implementation
- Average implementation
- Less implementation
- Least implementation
- Not Applicable/Low Response

### Response Rates

Students	-
Teachers	-

### Effective Leaders

Do principals and teachers implement a shared vision for success?

### Collaborative Teachers

Do teachers collaborate to promote professional growth?

### Ambitious Instruction

Are the classes challenging and engaging?

### Supportive Environment

Is the school safe, demanding, and supportive?

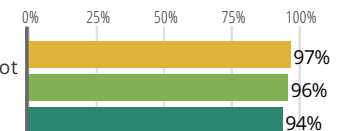
### Involved Families

Does the entire staff build strong external relationships?

## Student Attendance and Mobility

### Attendance Rate

Rate at which students are present at school, not including excused or unexcused absences



### Chronic Truancy Rate

Percentage of students who have been absent without valid reasons for 5% or more of regular school days



### Student Mobility

Percentage of students who transfer in or out of the school during the school year, not including graduates





# GEORGE WASHINGTON ELEM SCHOOL

## School Highlights

### Academic Courses

Band, Orchestra, Art, Music, Spanish Conversation and Culture, Gifted and Talented Programs, Summer School, English Language Learner Support, Civil Behavior, Literacy Support, 1:1 Technology Integration 3rd-5th.

### Physical Education, Heath and Wellness

Girls on the Run, Red Ribbon Week, Health & Nutrition Week, Neat to Use Your Feet Week, Screen-Free Week, Go Green Week, Health & Wellness Education

### Other Programs and Activities

Family Nights, Parent Teacher Organziation, Senior Volunteers, V-Show, Drum Club, Chorus, Chess Club, Science Olympiad, Student Council, Tech Club, Spanish Club, Junior Great Books, Circle of Friends, Green Team, Peaceful Playground, Student Patrol, Battle of the Books, Spelling Bee, Outdoor Education

### School Awards

## Career Development Courses and Programs

## Athletics

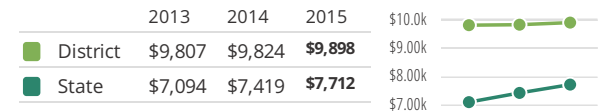
## School Personnel Resources

Curriculum Specialist, English as a Second Language Teacher, Librarian/Media Specialist, Paraprofessional, Reading Teacher, School Psychologist, School Social Worker, Special Education Teacher, Speech Language Pathology Teacher, Technology Specialist

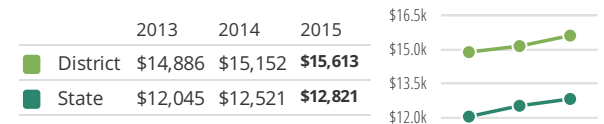
## Facilities

## District Finance

**Instructional Spending per Pupil** includes only the activities directly dealing with the teaching of students or the interaction between teachers and students.



**Operational Spending per Pupil** includes all costs for overall operations in this school's district, including Instructional Spending, but excluding summer school, adult education, capital expenditures, and long-term debt payments.



## Educator Measures

This school has had **3 principal(s)** over the past 6 years. In the last three years, an average of **90% of teachers** return to this school each year.

## FOR MORE INFORMATION

Visit [IllinoisReportCard.com](http://IllinoisReportCard.com) to see additional details about each item of information for this school. There you will find charts spanning multiple years, detailed explanations, resources, more of the school's programs and activities, and powerful tools that let you dig deeper into data.

Most of this data has been collected by ISBE from school districts through data systems. Some information, such as the School Highlights, is entered directly by principals and can be updated throughout the year.