



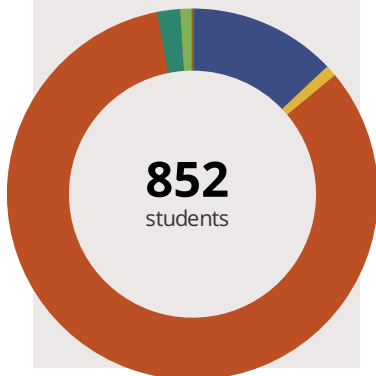
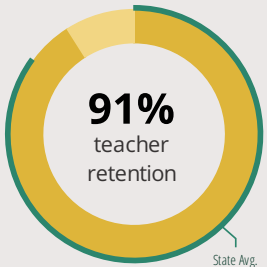
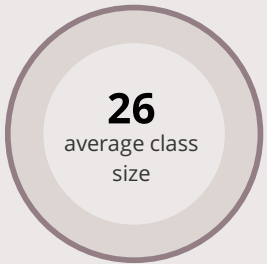
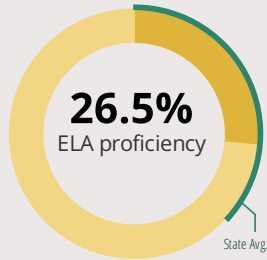
# Mannheim Middle School

2600 Hyde Park Ave Melrose Park, IL 60164 (847) 455-5020

Grades: 6 - 8  
District: Mannheim SD 83

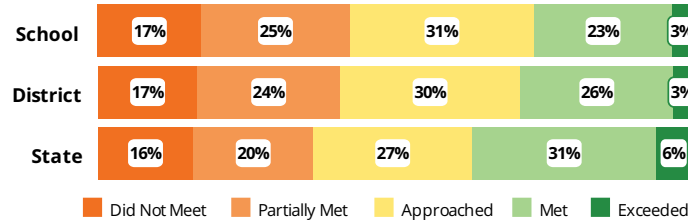
Principal: Mr. Timothy Daley  
Superintendent: Kim Petrasek

## FAST FACTS



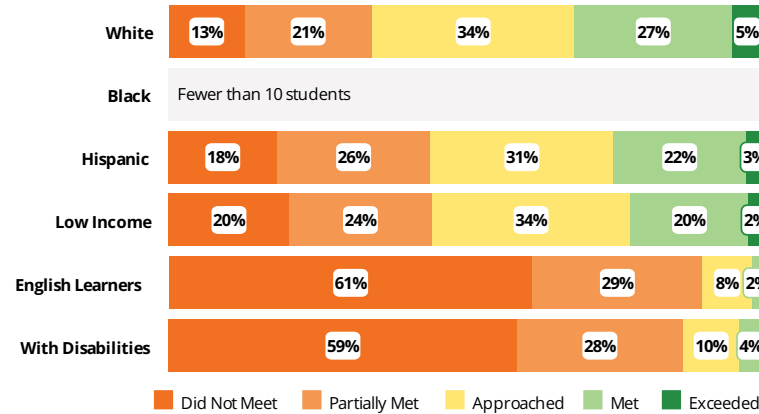
## Academic Success

All Illinois students in grades 3-8 take the PARCC assessment each year. High school students take the SAT in Math and English Language Arts.



## Success by Student Group

This display shows PARCC ELA performance levels for each student group. No data is shown for groups with fewer than 10 students.



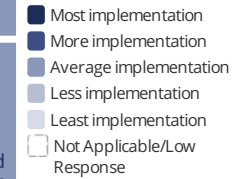
## Student Characteristics

White	13%	Low Income	53%
Black	1%	English Learners	13%
Hispanic	83%	With Disabilities	13%
Asian	2%	Homeless	1%
American Indian	0%		
Two or More Races	1%		
Pacific Islander	0%		

## School Environment



The **5Essentials Survey** allows students in grades 6-12 and all teachers to share their perspectives on essential conditions for learning. The anonymous survey consists of 5 components.



### Response Rates

Students	95%
Teachers	97%

### Average Effective Leaders

Do principals and teachers implement a shared vision for success?

### Average Collaborative Teachers

Do teachers collaborate to promote professional growth?

### More Ambitious Instruction

Are the classes challenging and engaging?

### Average Supportive Environment

Is the school safe, demanding, and supportive?

### Average Involved Families

Does the entire staff build strong external relationships?

## Student Attendance and Mobility

### Attendance Rate

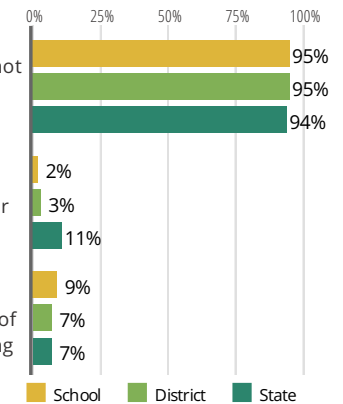
Rate at which students are present at school, not including excused or unexcused absences

### Chronic Truancy Rate

Percentage of students who have been absent without valid reasons for 5% or more of regular school days

### Student Mobility

Percentage of students who transfer in or out of the school during the school year, not including graduates





# Mannheim Middle School

## School Highlights

### Academic Courses

The academic courses at Mannheim Middle School include experiences in Language Arts, Math, Science, Social Studies, and a full Exploratory and Physical Education curriculum. Rigor is high at all three grade levels, but the content of the academic areas shifts through a student's career to support a balanced exposure to content.

### Physical Education, Health and Wellness

Conditioning, Health, Health Education Courses, National School Breakfast and Lunch Program, Nutrition, Presidential Fitness Activities, Swimming, Team Building, Team Sports, Weight Lifting/Toning

### Other Programs and Activities

An extensive menu of after school clubs and organizations are available to students at Mannheim Middle School. From recreational activities to more formal academic and service options, Mannheim offers a multitude of options for students to remain active after school. Transportation with 2 separate bus runs gets students home safely and convenient

### School Awards

Specific activities to recognize student and staff service and achievement are present throughout the year at Mannheim Middle School. We want to recognize students and honor their work and the same applies to teachers and staff. The goal is to use recognition as a way to pull our school community together in a respectful and professional manner.

### Career Development Courses and Programs

Our Exploratory programming is designed to give students exposure to a variety of career opportunities that may or may not require traditional college preparation. We also conduct a Career Day each year that brings in community members and alumni to discuss potential career options for students. Connections are also commonly made in the other are

### Athletics

Boys and Girls Soccer Boys and Girls Softball Boys and Girls Basketball Boys and Girls Volleyball Boys and Girls Cross Country Boys and Girls Swimming Boys and Girls Cheerleading

### School Personnel Resources

Our professional staff is highly trained in their individual content and specialty areas of teaching. With full bilingual and special education services along with a general education teaching staff, educators are versed in instructional methodology that reflects current research for best practice. A full compliment of support services from Respo

### Facilities

Our facilities stand out and can be compared to the best in the State of Illinois. Superior technology access for students and staff ranging from 1 to 1 student and staff laptops, SmartBoards, and internet access in the entire building to a fieldhouse, swimming pool, and full service auditorium with professional light and sound resources highlight

## District Finance

**Instructional Spending per Pupil** includes only the activities directly dealing with the teaching of students or the interaction between teachers and students.



**Operational Spending per Pupil** includes all costs for overall operations in this school's district, including Instructional Spending, but excluding summer school, adult education, capital expenditures, and long-term debt payments.



## Educator Measures

This school has had **1 principal(s)** over the past 6 years. In the last three years, an average of **91% of teachers** return to this school each year.

## FOR MORE INFORMATION

Visit [IllinoisReportCard.com](http://IllinoisReportCard.com) to see additional details about each item of information for this school. There you will find charts spanning multiple years, detailed explanations, resources, more of the school's programs and activities, and powerful tools that let you dig deeper into data.

Most of this data has been collected by ISBE from school districts through data systems. Some information, such as the School Highlights, is entered directly by principals and can be updated throughout the year.