



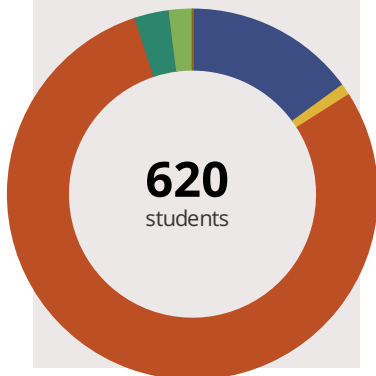
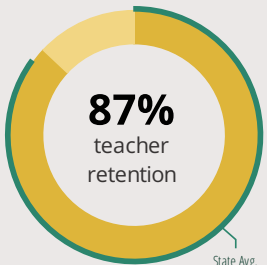
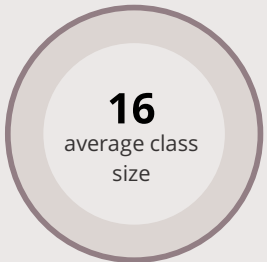
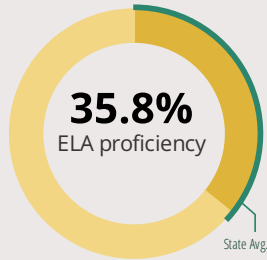
# Roy Elem School

533 N Roy Ave Northlake, IL 60164 (847) 451-2700

Grades: K - 5  
District: Mannheim SD 83

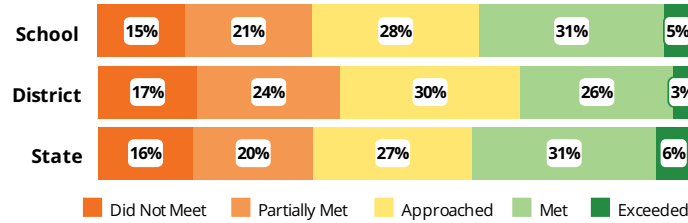
Principal: Mr. Joseph Stanislao  
Superintendent: Kim Petrasek

## FAST FACTS



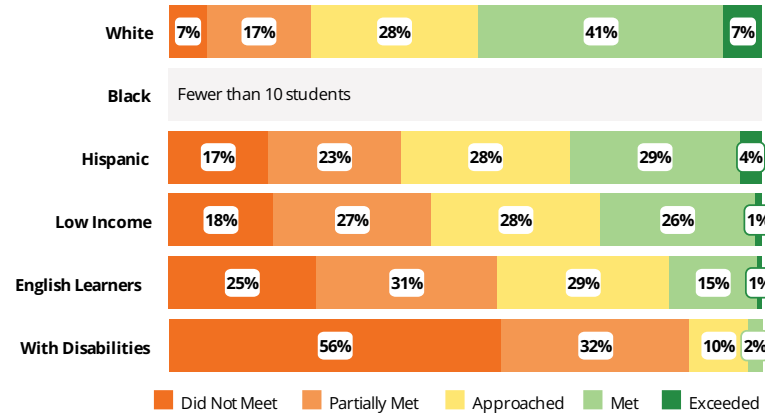
## Academic Success

All Illinois students in grades 3-8 take the PARCC assessment each year. High school students take the SAT in Math and English Language Arts.



## Success by Student Group

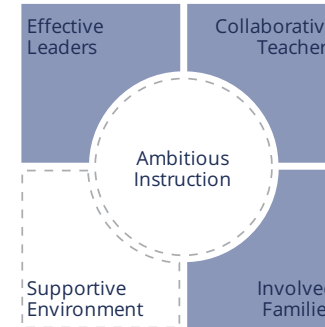
This display shows PARCC ELA performance levels for each student group. No data is shown for groups with fewer than 10 students.



## Student Characteristics

White	15%	Low Income	49%
Black	1%	English Learners	38%
Hispanic	79%	With Disabilities	12%
Asian	3%	Homeless	0%
American Indian	0%		
Two or More Races	2%		
Pacific Islander	0%		

## School Environment



The **5Essentials Survey** allows students in grades 6-12 and all teachers to share their perspectives on essential conditions for learning. The anonymous survey consists of 5 components.

- Most implementation
- More implementation
- Average implementation
- Less implementation
- Least implementation
- Not Applicable/Low Response

### Response Rates

Students	-
Teachers	100%

### Average Effective Leaders

Do principals and teachers implement a shared vision for success?

### Average Collaborative Teachers

Do teachers collaborate to promote professional growth?

### Ambitious Instruction

Are the classes challenging and engaging?

### Supportive Environment

Is the school safe, demanding, and supportive?

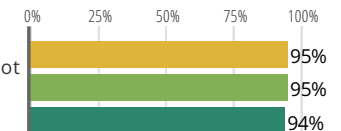
### Average Involved Families

Does the entire staff build strong external relationships?

## Student Attendance and Mobility

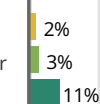
### Attendance Rate

Rate at which students are present at school, not including excused or unexcused absences



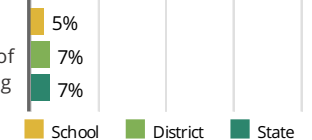
### Chronic Truancy Rate

Percentage of students who have been absent without valid reasons for 5% or more of regular school days



### Student Mobility

Percentage of students who transfer in or out of the school during the school year, not including graduates





# Roy Elem School

## School Highlights

### Academic Courses

Art History, Band, Bilingual Programs/Courses, Bilingual Support, Choir, English Language Art, Jump Start - Summer School, Math, Music Theory, Orchestra, Reading, Science, Second Step -Social Emotional Curriculum, Social Studies, Supplemental Educational Services (SES) Tutoring, Title 1 Programs

### Physical Education, Health and Wellness

General Elementary Curriculum, Health Education Courses, National School Breakfast and Lunch Program, Nutrition

### Other Programs and Activities

Art Club, Homework Club, Sign Language Club, Speech and Language Club, Speech and Language Club, Student Council, Student Council/Government

### School Awards

Academic Achievement Awards, Athletic Team Awards, Attendance Award, CARE Student of the Month, Honor Roll, K-Kids Service Club, Presidential Award, Retirement Recognition, Service Recognition

### Career Development Courses and Programs

### Athletics

Boy's Basketball, Boy's Swimming & Diving, Boy's Volleyball, Girl's Basketball, Girl's Swimming & Diving, Girl's Volleyball, Intramural Sports

### School Personnel Resources

Bilingual Education Teacher, English as a Second Language Teacher, Librarian/Media Specialist, Reading Teacher, School Social Worker, Special Education Teacher, Speech Language Pathologist-non teaching

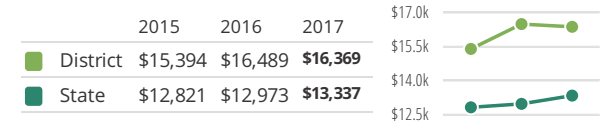
### Facilities

## District Finance

**Instructional Spending per Pupil** includes only the activities directly dealing with the teaching of students or the interaction between teachers and students.



**Operational Spending per Pupil** includes all costs for overall operations in this school's district, including Instructional Spending, but excluding summer school, adult education, capital expenditures, and long-term debt payments.



## Educator Measures

This school has had **1 principal(s)** over the past 6 years. In the last three years, an average of **87% of teachers** return to this school each year.

## FOR MORE INFORMATION

Visit [IllinoisReportCard.com](http://IllinoisReportCard.com) to see additional details about each item of information for this school. There you will find charts spanning multiple years, detailed explanations, resources, more of the school's programs and activities, and powerful tools that let you dig deeper into data.

Most of this data has been collected by ISBE from school districts through data systems. Some information, such as the School Highlights, is entered directly by principals and can be updated throughout the year.