



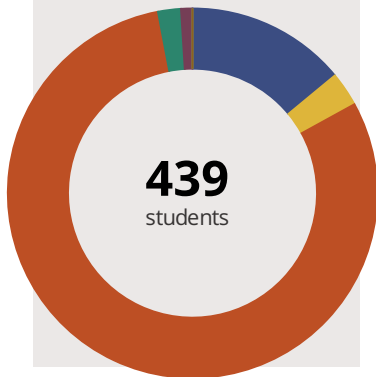
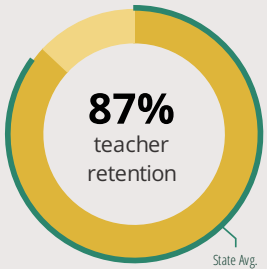
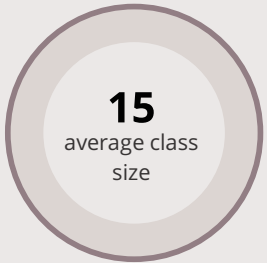
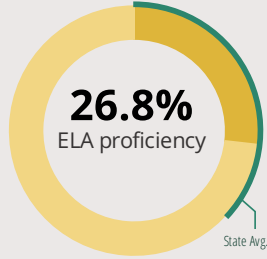
Scott Elementary School

2250 Scott St Melrose Park, IL 60164 (847) 455-4818

Grades: K - 5
District: Mannheim SD 83

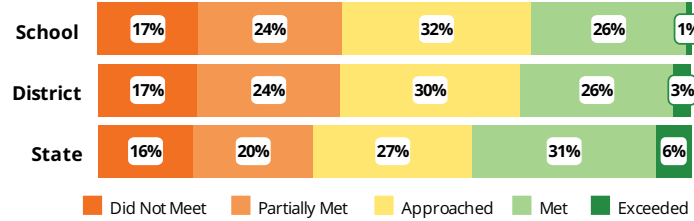
Principal: Mr. Michael Courington
Superintendent: Kim Petrasek

FAST FACTS



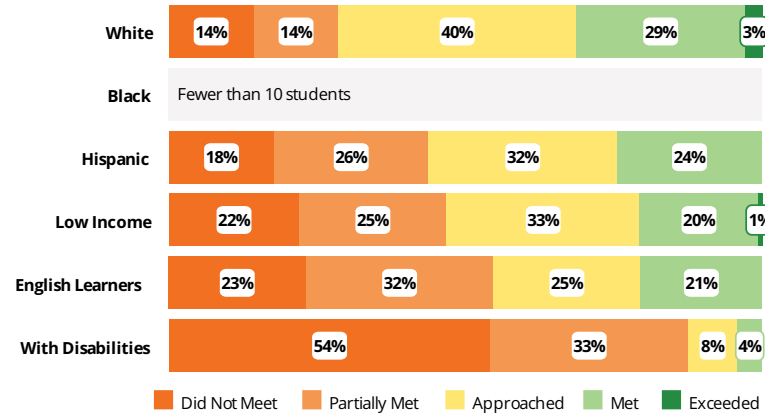
Academic Success

All Illinois students in grades 3-8 take the PARCC assessment each year. High school students take the SAT in Math and English Language Arts.



Success by Student Group

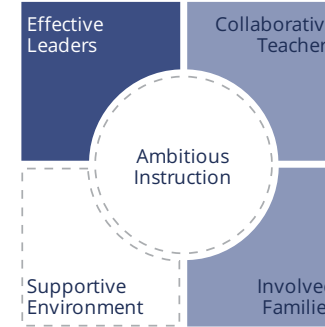
This display shows PARCC ELA performance levels for each student group. No data is shown for groups with fewer than 10 students.



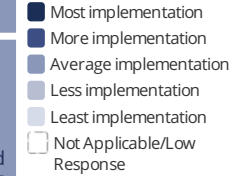
Student Characteristics

White	14%	Low Income	60%
Black	3%	English Learners	56%
Hispanic	80%	With Disabilities	13%
Asian	2%	Homeless	2%
American Indian	1%		
Two or More Races	0%		
Pacific Islander	0%		

School Environment



The **5Essentials Survey** allows students in grades 6-12 and all teachers to share their perspectives on essential conditions for learning. The anonymous survey consists of 5 components.



Response Rates	
Students	-
Teachers	100%

More Effective Leaders

Do principals and teachers implement a shared vision for success?

Average Collaborative Teachers

Do teachers collaborate to promote professional growth?

- Ambitious Instruction

Are the classes challenging and engaging?

- Supportive Environment

Is the school safe, demanding, and supportive?

Average Involved Families

Does the entire staff build strong external relationships?

Student Attendance and Mobility

Attendance Rate

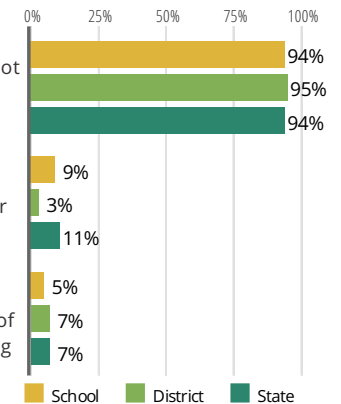
Rate at which students are present at school, not including excused or unexcused absences

Chronic Truancy Rate

Percentage of students who have been absent without valid reasons for 5% or more of regular school days

Student Mobility

Percentage of students who transfer in or out of the school during the school year, not including graduates





Scott Elementary School

School Highlights

Academic Courses

Art History, Band, Bilingual Programs/Courses, Bilingual Support, Choir, Language Arts, Math, Music Theory, Orchestra, Reading, Science, Second Step - Social Emotional Curriculum, Social Studies, Title 1 Programs

Physical Education, Health and Wellness

General Physical Education, Health Education Courses, National School Breakfast and Lunch Program, Nutrition

Other Programs and Activities

Art Club, Family Nights, Homework Assistance Center, Homework Club, Math Club, Newspaper, Parent Associations, Reading Clubs, Tutoring Program

School Awards

K-KIDS, Retirement Recognition, Service Recognition Awards, Student Citizenship Program

Career Development Courses and Programs

Athletics

Boy's Basketball, Boy's Swimming & Diving, Boy's Volleyball, Girl's Basketball, Girl's Swimming & Diving, Girl's Volleyball, Intramural Sports

School Personnel Resources

Bilingual Education Teacher, English as a Second Language Teacher, Librarian/Media Specialist, Reading Teacher, School Social Worker, Special Education Teacher, Speech Language Pathologist-non teaching

Facilities

District Finance

Instructional Spending per Pupil includes only the activities directly dealing with the teaching of students or the interaction between teachers and students.



Operational Spending per Pupil includes all costs for overall operations in this school's district, including Instructional Spending, but excluding summer school, adult education, capital expenditures, and long-term debt payments.



Educator Measures

This school has had **2 principal(s)** over the past 6 years. In the last three years, an average of **87% of teachers** return to this school each year.

FOR MORE INFORMATION

Visit IllinoisReportCard.com to see additional details about each item of information for this school. There you will find charts spanning multiple years, detailed explanations, resources, more of the school's programs and activities, and powerful tools that let you dig deeper into data.

Most of this data has been collected by ISBE from school districts through data systems. Some information, such as the School Highlights, is entered directly by principals and can be updated throughout the year.