



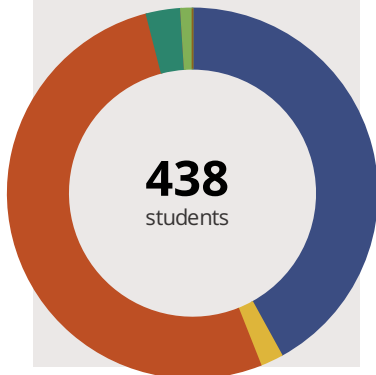
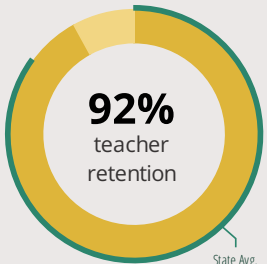
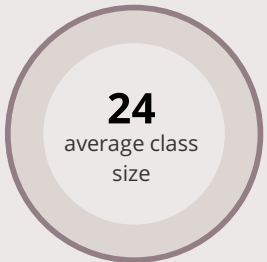
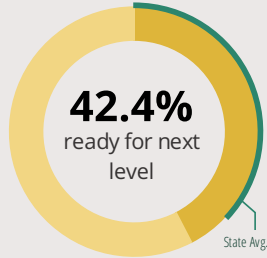
Elm Middle School

7607 W Cortland St Elmwood Park, IL 60707 (708) 452-3550

Grades: 7 - 8
District: Elmwood Park CUSD 401

Principal: Ms.Rebecca Siegel
Superintendent: Dr.Nicolas Wade

FAST FACTS



Academic Success

Middle All Illinois students in grades 3-8 take the PARCC assessment each year. High school students take the SAT in Math and English Language Arts.

School	Fewer than 10 students
District	Fewer than 10 students
State	Fewer than 10 students

■ Did Not Meet
 ■ Partially Met
 ■ Approached
 ■ Met
 ■ Exceeded

Success by Student Group

This display shows PARCC performance levels for each student group. No data is shown for groups with fewer than 10 students.

White	Fewer than 10 students
Black	Fewer than 10 students
Hispanic	Fewer than 10 students
Low Income	Fewer than 10 students
English Learners	Fewer than 10 students
With Disabilities	Fewer than 10 students

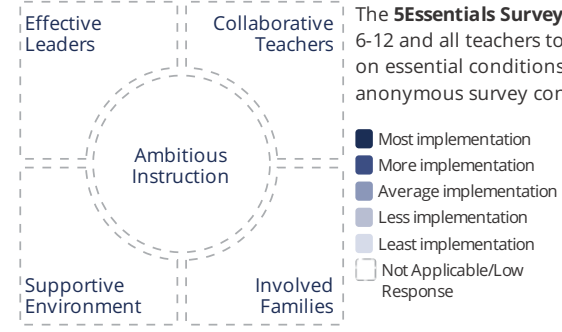
■ Did Not Meet
 ■ Partially Met
 ■ Approached
 ■ Met
 ■ Exceeded

Student Characteristics

■ White	42%	■ Low Income	45%
■ Black	2%	■ English Learners	8%
■ Hispanic	52%	■ With Disabilities	9%
■ Asian	3%	■ Homeless	0%
■ American Indian	0%		
■ Two or More Races	1%		
■ Pacific Islander	0%		

School Environment

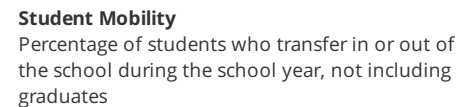
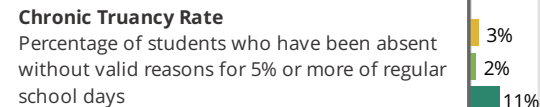
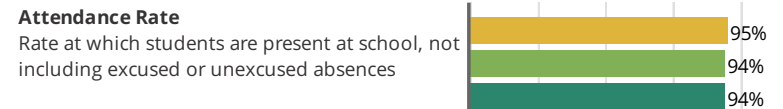
The **5Essentials Survey** allows students in grades 6-12 and all teachers to share their perspectives on essential conditions for learning. The anonymous survey consists of 5 components.



Response Rates	
Students	-
Teachers	-

- Effective Leaders**
Do principals and teachers implement a shared vision for success?
- Collaborative Teachers**
Do teachers collaborate to promote professional growth?
- Ambitious Instruction**
Are the classes challenging and engaging?
- Supportive Environment**
Is the school safe, demanding, and supportive?
- Involved Families**
Does the entire staff build strong external relationships?

Student Attendance and Mobility





Elm Middle School

School Highlights

Academic Courses

Band, Choir, Gifted and Talented Programs, Summer School

Career Development Courses and Programs

Physical Education, Health and Wellness

Health Education Courses

Athletics

Boy's Basketball, Boy's Soccer, Boy's softball, Boy's Volleyball, Girl's Basketball, Girl's Soccer, Girl's Softball, Girl's Volleyball

Other Programs and Activities

Art Club, Career Education Events, Crypto Club, Homework Club, Math Club, National Honor Society, Parent Associations, Photography Club, Robotics, Science Club, Student Council/Government, Yearbook Club

School Personnel Resources

English as a Second Language Teacher, Paraprofessional, School Nurse, School Social Worker, Special Education Teacher

School Awards

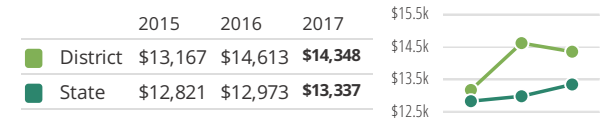
Facilities

District Finance

Instructional Spending per Pupil includes only the activities directly dealing with the teaching of students or the interaction between teachers and students.



Operational Spending per Pupil includes all costs for overall operations in this school's district, including Instructional Spending, but excluding summer school, adult education, capital expenditures, and long-term debt payments.



Educator Measures

This school has had **1 principal(s)** over the past 6 years. In the last three years, an average of **92% of teachers** return to this school each year.

FOR MORE INFORMATION

Visit IllinoisReportCard.com to see additional details about each item of information for this school. There you will find charts spanning multiple years, detailed explanations, resources, more of the school's programs and activities, and powerful tools that let you dig deeper into data.

Most of this data has been collected by ISBE from school districts through data systems. Some information, such as the School Highlights, is entered directly by principals and can be updated throughout the year.