



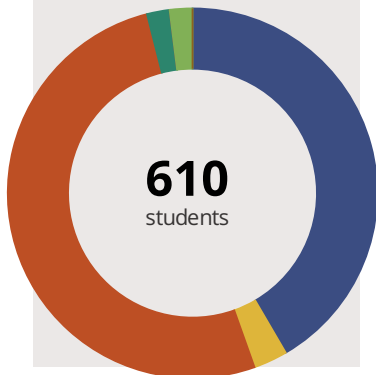
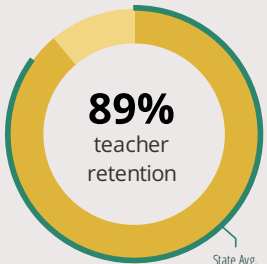
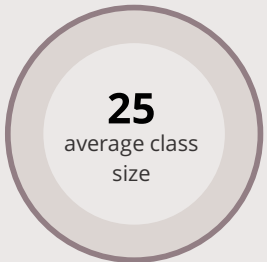
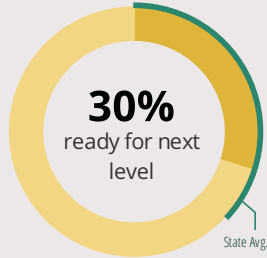
Elmwood Elem School

2319 N 76th Ave Elmwood Park, IL 60707 (708) 452-6254

Grades: 1 - 6
District: Elmwood Park CUSD 401

Principal: Mr. Matthew Lerner
Superintendent: Dr. Nicolas Wade

FAST FACTS



Academic Success

Elementary All Illinois students in grades 3-8 take the PARCC assessment each year. High school students take the SAT in Math and English Language Arts.

| | |
|-----------------|------------------------|
| School | Fewer than 10 students |
| District | Fewer than 10 students |
| State | Fewer than 10 students |

■ Did Not Meet
 ■ Partially Met
 ■ Approached
 ■ Met
 ■ Exceeded

Success by Student Group

This display shows PARCC performance levels for each student group. No data is shown for groups with fewer than 10 students.

| | |
|--------------------------|------------------------|
| White | Fewer than 10 students |
| Black | Fewer than 10 students |
| Hispanic | Fewer than 10 students |
| Low Income | Fewer than 10 students |
| English Learners | Fewer than 10 students |
| With Disabilities | Fewer than 10 students |

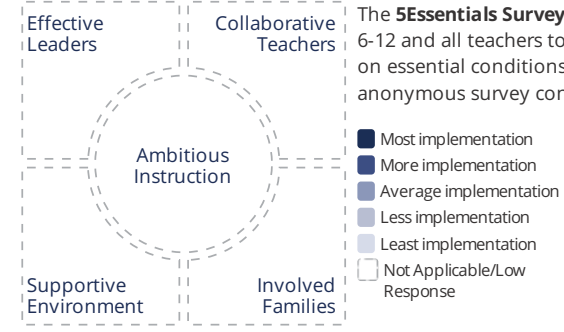
■ Did Not Meet
 ■ Partially Met
 ■ Approached
 ■ Met
 ■ Exceeded

Student Characteristics

| | | | |
|---|-----|--|-----|
| ■ White | 42% | ■ Low Income | 46% |
| ■ Black | 3% | ■ English Learners | 21% |
| ■ Hispanic | 52% | ■ With Disabilities | 16% |
| ■ Asian | 2% | ■ Homeless | 1% |
| ■ American Indian | 0% | | |
| ■ Two or More Races | 2% | | |
| ■ Pacific Islander | 0% | | |

School Environment

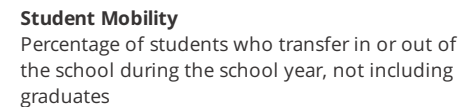
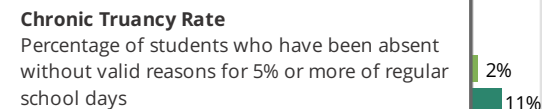
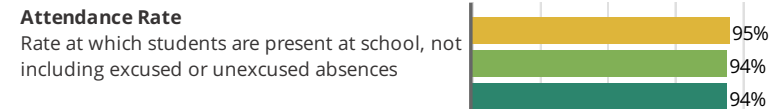
The **5Essentials Survey** allows students in grades 6-12 and all teachers to share their perspectives on essential conditions for learning. The anonymous survey consists of 5 components.



| | |
|-----------------------|---|
| Response Rates | |
| Students | - |
| Teachers | - |

- Effective Leaders**
Do principals and teachers implement a shared vision for success?
- Collaborative Teachers**
Do teachers collaborate to promote professional growth?
- Ambitious Instruction**
Are the classes challenging and engaging?
- Supportive Environment**
Is the school safe, demanding, and supportive?
- Involved Families**
Does the entire staff build strong external relationships?

Student Attendance and Mobility





Elmwood Elem School

School Highlights

Academic Courses

All 1st-6th grade classes use a common reading curriculum (Ready Gen) and a common math curriculum (Go Math!). This curriculum's follow the common core standards and present a rigorous curriculum for all students to be reach their potential.

Physical Education, Heath and Wellness

Other Programs and Activities

After School Care, Art Club, Before School Care, Chess Club, Choir, DARE program, Environmental Club, Family Nights, Homework Club, Math Club, Multicultural Club, Newspaper, Parent Associations, Reading Clubs, Student Council/Government, Technology Club, Yearbook Club

School Awards

Career Development Courses and Programs

Athletics

Fitness Club, Intramural Sports

School Personnel Resources

Bilingual Education Teacher, English as a Second Language Teacher, Paraprofessional, Reading Specialist, School Social Worker, Special Education Teacher, Speech Language Pathology Teacher

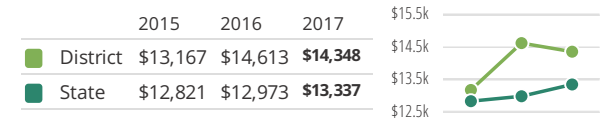
Facilities

District Finance

Instructional Spending per Pupil includes only the activities directly dealing with the teaching of students or the interaction between teachers and students.



Operational Spending per Pupil includes all costs for overall operations in this school's district, including Instructional Spending, but excluding summer school, adult education, capital expenditures, and long-term debt payments.



Educator Measures

This school has had **2 principal(s)** over the past 6 years. In the last three years, an average of **89% of teachers** return to this school each year.

FOR MORE INFORMATION

Visit IllinoisReportCard.com to see additional details about each item of information for this school. There you will find charts spanning multiple years, detailed explanations, resources, more of the school's programs and activities, and powerful tools that let you dig deeper into data.

Most of this data has been collected by ISBE from school districts through data systems. Some information, such as the School Highlights, is entered directly by principals and can be updated throughout the year.