



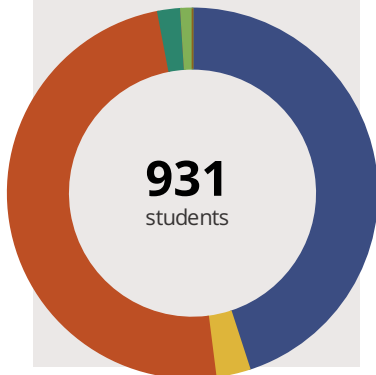
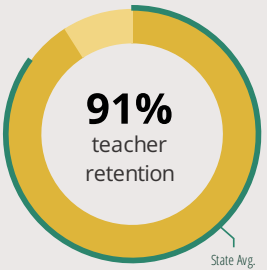
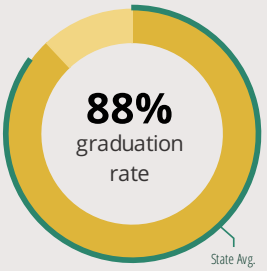
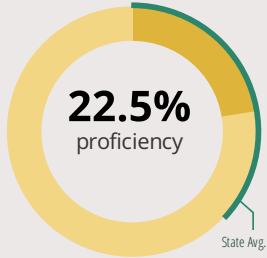
# Elmwood Park High School

8201 W Fullerton Ave Elmwood Park, IL 60707 (708) 452-7272

Grades: 9 - 12  
District: Elmwood Park CUSD 401

Principal: Mr. Douglas Wildes  
Superintendent: Dr. Nicolas Wade

## FAST FACTS



## Academic Success

High school students take the SAT in Math and English Language Arts. The display shows SAT results in four performance levels.

<b>School</b>	Fewer than 10 students
<b>District</b>	Fewer than 10 students
<b>State</b>	Fewer than 10 students

■ Partially Meets  
 ■ Approaching  
 ■ Meets  
 ■ Exceeds

## Success by Student Group

This display shows SAT performance levels for each student group. No data is shown for groups with fewer than 10 students.

<b>White</b>	Fewer than 10 students
<b>Black</b>	Fewer than 10 students
<b>Hispanic</b>	Fewer than 10 students
<b>Low Income</b>	Fewer than 10 students
<b>English Learners</b>	Fewer than 10 students
<b>With Disabilities</b>	Fewer than 10 students

■ Partially Meets  
 ■ Approaching  
 ■ Meets  
 ■ Exceeds

## Student Characteristics

<span style="color: blue;">■</span> White	45%	<span style="color: lightgrey;">■</span> Low Income	43%
<span style="color: yellow;">■</span> Black	3%	<span style="color: lightgrey;">■</span> English Learners	7%
<span style="color: orange;">■</span> Hispanic	49%	<span style="color: lightgrey;">■</span> With Disabilities	13%
<span style="color: green;">■</span> Asian	2%	<span style="color: lightgrey;">■</span> Homeless	0%
<span style="color: purple;">■</span> American Indian	0%		
<span style="color: lightgreen;">■</span> Two or More Races	1%		
<span style="color: brown;">■</span> Pacific Islander	0%		

## School Environment



The **5Essentials Survey** allows students in grades 6-12 and all teachers to share their perspectives on essential conditions for learning. The anonymous survey consists of 5 components.

- Most implementation
- More implementation
- Average implementation
- Less implementation
- Least implementation
- Not Applicable/Low Response

### Response Rates

Students	-
Teachers	-

**Effective Leaders**

Do principals and teachers implement a shared vision for success?

**Collaborative Teachers**

Do teachers collaborate to promote professional growth?

**Ambitious Instruction**

Are the classes challenging and engaging?

**Supportive Environment**

Is the school safe, demanding, and supportive?

**Involved Families**

Does the entire staff build strong external relationships?

## College Readiness

### Ready for College Coursework

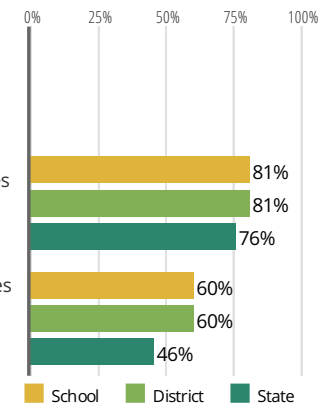
Students who meet or exceed ACT college readiness benchmarks

### Postsecondary Enrollment

Students who enroll at colleges and universities

### Postsecondary Remediation (lower is better)

Students enrolled in Illinois community colleges who require remedial coursework





# Elmwood Park High School

## School Highlights

### Academic Courses

2D design, 3D design, Accounting, ACT/SAT Prep Courses, Advanced Art Concepts, AP Calculus AB, AP English Language and Composition, AP English Literature and Composition, AP Human Geography, AP Physics B, AP Statistics, AP United States History, AP World History, Automotive Service, Band, Business Computer Application, Ceramics, Child Care, Child Development, Child Development and Parenting, Choir, Computer Animation, Computer Graphics, Computer Maintenance I, Contemporary Problems, Co-operat...

### Physical Education, Health and Wellness

Aerobics, Health Education Courses, Junior Leaders, Life Fitness, Senior Leaders

### Other Programs and Activities

Art Club, Auditorium Tech Crew, Career Education Events, Drama/Theatre, Ethnic Club, Family Nights, Language Clubs, Marching Band, Math Club, National Honor Society, Newspaper, Parent Associations, Science Club, Student Council/Government, Yearbook Club

### School Awards

Top 10% of schools by US News and World Reports

### Career Development Courses and Programs

Accounting II, Accounting I, Audio/Video Production I, Audio/Video Production II, Automotive Technician I, Automotive Technician II, Business and Technology Concepts, Business Law, Computer Concepts and Software Applications, Computer Operations and Programming I, Computer Operations and Programming II, Cooperative Education, Drafting, Entrepreneurship, Information Processing I, Information Processing II, Introduction to Technology and Engineering (Industrial), Keyboarding and Formatting, La...

### Athletics

Boy's Baseball, Boy's Basketball, Boy's Cross Country, Boy's Football, Boy's Golf, Boy's Soccer, Boy's Tennis, Boy's Track & Field, Boy's Wrestling, Girl's Basketball, Girl's Competitive Cheerleading, Girl's Cross Country, Girl's Golf, Girl's Soccer, Girl's Softball, Girl's Tennis, Girl's Track & Field, Girl's Volleyball, Snowball

### School Personnel Resources

English as a Second Language Teacher, Librarian/Media Specialist, Paraprofessional, School Guidance Counselor, School Social Worker, Special Education Teacher, Speech Language Pathologist-non teaching, Student Dean

### Facilities

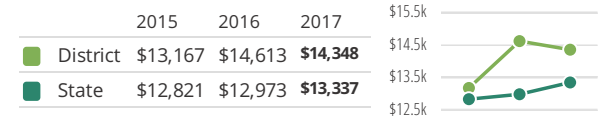
Most of this data has been collected by ISBE from school districts through data systems. Some information, such as the School Highlights, is entered directly by principals and can be updated throughout the year.

## District Finance

**Instructional Spending per Pupil** includes only the activities directly dealing with the teaching of students or the interaction between teachers and students.



**Operational Spending per Pupil** includes all costs for overall operations in this school's district, including Instructional Spending, but excluding summer school, adult education, capital expenditures, and long-term debt payments.



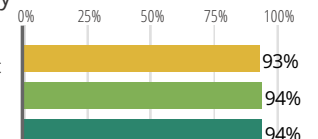
## Educator Measures

This school has had **2 principal(s)** over the past 6 years. In the last three years, an average of **91% of teachers** return to this school each year.

## Student Attendance and Mobility

### Attendance Rate

Rate at which students are present at school, not including excused or unexcused absences



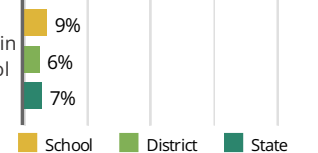
### Chronic Truancy Rate

Percentage of students who have been absent without valid reasons for 5% or more of regular school days



### Student Mobility

Percentage of students who transfer in or out of the school during the school year, not including graduates



## FOR MORE INFORMATION

Visit [IllinoisReportCard.com](http://IllinoisReportCard.com) to see additional details about each item of information for this school. There you will find charts spanning multiple years, detailed explanations, resources, more of the school's programs and activities, and powerful tools that let you dig deeper into data.