

# **EPCUSD 401**

# **State Report Card Update**

November 18, 2020



**ELMWOOD PARK**

**COMMUNITY UNIT SCHOOL DISTRICT**

# Summative Designations

- Due to the cancelation of assessments for the 2019-20 school year, Summative Designations will not be calculated for 2020.
- Summative Designations from School Year 2019 will be assigned for School Year 2020
  - Commendable School: Elmwood Elementary School
  - Commendable School: John Mills Elementary School
  - Commendable School: Elm Middle School
  - Commendable School: Elmwood Park High School

# Metrics Affected by COVID-19

- Data unavailable due to COVID-19
  - Assessments
    - Illinois Assessment of Readiness (IAR)
    - SAT
    - Dynamic Learning Maps Alternate Assessment (DLM-AA)
    - Illinois Science Assessment (ISA)
    - Growth Percentile for IAR
    - Assessment Participation Rate
    - Assessment Performance Scatterplots
    - Achievement Gap
    - Climate Survey

# Metrics Affected by COVID-19

- Possible data impact due to COVID-19
  - Calculated with concern due to COVID-19
    - Chronic Absenteeism
    - Chronic Truancy
    - Dropout Rate
    - Early College Coursework (Grades 9-12)
    - Freshman on Track
    - Graduation Rate (4, 5, 6 Year)
    - Number of School Days
    - Student Attendance
    - Student Mobility
    - Teacher Attendance
    - Teacher Evaluation

# Academic Progress - Early College Coursework

	Grade 9	Grade 10	Grade 11	Grade 12	Total
Total Students Taking Early College Courses	71	98	92	109	370
% Students Taking Early College Courses	26.4%	36.8%	42.4%	51.7%	38.4%
<b>Advanced Placement</b>					
Students Taking One or More AP Courses	71	97	81	83	
<b>International Baccalaureate</b>					
Students Taking One or More IB Courses	n/a	n/a	n/a	n/a	
<b>Dual Credit</b>					
Students Taking One or More DC Courses	n/a	n/a	15	43	



# Academic Progress - Advanced Placement

	Grade 9	Grade 10	Grade 11	Grade 12
<b>Advanced Placement College Credit</b>				
Students Taking One or More AP Exams	65	86	72	70
Students Earning College Credit For One or More AP Exams	26	43	45	54
Total AP Exams Taken	66	185	357	689
Total AP Exams Resulting in College Credit	27	73	201	321



# District Finances

- Elmwood Park CUSD #401 is \$13.4 million away from meeting the adequacy target of providing a “high quality education” per the Illinois State Board of Education.
- Percent of Adequacy = 66%
- Evidence-Based Funding, the district is assigned to Tier 1

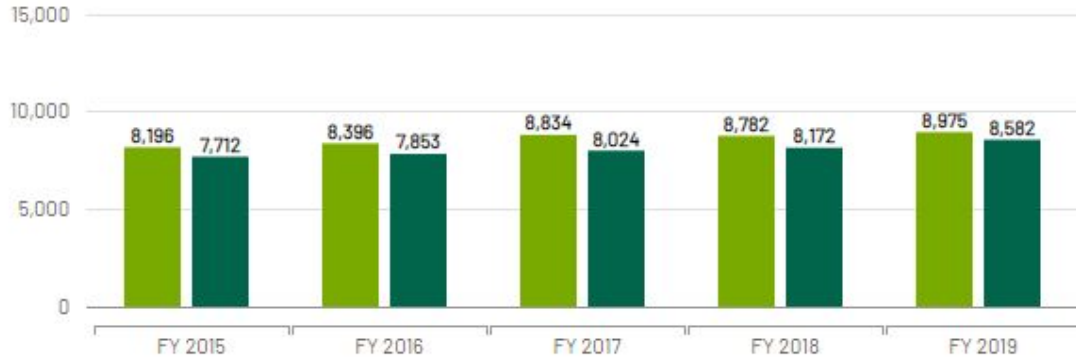


**ELMWOOD PARK**

**COMMUNITY UNIT SCHOOL DISTRICT**

District State

### Instructional Spending (\$)



### Operational Spending (\$)

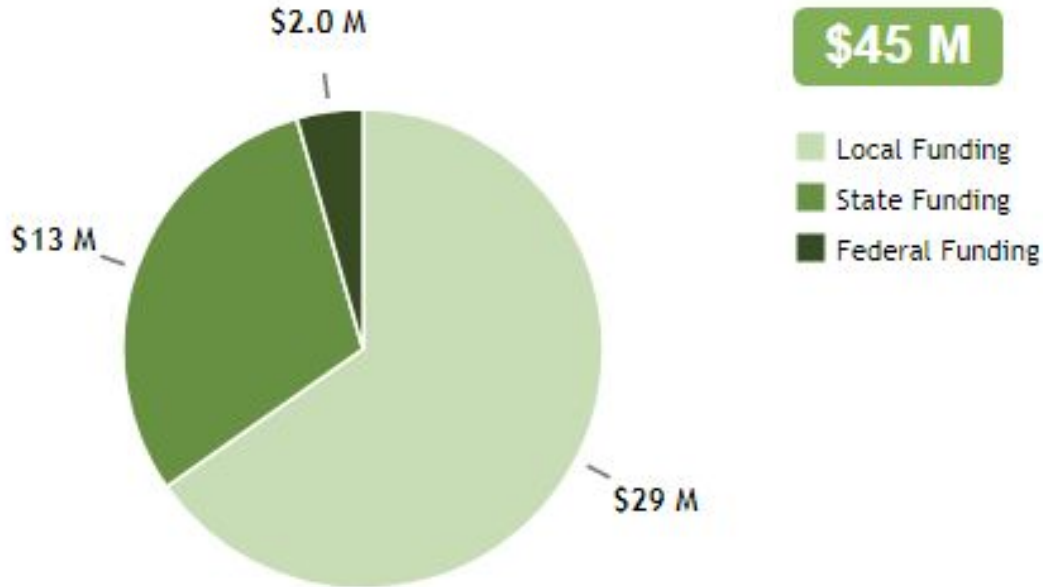


# District Finances - Per Student Spending



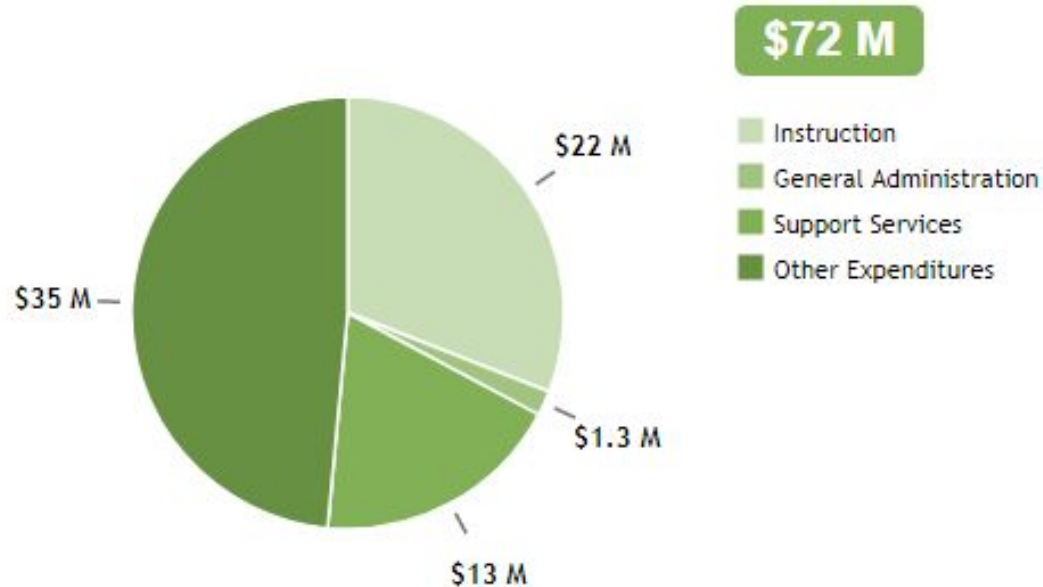
# District Finances - Revenue

District Financial Information - Revenue Amounts (FY 2019)



# District Finances - Expenditures

District Financial Information - Expenditure Amounts By Function (FY 2019)



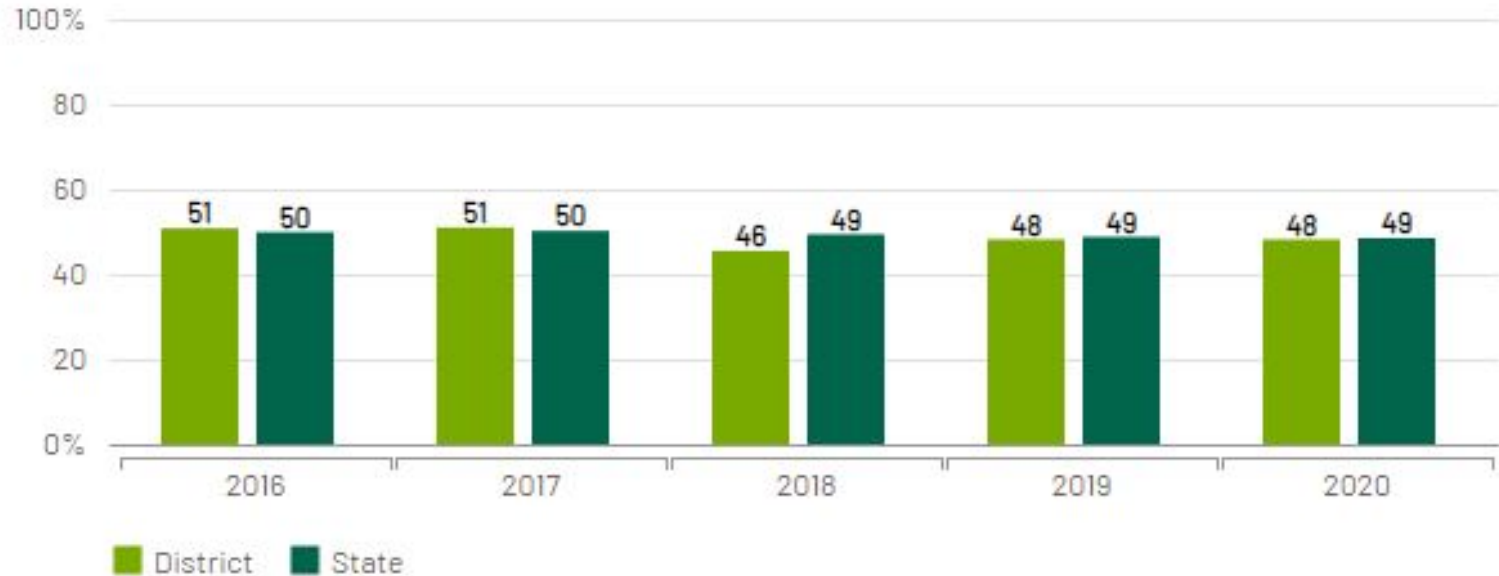
# School Finances

	Per Pupil Expenditure	Low Income	English Learners	Students with an IEP
<i>Early Childhood Center</i>	\$26,125	44.4%	39.3%	31.6%
<i>John Mills Elementary</i>	\$13,135	55.3%	36%	17.6%
<i>Elmwood Elementary</i>	\$13,909	46.5%	22.8%	13%
<i>Elm Middle School</i>	\$16,325	47.9%	13%	15.3%
<i>Elmwood Park High School</i>	\$12,271	45.6%	9%	10.4%

# Enrollment

	Early Childhood Center	John Mills Elementary	Elmwood Elementary	Elm Middle School	Elmwood Park High School	Total
2020	196	609	561	445	963	2,774
2019	214	610	585	422	952	2,824
2018	229	636	610	438	931	2,862
2017	228	605	569	458	890	2,783
2016	239	647	585	454	953	2,878
2015	235	663	612	413	1,006	2,929

# Low Income

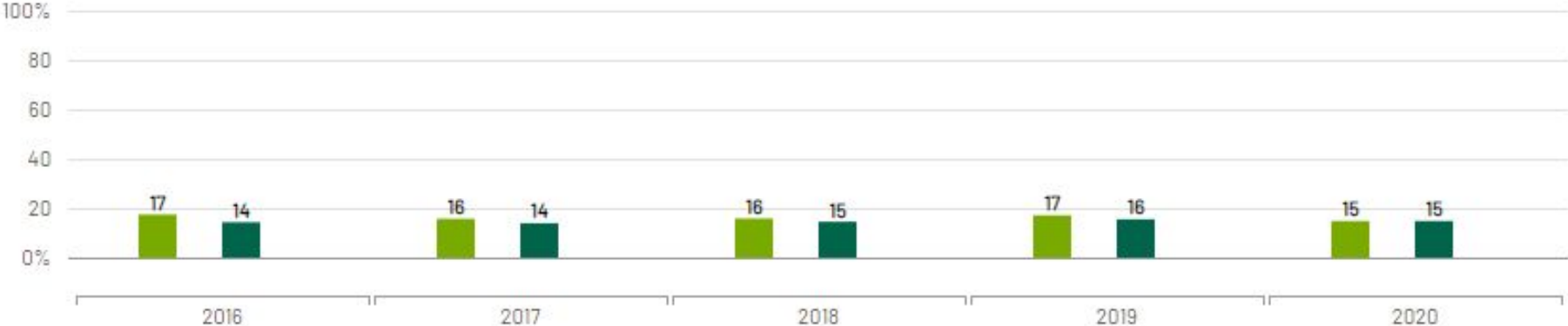


# Students with an IEP

District State

Back

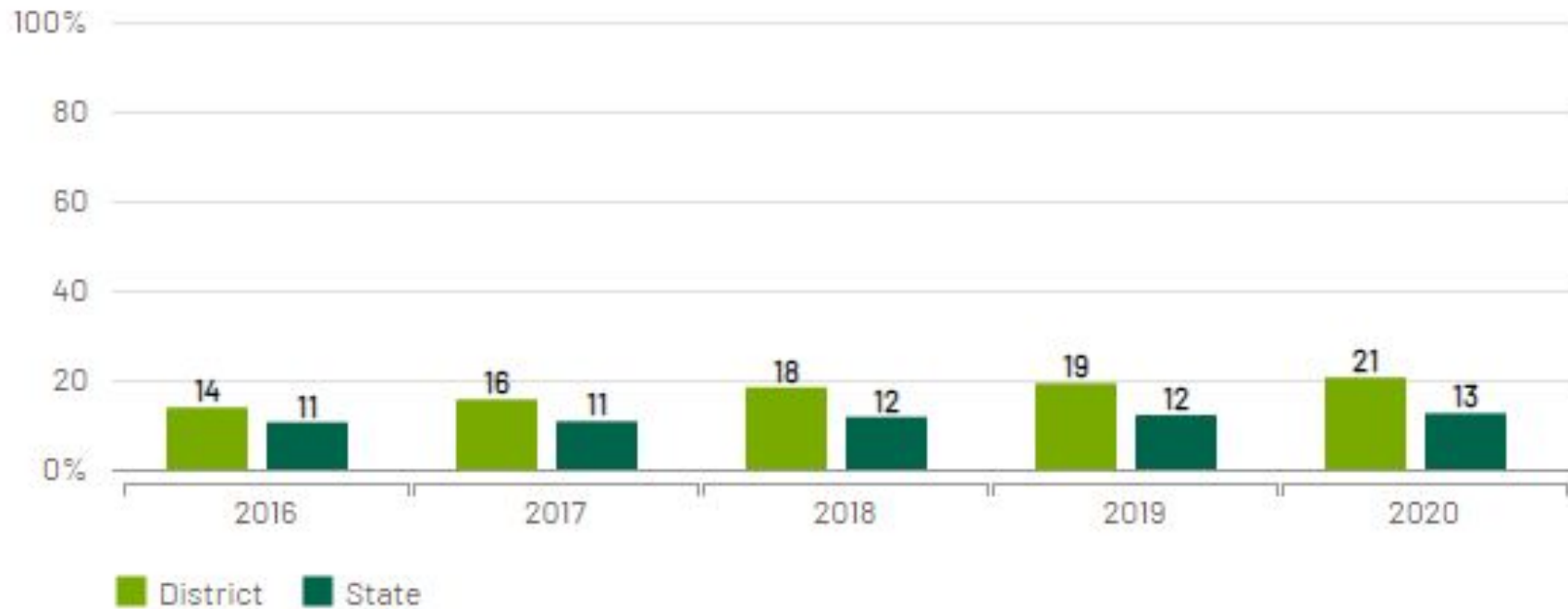
% Students with IEPs



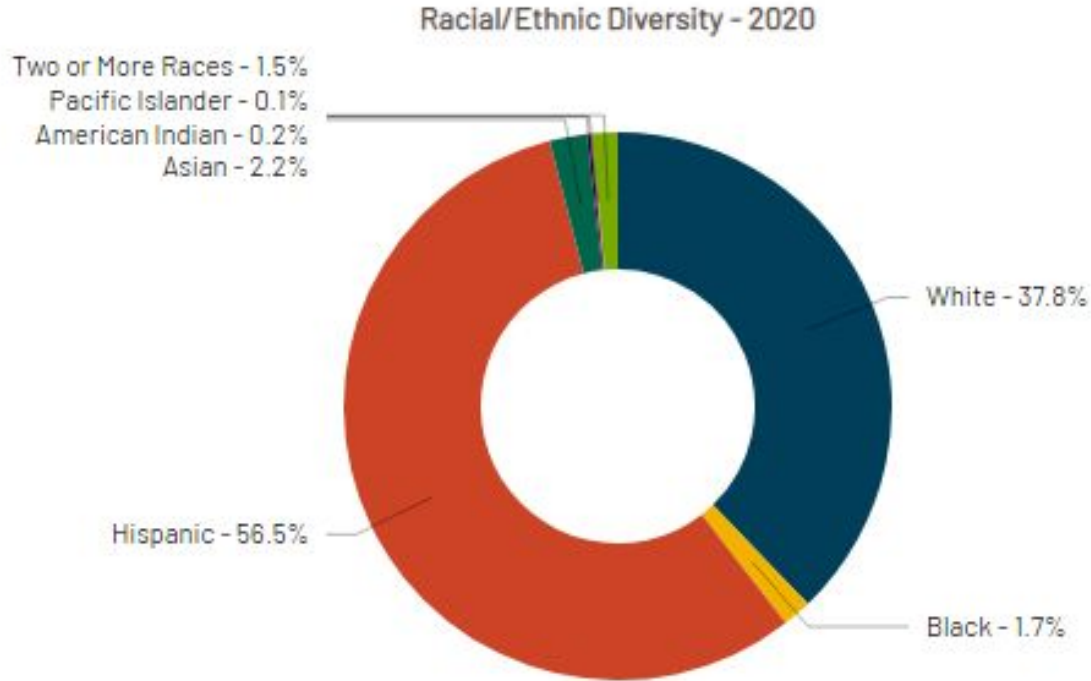
**ELMWOOD PARK**

**COMMUNITY UNIT SCHOOL DISTRICT**

# English Learners



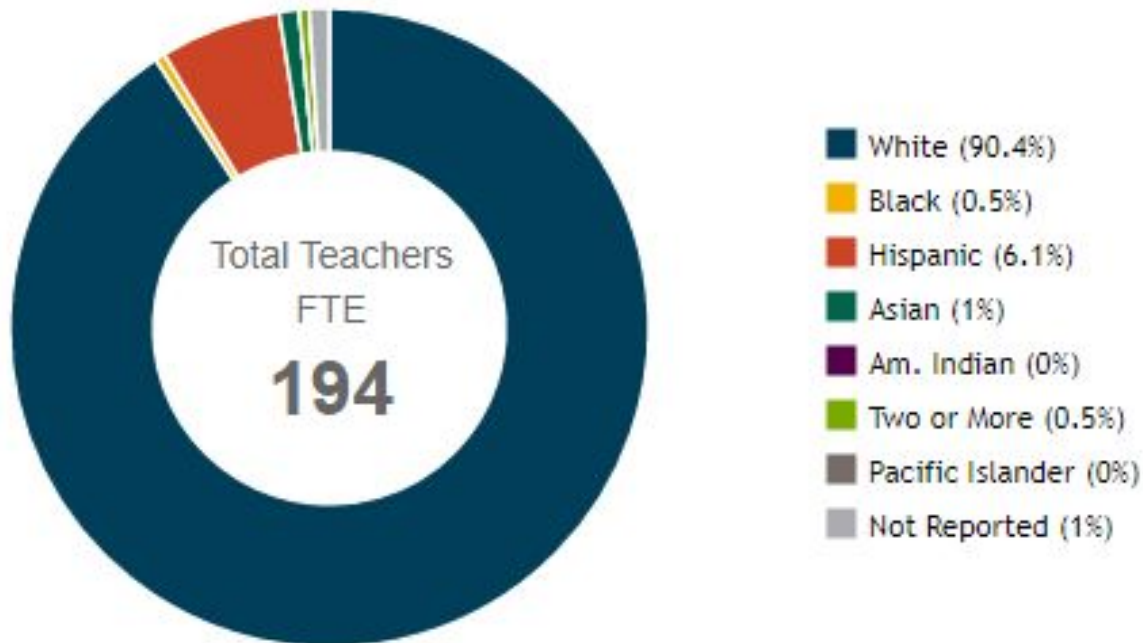
# Students - Demographics - Ethnicity





# Teacher - Demographics - Ethnicity

District Teacher Demographics By Ethnicity (2020)



# Teacher - Per Pupil Ratios

Elementary School Students per Teacher

High School Students per Teacher

District

17:1



District

21:1



State

18:1



State

19:1



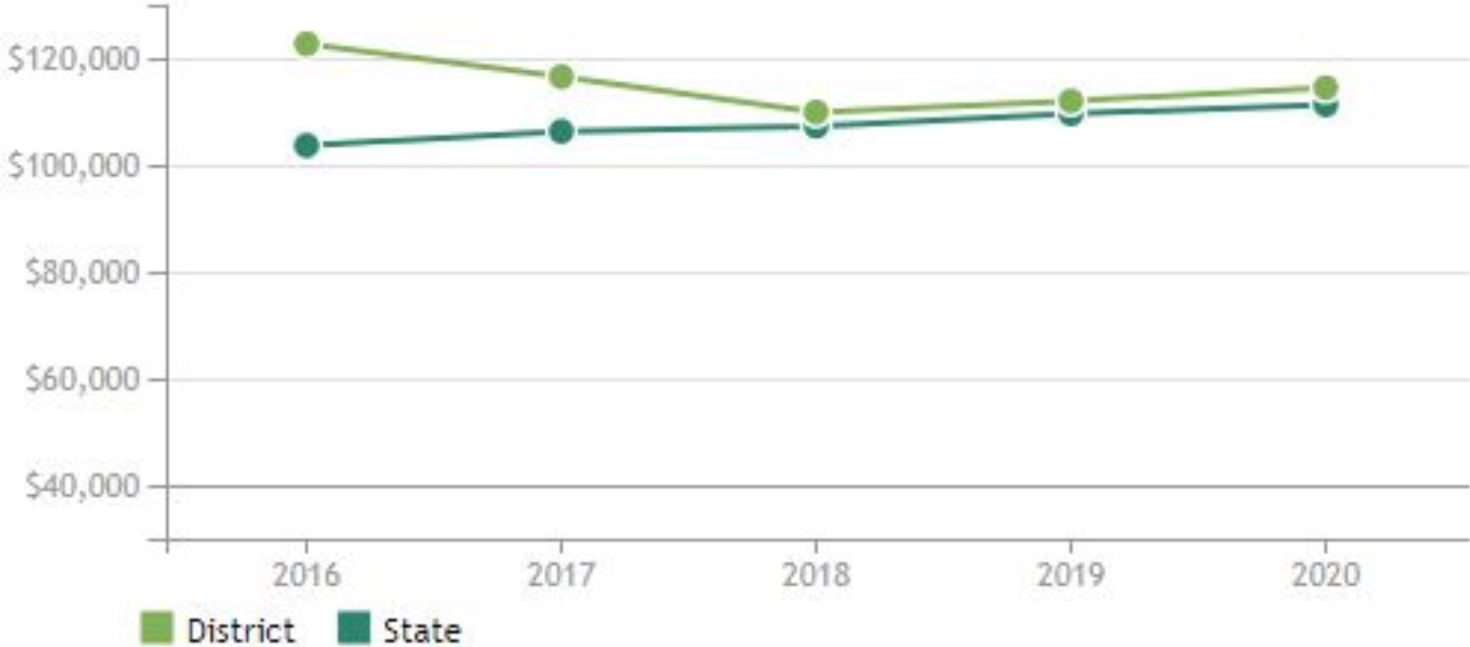


# Teacher - Average Salary

District Teacher Salary (2016-20)



# Administrator - Salary



**ELMWOOD PARK**

**COMMUNITY UNIT SCHOOL DISTRICT**

**QUESTIONS?**



**ELMWOOD PARK**

**COMMUNITY UNIT SCHOOL DISTRICT**