



EARLY CHILDHOOD CENTER

4 W CONTI PKWY ELMWOOD PARK, IL 60707 4506 (708) 583-5860

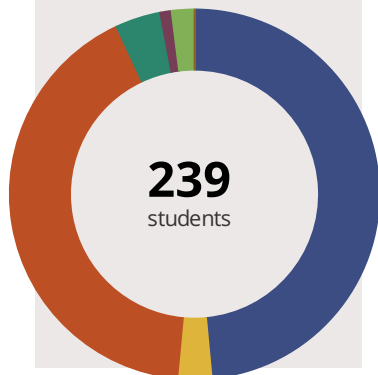
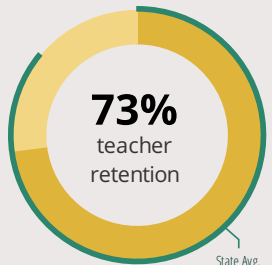
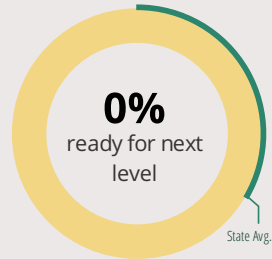
Grades: P,K

District: ELMWOOD PARK CUSD 401

Principal: Ms.Joanne Mourikes

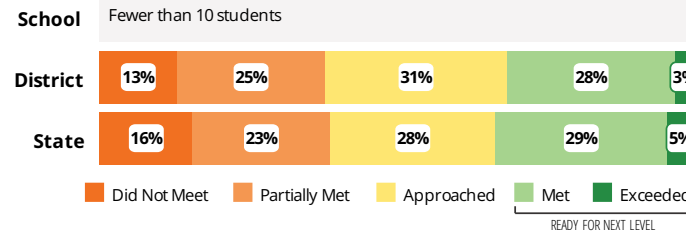
Superintendent: Dr.Kevin Anderson

FAST FACTS



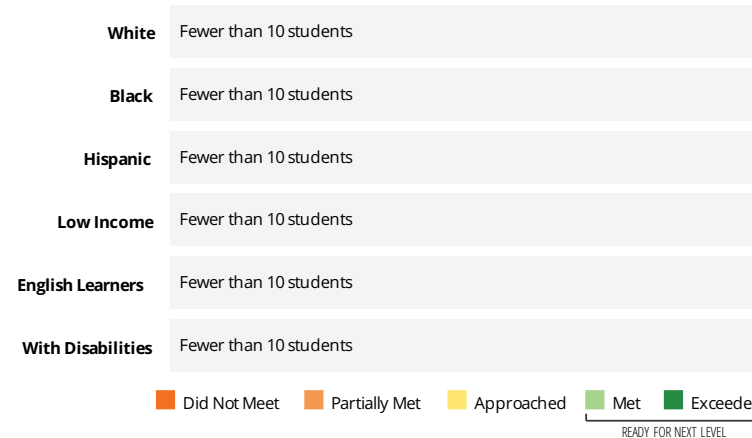
Academic Success

All Illinois students in grades 3-8 take the PARCC assessment each year. High school students take the PARCC in specific Math or English Language Arts (ELA) courses.



Success by Student Group

This display shows PARCC performance levels for each student group. No data is shown for groups with fewer than 10 students.



Student Characteristics

White	49%	Low Income	41%
Black	3%	English Learners	31%
Hispanic	42%	With Disabilities	35%
Asian	4%	Homeless	1%
American Indian	1%		
Two or More Races	2%		
Pacific Islander	0%		

School Environment



The **5Essentials Survey** allows students in grades 6-12 and all teachers to share their perspectives on essential conditions for learning. The anonymous survey consists of 5 components.

- Most implementation
- More implementation
- Average implementation
- Less implementation
- Least implementation
- Not Applicable/Low Response

Response Rates

Students	-
Teachers	-

Effective Leaders

Do principals and teachers implement a shared vision for success?

Collaborative Teachers

Do teachers collaborate to promote professional growth?

Ambitious Instruction

Are the classes challenging and engaging?

Supportive Environment

Is the school safe, demanding, and supportive?

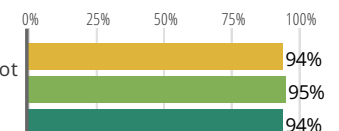
Involved Families

Does the entire staff build strong external relationships?

Student Attendance and Mobility

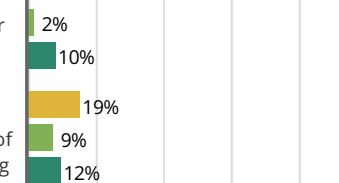
Attendance Rate

Rate at which students are present at school, not including excused or unexcused absences



Chronic Truancy Rate

Percentage of students who have been absent without valid reasons for 5% or more of regular school days



Student Mobility

Percentage of students who transfer in or out of the school during the school year, not including graduates





EARLY CHILDHOOD CENTER

School Highlights

Academic Courses

Kindergarten implements the HMH Journeys Series, Heggerty Phonemic Awareness Program, Jolly Phonics and Math Trailblazers. Our Extended Day section and Bilingual Spanish section, as well as small group instruction for L.A., support K student success. Preschool implements the Creative Curriculum.

Physical Education, Heath and Wellness

The ECC program offers Indoor and Outdoor Gross Motor Skill periods. Our Preschool program offers daily Gross Motor Skills time. Our curriculum reviews healthy eating and healthy lifestyles. We also offer regularly scheduled Health Talks and visits to our classrooms by our full time School Nurse

Other Programs and Activities

The ECC holds monthly PTO meetings, events and fundraisers. Our Parent Education program organizes Monthly Family activity/events. At our Winter Concert in December, all students perform with their classroom. Kindergarten students perform at an end of the year program.

School Awards

Every student in the building enjoys being "Star of the Week" in his/her classroom. The student makes a poster which is displayed outside the classroom, and is mentioned in the ECC Weekly Newsletter.

Career Development Courses and Programs

The ECC offers learning units on Community Workers, a yearly visit to the Fire Department, and parent volunteers in classrooms to talk about careers.

Athletics

The ECC hosts family events with an emphasis on physical fitness for the winter and summer months.

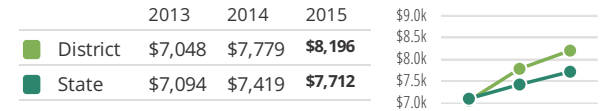
School Personnel Resources

Bilingual Education Teacher, English as a Second Language Teacher, Paraprofessional, Pre-Kindergarten Teacher, Reading Specialist, School Social Worker, Special Education Teacher, Speech Language Pathologist-non teaching, Speech Language Pathology Teacher

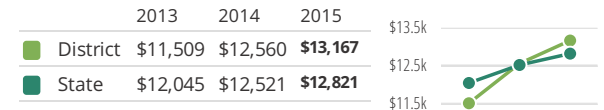
Facilities

District Finance

Instructional Spending per Pupil includes only the activities directly dealing with the teaching of students or the interaction between teachers and students.



Operational Spending per Pupil includes all costs for overall operations in this school's district, including Instructional Spending, but excluding summer school, adult education, capital expenditures, and long-term debt payments.



Educator Measures

This school has had **1 principal(s)** over the past 6 years. In the last three years, an average of **73% of teachers** return to this school each year.

FOR MORE INFORMATION

Visit IllinoisReportCard.com to see additional details about each item of information for this school. There you will find charts spanning multiple years, detailed explanations, resources, more of the school's programs and activities, and powerful tools that let you dig deeper into data.

Most of this data has been collected by ISBE from school districts through data systems. Some information, such as the School Highlights, is entered directly by principals and can be updated throughout the year.