



ELMWOOD PARK HIGH SCHOOL

8201 W FULLERTON AVE ELMWOOD PARK, IL 60707 2449 (708) 452-7272

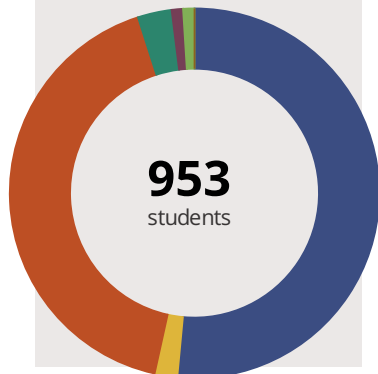
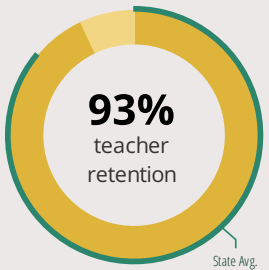
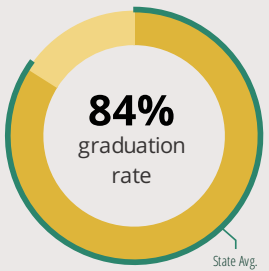
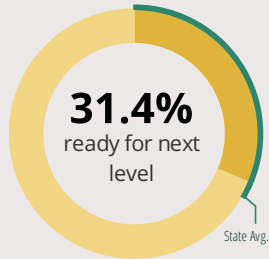
Grades: 9-12

District: ELMWOOD PARK CUSD 401

Principal: Mr. James Jennings

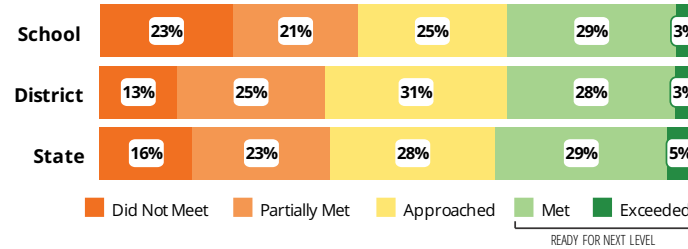
Superintendent: Dr. Kevin Anderson

FAST FACTS



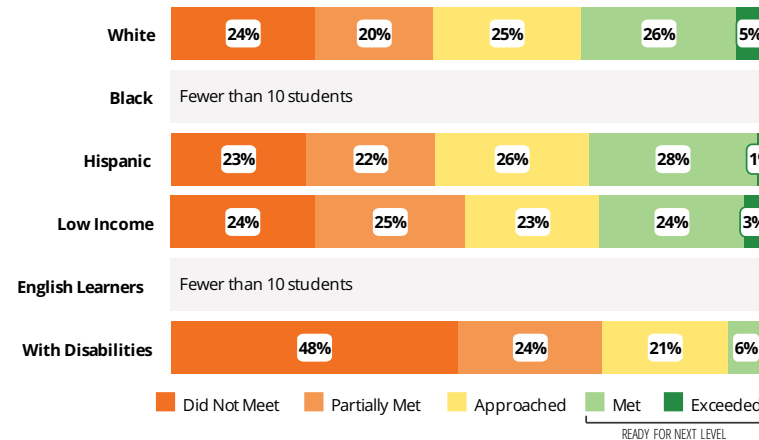
Academic Success

All Illinois students in grades 3-8 take the PARCC assessment each year. High school students take the PARCC in specific Math or English Language Arts (ELA) courses.



Success by Student Group

This display shows PARCC performance levels for each student group. No data is shown for groups with fewer than 10 students.



Student Characteristics

White	52%	Low Income	53%
Black	2%	English Learners	4%
Hispanic	42%	With Disabilities	16%
Asian	3%	Homeless	1%
American Indian	1%		
Two or More Races	1%		
Pacific Islander	0%		

School Environment



The **5Essentials Survey** allows students in grades 6-12 and all teachers to share their perspectives on essential conditions for learning. The anonymous survey consists of 5 components.

- Most implementation
- More implementation
- Average implementation
- Less implementation
- Least implementation
- Not Applicable/Low Response

Response Rates

Students	-
Teachers	-

Effective Leaders

Do principals and teachers implement a shared vision for success?

Collaborative Teachers

Do teachers collaborate to promote professional growth?

Ambitious Instruction

Are the classes challenging and engaging?

Supportive Environment

Is the school safe, demanding, and supportive?

Involved Families

Does the entire staff build strong external relationships?

College Readiness

Ready for College Coursework

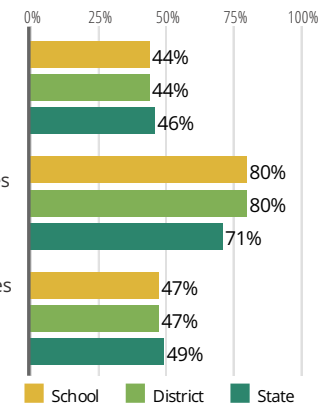
Students who meet or exceed ACT college readiness benchmarks

Postsecondary Enrollment

Students who enroll at colleges and universities

Postsecondary Remediation (lower is better)

Students enrolled in Illinois community colleges who require remedial coursework





ELMWOOD PARK HIGH SCHOOL

School Highlights

Academic Courses

2D design, 3D design, Accounting, ACT/SAT Prep Courses, Advanced Art Concepts, AP Calculus AB, AP English Language and Composition, AP English Literature and Composition, AP Human Geography, AP Physics B, AP Statistics, AP United States History, AP World History, Automotive Service, Band, Business Computer Application, Ceramics, Child Care, Child Development, Child Development and Parenting, Choir, Computer Animation, Computer Graphics, Computer Maintenance I, Contemporary Problems, Co-operat...

Physical Education, Heath and Wellness

Aerobics, Health Education Courses, Junior Leaders, Life Fitness, Senior Leaders

Other Programs and Activities

Art Club, Auditorium Tech Crew, Career Education Events, Drama/Theatre, Ethnic Club, Family Nights, Language Clubs, Marching Band, Math Club, National Honor Society, Newspaper, Parent Associations, Science Club, Student Council/Government, Yearbook Club

School Awards

Top 10% of schools by US News and World Reports

Career Development Courses and Programs

Accounting II, Accounting I, Audio/Video Production I, Audio/Video Production II, Automotive Technician I, Automotive Technician II, Business and Technology Concepts, Business Law, Computer Concepts and Software Applications, Computer Operations and Programming I, Computer Operations and Programming II, Cooperative Education, Drafting, Entrepreneurship, Information Processing I, Information Processing II, Introduction to Technology and Engineering (Industrial), Keyboarding and Formatting, La...

Athletics

Boy's Baseball, Boy's Basketball, Boy's Cross Country, Boy's Football, Boy's Golf, Boy's Soccer, Boy's Tennis, Boy's Track & Field, Boy's Wrestling, Girl's Basketball, Girl's Competitive Cheerleading, Girl's Cross Country, Girl's Golf, Girl's Soccer, Girl's Softball, Girl's Tennis, Girl's Track & Field, Girl's Volleyball, Snowball

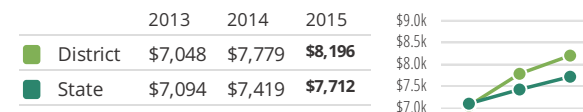
School Personnel Resources

English as a Second Language Teacher, Librarian/Media Specialist, Paraprofessional, School Guidance Counselor, School Social Worker, Special Education Teacher, Speech Language Pathologist-non teaching, Student Dean

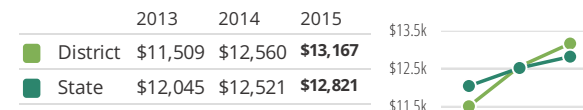
Facilities

District Finance

Instructional Spending per Pupil includes only the activities directly dealing with the teaching of students or the interaction between teachers and students.



Operational Spending per Pupil includes all costs for overall operations in this school's district, including Instructional Spending, but excluding summer school, adult education, capital expenditures, and long-term debt payments.



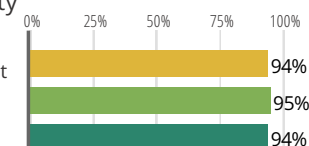
Educator Measures

This school has had **1 principal(s)** over the past 6 years. In the last three years, an average of **93% of teachers** return to this school each year.

Student Attendance and Mobility


Attendance Rate

Rate at which students are present at school, not including excused or unexcused absences



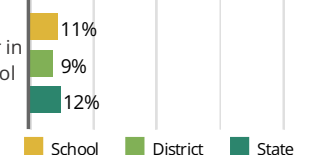
Chronic Truancy Rate

Percentage of students who have been absent without valid reasons for 5% or more of regular school days



Student Mobility

Percentage of students who transfer in or out of the school during the school year, not including graduates



FOR MORE INFORMATION

Visit IllinoisReportCard.com to see additional details about each item of information for this school. There you will find charts spanning multiple years, detailed explanations, resources, more of the school's programs and activities, and powerful tools that let you dig deeper into data.

Most of this data has been collected by ISBE from school districts through data systems. Some information, such as the School Highlights, is entered directly by principals and can be updated throughout the year.