

COFFEYVILLE COMMUNITY COLLEGE

How To Make a Payment Using Raven Access!

Thank you for choosing Coffeyville Community College. We are excited to have you on campus this fall! Coffeyville Community College is dedicated to identifying and addressing community and area needs, providing accessible, affordable quality education and training, and promoting opportunities for lifelong learning.





The college is now providing a quick and easy way to make payments on your students account.

You will need to go to **www.coffeyville.edu** and click on the **Raven Access** link on the top right corner on any page on the main college website.

This will take you to the main Access page. Your username will be your student ID number and password will be the last 4 digits of your social security number.

After logging in, there will be 6 red tabs at the top of the page. You will need to click on the "**Student**" tab. This will bring up the Student Home Page. On the left top side of the site will be 4 folders.

Click on the **Business Office** folder and this is what you will see:

-  Advising Office
-  Business Office
-  Financial Aid Office
-  Registrar's Office

Click on: **My Account Balances** This will bring up the My Account Info page.

The page will show your Accounts Receivable and Bookstore Receivable balances. You will need to click on the amount due balance to bring up a View Transactions page for detailed account information, this will also generate new account charges that have not yet been assessed.

There are two Make A Payment links available. The first one is on the My Account Info page, and the second one is at the bottom of your View Transactions page. Click on this link and follow the instructions below to make your payment.

To Make a Payment:

Enter the **Amount To Pay** and then click on the "**Submit**" box.

Enter your card information, making sure that you enter the "billing address" for the card being used.

Then click the **Continue** box.

Access payments will be posted to your account on the following business day. Once the payment is received, your enrollment will be finalized! **It is important to finalize before classes begin to avoid being dropped from all classes.**

*Student accounts are to be paid in full by the last day of the semester, before enrolling in future semesters or receiving an official transcript.



Having trouble logging in? Need a general or specific question answered?
ACCESS help provides a broad overview of some of the particulars of the system
and also allows users to interact with the Administrator via email.
This area will keep you updated about the latest problems and solutions.

ACCESS@coffeyville.edu or call 877-51-Raven