



Waverley Elementary School

COMMUNITY MEETING #2



Agenda

1. Greetings and Opening Comments
2. Feedback From the First Meeting
3. Redistricting
How will it change things at Waverley?
4. Timeline
How long will it be until we have a new or renovated school?
5. Feasibility Study Options
Definition of school construction terms
Overview of preliminary options for the renovation or replacement of the school
6. Activity – Review building layouts up close
7. Closing, Wrap-up and Next Steps

Community Feedback

Building & Arrangement	Environment & Site	Program & Ed Spec
<ul style="list-style-type: none"> • Capacity (under capacity) • Future thinking – expanding community – larger building • Good lighting • Indoor Gym space • Multi-story building • Strategic after hour access & separation for Community entrances 	<ul style="list-style-type: none"> • Comfortable atmosphere • Secure – cameras, personnel, surveillance – monitor who is in the building • Protection from outdoor environment • No metal fences • Safe walking paths • Temperature control • Sports track • More green spaces 	<ul style="list-style-type: none"> • Smaller class sizes • Rooms for 1:1 learning, ELL learning • More rooms for Specials • Abundance of Meeting & Conference Rooms • Larger Staff Workroom & Lounge areas • Larger Admin. Space, Cafeteria, Library • Oversized Gym • Enclosed Library • Private Meeting Rooms (students & therapists)

Community Feedback

Operations	Community	Learning
<ul style="list-style-type: none">• Shorter lunchtimes• More teachers & assistants – to help with monitoring students	<ul style="list-style-type: none">• Teacher-Parent interaction• A place for Community Engagement, programs & activities• Health Services at the school• English learning opportunities for parents	<ul style="list-style-type: none">• Learning opportunities• Flexible learning environments (for students & parents)• Technology preparedness – satellite learning• Teach how to learn for the future• Building self-confidence in students• Space for motivation of students & forward-thinking learning

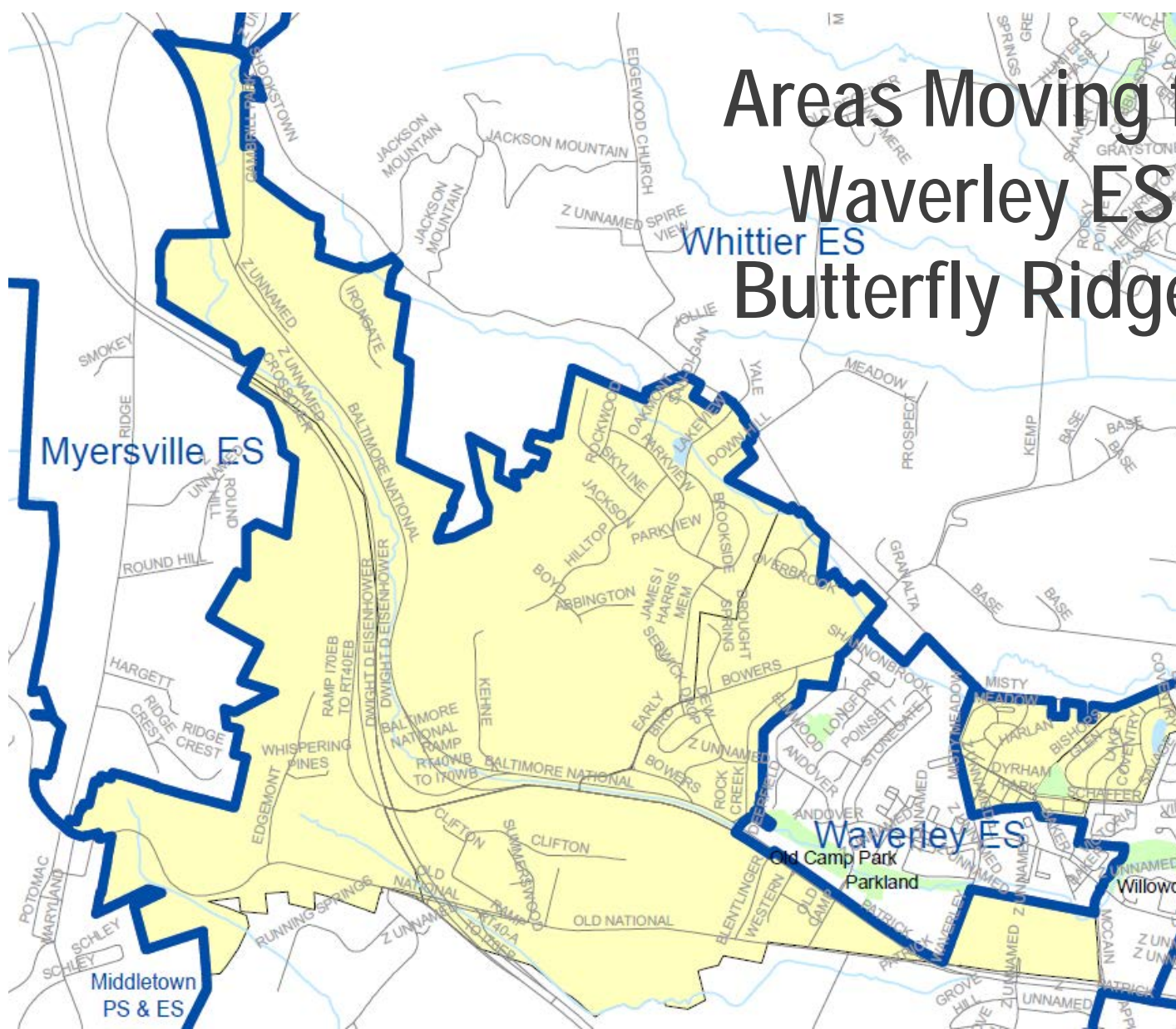


Butterfly Ridge Redistricting and Impact on Waverley

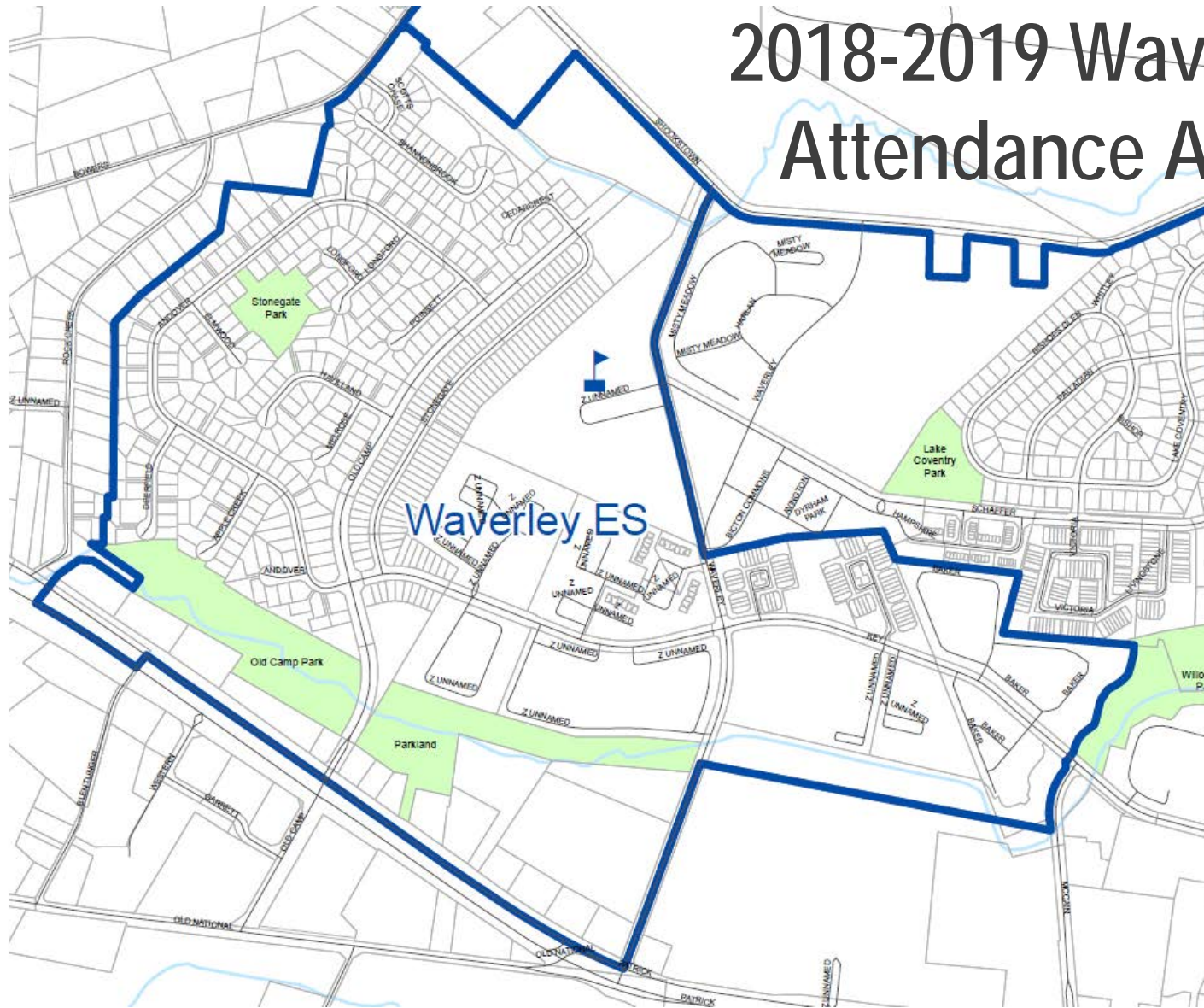
Butterfly Ridge Redistricting

- A new school called Butterfly Ridge is opening in fall 2018 on Butterfly Lane near McCain Drive
- During school year 2016-2017, FCPS worked with a consultant to determine the new attendance area for Butterfly Ridge
 - *Many public meetings were held, including two at Waverley ES*
 - *The new area includes some students from Hillcrest ES, Orchard Grove ES, and Waverley ES*

Areas Moving from Waverley ES to Butterfly Ridge ES



2018-2019 Waverley Attendance Area



Total Enrollments

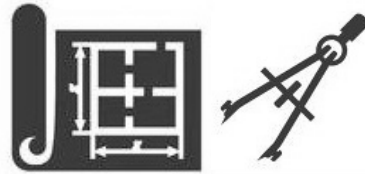
September 30, 2017	September 30, 2018
718	613

Includes pre-kindergarten students

How long will it be until we have a new or renovated school?



**Ed Spec and
Feasibility Study
(5-6 Months)**



**Building Design
(18-24 Months)**



**Construction and
Occupancy
(18-24 Months)**



Feasibility Study Options – Definition of Terms

Replacement means to replace the existing school building on the existing site with a new school building.

Renovation means to reuse the existing school building and provide improvements to the interior or exterior or both.

Addition means a new building that is attached to the existing building.

Demolition means to remove all or a portion of the existing building in order to build something else in its place.

Feasibility Study Options – Overview

Category 1

Replace Waverley Building



Category 2

Renovation-Addition to Waverley Building



Category 3

Renovation-Addition to Rock Creek Building



Category 4

Renovation-Addition to Waverley and Rock Creek Building



- NEW SCHOOL BUILDING
- ROCK CREEK BUILDING IS DEMOLISHED
- WAVERLEY BUILDING IS DEMOLISHED

- RENOVATION AND ADDITION TO WAVERLEY BUILDING
- NEW GYMNASIUM
- NEW CLASSROOM ADDITION
- ROCK CREEK BUILDING IS DEMOLISHED

- RENOVATION AND ADDITION TO ROCK CREEK BUILDING
- NEW GYMNASIUM
- NEW CAFETERIA
- NEW CLASSROOM ADDITIONS
- WAVERLEY BUILDING IS DEMOLISHED

- RENOVATION AND ADDITION TO WAVERLEY AND ROCK CREEK BUILDINGS
- NEW GYMNASIUM
- NEW CAFETERIA
- NEW CLASSROOM ADDITIONS

Feasibility Study Options – Overview

KEY:

- 1 SCHOOL ENTRY
- 2 COMMUNITY ENTRY
- 3 COMMUNITY SPACE
- 4 GYMNASIUM
- 5 CAFETERIA / STAGE
- 6 ADMIN. OFFICES & SUPPORT SPACES
- 7 CLASSROOMS
- 8 PLAYGROUND
- 9 HARD SURFACE PLAY
- 10 PLAY FIELD
- 11 STORM WATER MANAGEMENT
- 12 PARKING
- 13 SERVICE ENTRANCE
- 14 ADDITIONAL PLAY OR PARKING AREA



LEGENDA:

- 1 ENTRADA ESCUELA
- 2 ENTRADA COMUNIDAD
- 3 ESPACIO COMUNIDAD
- 4 GIMNASIO
- 5 CAFETERIA / ESCENARIO
- 6 ADMIN. OFICINAS & ESPACIOS DE SOPORTE
- 7 CLASES
- 8 ZONA DE JUEGOS
- 9 SUPERFICIE DURA DE JUEGO
- 10 CAMPO DE JUEGO
- 11 GESTION DEL AGUA DE LLUVIA
- 12 APARCAMIENTO
- 13 ENTRADA DE SERVICIO
- 14 ZONA ADICIONAL DE APARCAMIENTO O JUEGO

Feasibility Study Options – Questions

- 1. Do you prefer a large school or a small school?*
- 2. Do you want to keep your existing school and renovate it or do you want a replacement school??*
- 3. Is it worthwhile to you to reuse parts of the Waverley or Rock Creek buildings even if construction will take an additional 6 to 12 months??*
- 4. Do you prefer the building to be closer to the street or closer to the back of the site (near the homes)?*
- 5. Do you prefer to have parking near the street or behind the building?*
- 6. Do you like the idea of a more spread-out one-story building or a more compact two-story building?*



Activity

Review building layouts up close

For more information, please visit the FCPS website at:

<http://www.fcps.org/facilities/waverley-feasibility-study>

For questions and comments, please contact:

Holly Nelson, Facilities Planner at (301) 644 - 5026 or Waverley.Study@fcps.org