

Online Educational Programs at Edison Elementary

To access school-purchased software programs as well as programs we deem safe, students need to login via their Clever account at school and at home.

These are some of the programs that students can access through their Clever Account:

1. ST Math (all grades)
2. Achieve 3000 (for upper grades)
3. RAZ kids (primary grades)
4. Starfall (TK / Kinder – full program available only while at school)
5. Google drive for access to etusd, student email, docs, sheets, slides etc.
6. Online Textbook access
7. Khan Academy
8. National Geographic for Kids
9. Coding programs
10. Typing programs

Signing into Clever

- You may view video instructions on the school's website by going here: <https://www.tusd.org/schools/edison/programs/online-resources>
- Or view the illustrated written instructions on page 2 of this sheet.

Troubleshooting Common Errors

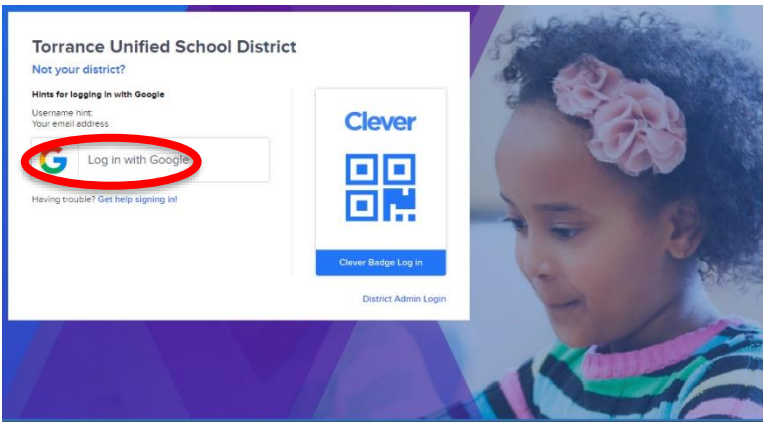
1. Turn off the pop-up blocker in your browser as all programs will open in a new window.
2. "Enable" or "Allow" Flash to run in your browser. ST Math will not run without Flash.
3. Students must "Log In with Google" using their etusd student email address to get into Clever. It is their 7-digit ID@etusd.org. (1234567@etusd.org) Many leave off the @ sign.
4. Student passwords are their 7-digit ID + 2 CAPITAL letters. Make sure they are using the shift key for the letters.
5. If you are logged into another google account on your browser, you will need to log out of that account first.
6. The iPad must have both the Clever app and ST Math app installed to work.
7. A Kindle needs to use the web browser for both Clever and ST Math. This is the same as a desktop computer.
8. For help call Rob Johnson at 310-972-6463 or Phil Bucy at 310-972- 6462 for any assistance to trouble shoot issues logging into Clever.com.

Accessing Learning Apps through Clever

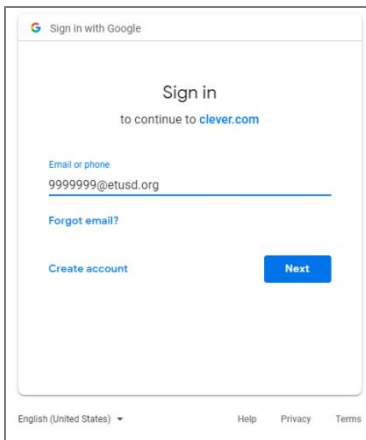
Students may access ST Math, RAZ Kids, Achieve 3000, and other learning apps by logging in through their Clever account, both at school and at home. *A picture password is no longer needed to access ST Math.* They must access it through Clever.

Step 1: Open your browser and go to: <http://www.clever.com/in/torrance>

Step 2: Click: Log in with Google



Step 3: Type in student's email address (7-digit ID@etusd.org):

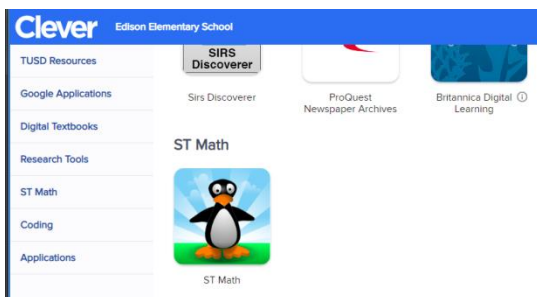




_____@etusd.org

Step 4: Type in student's password:

Password is 7-digit ID + 2 CAPITAL Letters: _____

For ST Math: Scroll down to click on the ST MATH icon



Important: Student must exit ST Math correctly for progress to be saved. To exit, click the red arrows in the lower left hand corner until they become a red . Then click the red  to save.