





WEST HIGH CLASS REGISTRATION

2020-2021

Welcome to our new online course request system. Please follow the guidelines discussed by your counselor, and the directions listed below!

- ❖ Login to Torrance.PowerSchool.com using your school ID number and eTUSD password.
- ❖ On the left hand side look for and click on  Class Registration.
- ❖ Starting at the top, review the information provided and use the links for additional expectations, forms, and course info. (highlighted in blue)
- ❖ Next, review the sections, each represents an activity, time period, or subject/course group to choose from.
- ❖ To the far right of the section/course group title, click on the  pencil icon and a list of available courses will appear.
 - Review the available courses and click on the empty white box to the left of the course name. Click here to choose this course & turn the box into a checked box.
 - Finally, scroll the bottom of the window & click  Okay.
- **TIPS!**
 - ◆ *Some Sections allow students to make more than one choice! Check out Visual/Perf Arts & Career/Tech Ed!*
 - ◆ *Click on the words 'Course Description' to sort the list of classes alphabetically!*
 - ◆ *Some sections have more than one page, scroll to the bottom and click next to see more options!*
Look for this → 
 - ◆ *To reset all choices, click on Class Registration*
- ❖ Once you have chosen your classes you may save your choices by scrolling to the bottom and clicking the submit button.