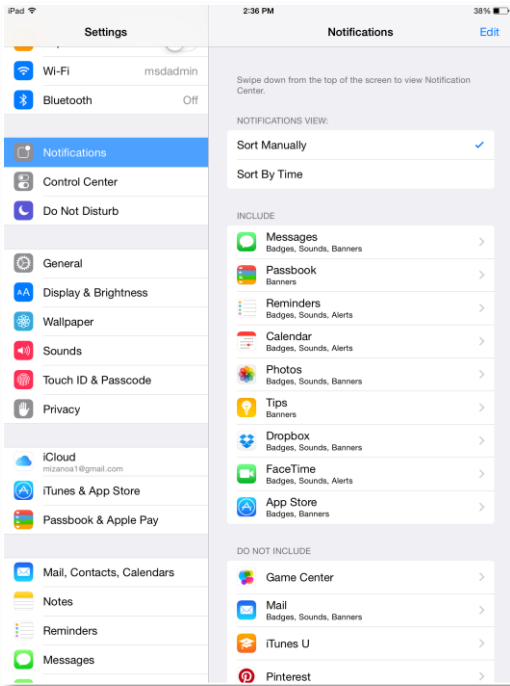
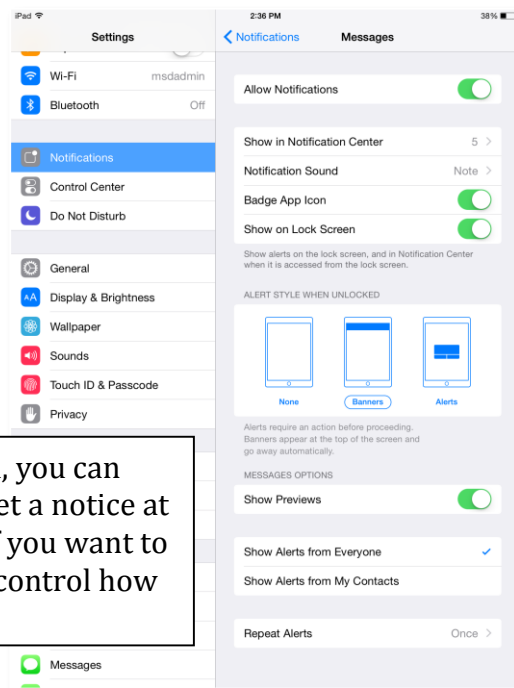


iPad: Notification Center



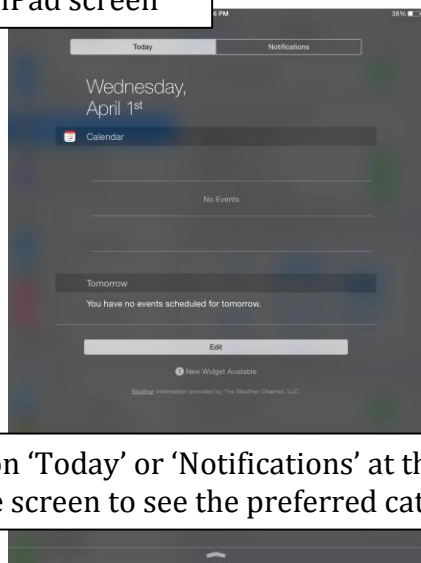
Settings → Notifications

- Choose how to sort the notifications
- Choose what to include (i.e. what you will receive notifications for)



For each notification, you can choose whether to get a notice at all for the app, and if you want to get notices, you can control how they will appear

To access your notifications, swipe down from the top edge of your iPad screen



To delete a notification, tap on the 'x' next to the notification



It will change to the word 'clear' and you can clear it from your list



Tap on 'Today' or 'Notifications' at the top of the screen to see the preferred category