

**Oak Park Elementary School
District 97**

Financial Report
June 30, 2014

Prepared by:
Administration Center
Dr. Albert G. Roberts
Superintendent

Ms. Therese O'Neill
Assistant Superintendent for Finance and Operations

Contents

Independent Auditor's Report	1 – 2
<hr/>	
Required Supplementary Information Management's Discussion and Analysis (MD&A)	3 – 12
Basic Financial Statements	
Government-Wide Financial Statements (GWFS)	
Statement of Net Position	13
Statement of Activities	14
Fund Financial Statements (FFS)	
Balance Sheet – Governmental Funds	15
Reconciliation of the Governmental Funds Balance Sheet to the Statement of Net Position	16
Statement of Revenues, Expenditures and Changes in Fund Balances - Governmental Funds	17
Reconciliation of the Governmental Funds Statement of Revenues, Expenditures and Changes in Fund Balances to the Statement of Activities	18
Statement of Fiduciary Assets and Liabilities	19
Notes to Basic Financial Statements	20 – 40
Required Supplementary Information	
Schedule of Funding Progress – Illinois Municipal Retirement Fund	41
Schedule of Funding Progress – Postretirement Healthcare Plan	42
Combining Schedule of Revenues, Expenditures and Changes in Fund Balance - Budget and Actual – Budgetary Basis- General Fund, by Accounts	43 – 44
Note to Required Supplementary Information	45
Supplementary Information	
Combining Major Governmental Funds:	
Combining Balance Sheet – General Fund, By Accounts	46
Combining Schedule of Revenues, Expenditures and Changes in Fund Balance - General Fund, By Accounts	47

Contents

Combining Nonmajor Governmental Funds:	
Combining Balance Sheet – By Fund Type	48
Combining Statement of Revenues, Expenditures and Changes in Fund Balances - By Fund Type	49
Schedule of Revenues, Expenditures and Changes in Fund Balance - Budget and Actual:	
Debt Service Fund	50
Transportation Fund	51
Municipal Retirement Fund	52
Fire Prevention and Safety Fund	53
Capital Projects Fund	54
 Schedule of Assessed Valuations, Tax Rates and Tax Extensions	 55
 Schedule of Debt Service Requirements	 56 – 57



Independent Auditor's Report

To the Board of Education
Oak Park Elementary School District 97
Oak Park, Illinois

Report on the Financial Statements

We have audited the accompanying financial statements of the governmental activities, each major fund, and the aggregate remaining fund information of the Oak Park Elementary School District 97 ("District"), as of and for the year ended June 30, 2014, and the related notes to the financial statements, which collectively comprise the District's basic financial statements as listed in the table of contents.

Management's Responsibility for the Financial Statements

Management is responsible for the preparation and fair presentation of these financial statements in accordance with accounting principles generally accepted in the United States of America; this includes the design, implementation, and maintenance of internal control relevant to the preparation and fair presentation of financial statements that are free from material misstatement, whether due to fraud or error.

Auditor's Responsibility

Our responsibility is to express opinions on these financial statements based on our audit. We conducted our audit in accordance with auditing standards generally accepted in the United States of America. Those standards require that we plan and perform the audit to obtain reasonable assurance about whether the financial statements are free from material misstatement.

An audit involves performing procedures to obtain audit evidence about the amounts and disclosures in the financial statements. The procedures selected depend on the auditor's judgment, including the assessment of the risks of material misstatement of the financial statements, whether due to fraud or error. In making those risk assessments, the auditor considers internal control relevant to the District's preparation and fair presentation of the financial statements in order to design audit procedures that are appropriate in the circumstances, but not for the purpose of expressing an opinion on the effectiveness of the District's internal control. Accordingly, we express no such opinion. An audit also includes evaluating the appropriateness of accounting policies used and the reasonableness of significant accounting estimates made by management, as well as evaluating the overall presentation of the financial statements.

We believe that the audit evidence we have obtained is sufficient and appropriate to provide a basis for our audit opinions.

Opinions

In our opinion, the financial statements referred to above present fairly, in all material respects, the respective financial position of the governmental activities, each major fund, and the aggregate remaining fund information of the Oak Park Elementary School District 97, as of June 30, 2014, and the respective changes in financial position thereof for the year then ended in accordance with accounting principles generally accepted in the United States of America.

Emphasis of Matter

As discussed in Note 1 to the financial statements, in the year ended June 30, 2014, the District adopted the reporting and disclosure requirements of Governmental Accounting Standards Board ("GASB") Statement No. 65, *Items Previously Reported as Assets and Liabilities*. The implementation of GASB Statement No. 65 resulted in a restatement of opening July 1, 2013 net position. Our opinion is not modified with respect to this matter.

Other Matters

Required Supplementary Information

Accounting principles generally accepted in the United States of America require that the required supplementary information, such as management's discussion and analysis, schedules of funding progress and budgetary comparison information on pages 3-12 and 41-45 be presented to supplement the basic financial statements. Such information, although not a part of the basic financial statements, is required by the Governmental Accounting Standards Board who considers it to be an essential part of financial reporting for placing the basic financial statements in an appropriate operational, economic, or historical context. We have applied certain limited procedures to the required supplementary information in accordance with auditing standards generally accepted in the United States of America, which consisted of inquiries of management about the methods of preparing the information and comparing the information for consistency with management's responses to our inquiries, the basic financial statements, and other knowledge we obtained during our audit of the basic financial statements. We do not express an opinion or provide any assurance on the information because the limited procedures do not provide us with sufficient evidence to express an opinion or provide any assurance.

Other Information

Our audit was conducted for the purpose of forming opinions on the financial statements that collectively comprise the District's basic financial statements. The accompanying supplementary information, such as the combining and individual fund financial statements, and other schedules as listed in the table of contents as supplementary information are presented for purposes of additional analysis and are not a required part of the basic financial statements.

The supplementary information is the responsibility of management and was derived from and relate directly to the underlying accounting and other records used to prepare the basic financial statements. Such information has been subjected to the auditing procedures applied in the audit of the basic financial statements and certain additional procedures, including comparing and reconciling such information directly to the underlying accounting and other records used to prepare the basic financial statements or to the basic financial statements themselves, and other additional procedures in accordance with auditing standards generally accepted in the United States of America. In our opinion, the supplementary information is fairly stated, in all material respects, in relation to the basic financial statements as a whole.

McGladrey LLP

Chicago, Illinois
October 7, 2014

Required Supplementary Information

**Management's Discussion
and Analysis (MD&A)**

Oak Park Elementary School District 97

Management's Discussion and Analysis For the Year Ended June 30, 2014

The discussion and analysis of Oak Park Elementary School District 97's ("District") financial performance provides an overall review of the District's financial activities for the year ended June 30, 2014. The management of the District encourages readers to consider the information presented herein in conjunction with the financial statements to enhance their understanding of the District's financial performance.

Financial Highlights

- The assets of the District exceeded its liabilities and deferred inflows of resources at the close of the fiscal year by \$71.0 million. Of this amount, \$18.5 million may be used to meet the District's ongoing obligations to citizens and creditors.
- In total, net position increased by approximately \$1.0 million. This represents an increase of 1.6 percent from 2013.
- General revenues were \$72.5 million or 74.9 percent of all revenues. Program specific revenues, in the form of charges for services and grants, were \$24.5 million or 25.1 percent of total revenues of \$97.0 million.

Overview of the Financial Statements

This discussion and analysis is intended to serve as an introduction to the District's basic financial statements. The basic financial statements are comprised of three components:

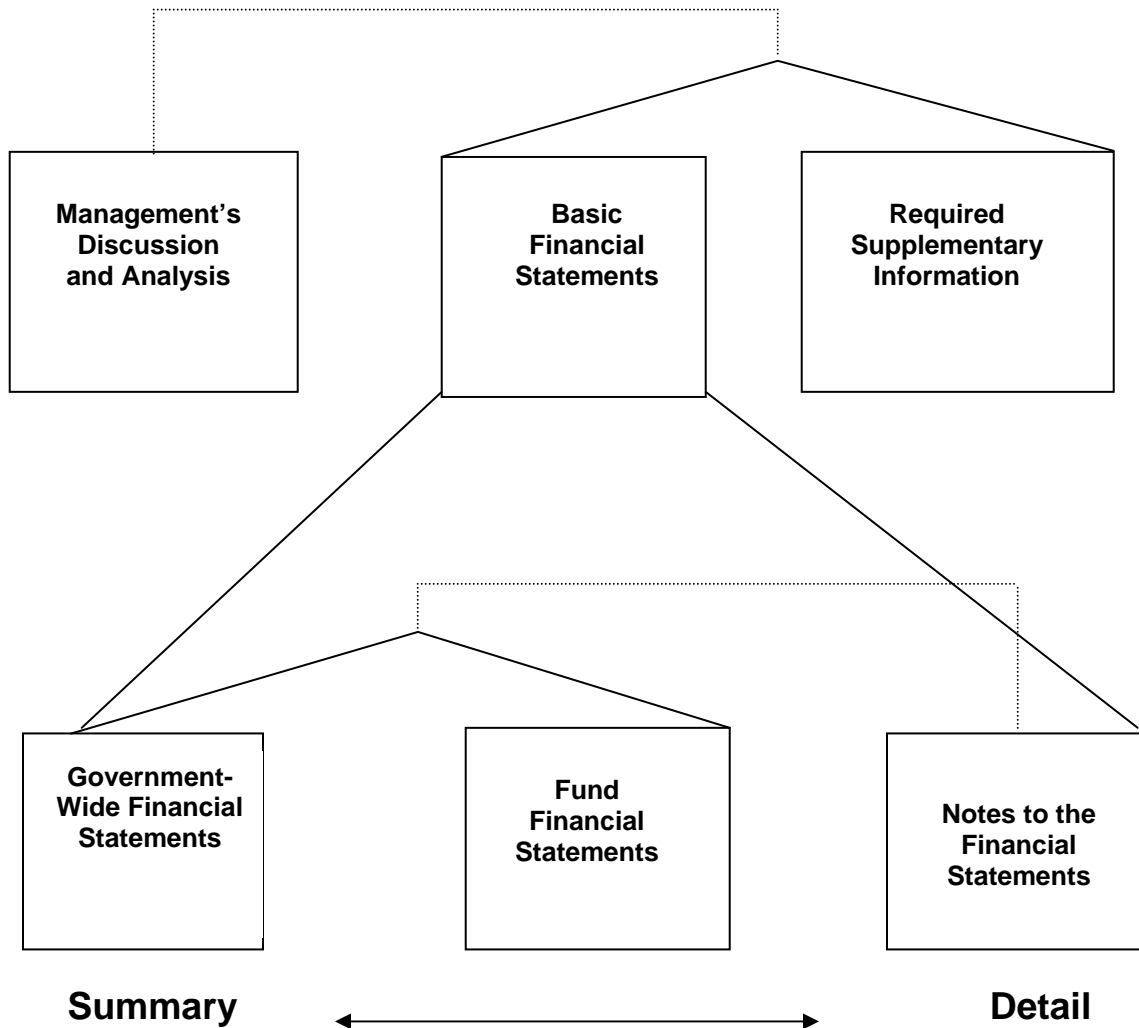
- Government-wide financial statements.
- Fund financial statements.
- Notes to the financial statements.

Figure A-1 shows how the various parts of this annual report are arranged and relate to one another.

Oak Park Elementary School District 97

Management's Discussion and Analysis
For the Year Ended June 30, 2014

Figure A-1
Organization of Oak Park Elementary School District 97 Annual Financial Report



This report also contains other supplementary information in addition to the basic financial statements.

Government-Wide Financial Statements

The government-wide financial statements are designed to provide readers with a broad overview of the District's finances in a manner similar to a private-sector business.

Oak Park Elementary School District 97

Management's Discussion and Analysis For the Year Ended June 30, 2014

The statement of net position presents information on all District assets, liabilities and deferred inflows of resources with the difference between them reported as net position. Over time, increases or decreases in net position may serve as a useful indicator of whether the financial position of the District is improving or deteriorating.

The statement of activities presents information showing how the government's net position changed during the fiscal year being reported. All changes in net position are reported when revenues are earned and expenses are incurred.

The government-wide financial statements present the District functions that are principally supported by taxes and intergovernmental revenues (governmental activities). The District has no business-type activities; that is, functions that are intended to recover all or a significant portion of their costs through user fees and charges. The District's governmental activities include instructional services (regular education, special education and other), supporting services, community services and non-programmed charges.

Fund Financial Statements

A fund is a grouping of related accounts used to maintain control over resources that have been segregated for specific activities or objectives. The District uses fund accounting to ensure and demonstrate compliance with finance-related legal requirements. All of the District funds can be divided into two categories: governmental funds and fiduciary funds (the District maintains no proprietary funds).

Governmental funds are used to account for essentially the same functions reported as governmental activities in the government-wide financial statements. However, unlike the government-wide financial statements, governmental fund financial statements focus on near-term inflows and outflows of spendable resources as well as on balances of spendable resources available at the end of the fiscal year. Such information may be useful in evaluating a school district's near-term financing requirements.

Because the focus of governmental funds is narrower than that of the government-wide financial statements, it is useful to compare the information presented for governmental funds with similar information presented for governmental activities in the government-wide financial statements. By doing so, readers may better understand the long-term impact of the government's near-term financing decisions. Both the governmental fund statement of net position and the governmental fund statement of revenues, expenditures and changes in fund balances provide a reconciliation to facilitate this comparison between governmental funds and governmental activities.

The District maintains six individual governmental funds. Information is presented separately in the governmental funds balance sheet and in the governmental funds statement of revenues, expenditures and changes in fund balances of the General Fund and the Debt Service Fund, both of which are considered to be major funds. Data from the other four governmental funds are combined into a single, aggregated presentation. Individual fund data for each of these nonmajor governmental funds is provided in the form of combining statements elsewhere in this report.

The District adopts an annual budget for each of the funds listed above. A budgetary comparison statement has been provided for each fund to demonstrate compliance with this budget.

Fiduciary funds are used to account for resources held for the benefit of parties outside the District. Fiduciary funds are not reflected in the government-wide financial statement because the resources of those funds are not available to support the District's own programs.

Oak Park Elementary School District 97

Management's Discussion and Analysis For the Year Ended June 30, 2014

Notes to the financial statements

The notes to the financial statements provide additional information that is essential to a full understanding of the data provided in the government-wide and fund financial statements.

Other information

In addition to the basic financial statements and accompanying notes, this report also presents certain required supplementary information concerning the District's progress in funding its obligation to provide pension benefits to its non-certified employees.

Government-Wide Financial Analysis

Net position. The District's net position increased by 1.6 percent compared to the prior year. At year-end, total net assets were \$71.0 million (see Table 1).

The District's financial position is the product of many factors. However, several events of the last year stand out:

- Current assets decreased approximately \$0.3 million due largely to a decrease in intergovernmental receivables.
- Current liabilities remained consistent with the prior year.
- The District paid down approximately \$5.7 million and issued approximately \$3.0 million in general obligation debt in the current year.

	2014	2013
Current assets	\$72.0	\$ 72.3
Noncurrent assets	<u>60.5</u>	<u>61.1</u>
Total assets	<u>132.5</u>	<u>133.4</u>
Current liabilities	8.3	8.3
Long-term liabilities	<u>26.5</u>	<u>28.1</u>
Total liabilities	<u>34.8</u>	<u>36.4</u>
Deferred inflows of resources	<u>26.7</u>	<u>27.0</u>
Net position:		
Net investment in capital assets	42.8	40.9
Restricted	9.7	10.5
Unrestricted	<u>18.5</u>	<u>18.6</u>
Total net position	<u>\$71.0</u>	<u>\$70.0</u>

Oak Park Elementary School District 97

Management's Discussion and Analysis
For the Year Ended June 30, 2014

Table 2		
Changes in Net Position		
<i>(in millions of dollars)</i>		
	<u>2014</u>	<u>2013</u>
Revenues:		
Program Revenues:		
Charges for services	\$1.5	\$1.5
Operating grants & contributions	23.0	20.1
General Revenues:		
Taxes	61.0	58.7
General state aid	9.5	8.7
Other	<u>2.0</u>	<u>1.6</u>
Total revenues	<u>97.0</u>	<u>90.6</u>
Expenses:		
Instruction	60.2	54.1
Support Services	33.8	29.0
Community Services	0.1	0.1
Non-programmed Charges	0.1	0.1
Other	<u>1.8</u>	<u>2.2</u>
Total expenses	<u>96.0</u>	<u>85.5</u>
Change in net position	1.0	5.1
Net Position – Beginning	<u>70.0</u>	<u>64.9</u>
Net Position – Ending	<u>\$71.0</u>	<u>\$70.0</u>

Changes in net position. The District's total revenues were \$97.0 million. Taxes and general state aid were 72.8 percent of the total or \$70.5 million. Real estate taxes increased by 3.9 percent from the prior year for a total increase of \$2.3 million.

State and federal aid for specific programs brought in an additional \$23.0 million of the total revenues, which is an increase over the prior year, due to an increased amount of State aid received for specific programs.

The remaining \$3.5 million came from fees charged for services and other miscellaneous sources.

The total cost of all programs and services was \$96.0 million. The District's expenses are predominantly related to instruction and support services (caring for and transportation of students, etc.). These expenses accounted for 97.9 percent of the total (see Figure 3). The District's other activities were 2.1 percent of total costs. The overall increase in expenditures from the prior year is due to increased costs for salaries and related costs.

Total revenues exceeded expenses, resulting in a change in net position of 1.6 percent over the prior year net position ending balance.

Figure 2

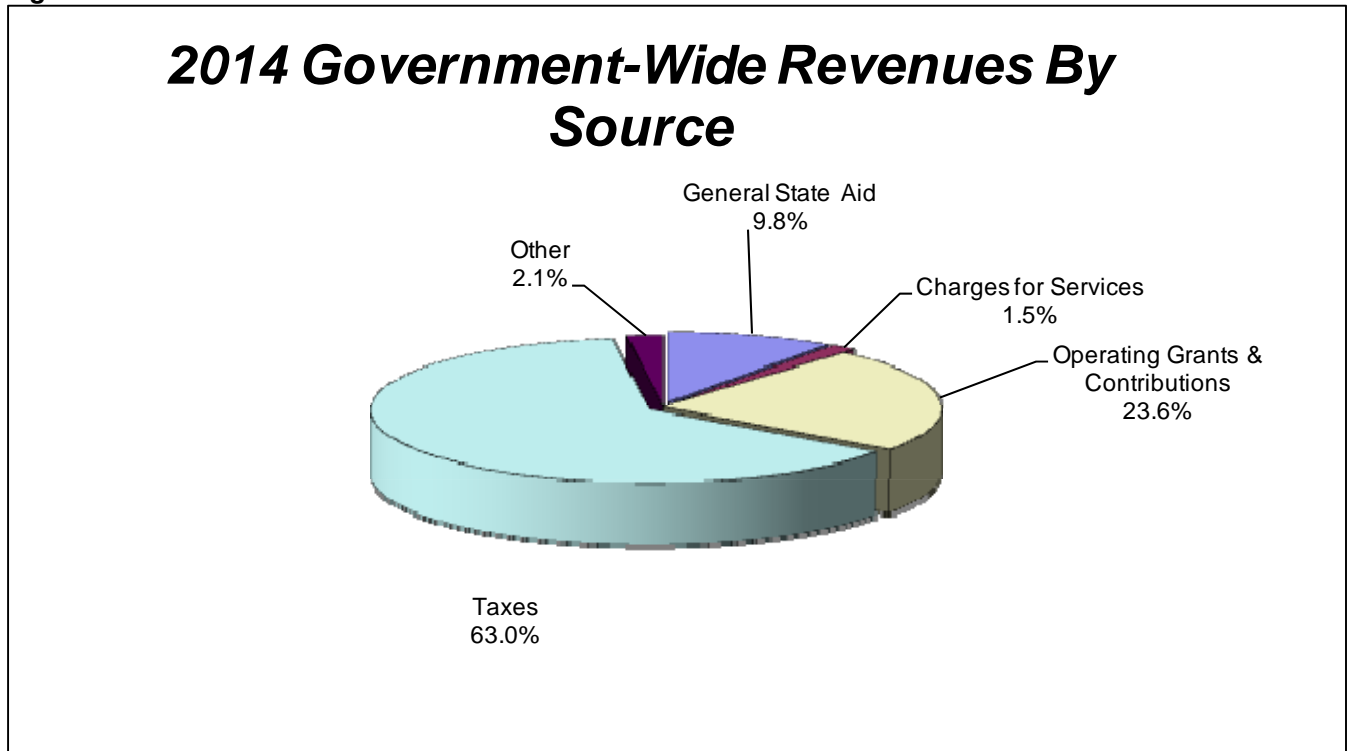
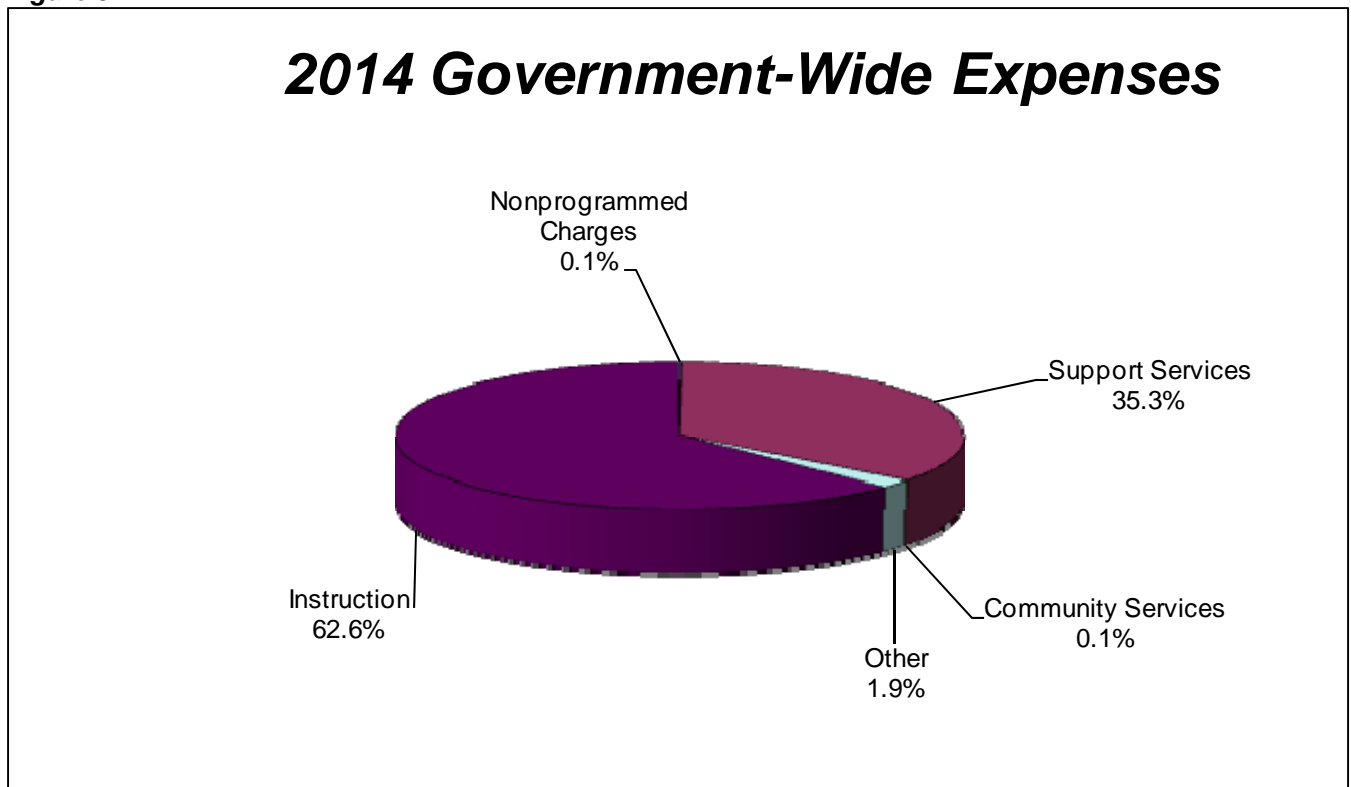


Figure 3



Oak Park Elementary School District 97

Management's Discussion and Analysis For the Year Ended June 30, 2014

Financial Analysis of the District's Funds

As the District completed the year, its governmental funds reported combined fund balances of \$42.8 million. Revenues for the District's governmental activities were \$96.8 million, while total expenditures were \$99.9 million.

The General Fund experienced a current year surplus of \$0.6 million. This surplus resulted in a year-end fund balance of \$32.6 million.

The Debt Service Fund increased its fund balance by \$0.5 million. The entire year-end fund balance of \$4.8 million is restricted for principal and interest payments on outstanding debt.

The Other Governmental Funds fund balances decreased by \$1.0 million from the prior year. This decrease can be mainly attributed to an increase in fund expenditures.

General Fund Budgetary Highlights

While the District's final budget for the General Fund anticipated that expenditures would exceed revenues by \$0.7 million before other financing sources, the actual result for the year was a \$0.5 million deficit.

Oak Park Elementary School District 97

Management's Discussion and Analysis
For the Year Ended June 30, 2014

Capital Asset and Debt Administration

Capital Assets

By the end of 2014, the District had invested \$102.8 million (before accumulated depreciation of \$42.3 million) in a broad range of capital assets, including buildings (both school and administration facilities) equipment (computer, audio-visual, transportation and maintenance equipment and furniture), and land as shown in Table 3. More detailed information about capital assets can be found in Note 3 to the financial statements.

Depreciation expense for the year was \$3.2 million, and additions to building improvements, equipment and furniture, and construction in process amounted to \$3.7 million.

	2014	2013	Total Percentage Change
Land	\$ 3.1	\$ 3.1	0.0%
Construction in process	-	0.9	100.0%
Depreciable land improvements and buildings	56.7	56.2	0.9%
Equipment	0.7	0.8	-12.5%
TOTAL	\$ 60.5	\$ 61.0	

Oak Park Elementary School District 97

**Management's Discussion and Analysis
For the Year Ended June 30, 2014**

Long-Term Debt

At year-end, the District had \$25.9 million in general obligation bonds and other long-term obligations outstanding, as shown in Table 4. More detailed information about the District's long-term liabilities is presented in Note 5 to the financial statements.

	2014	2013	Total Percentage Change
General obligation bonds	\$ 25.9	\$ 28.5	-9.1%
Capital lease obligations	-	0.1	-33.3%
TOTAL	\$ 25.9	\$ 28.6	

- The District continued to pay down its debt, retiring \$5.7 million of outstanding bonds.
- The District issued approximately \$3.0 million in new bonds.
- The state limits the amount of general obligation debt the District can issue to 6.9 percent of the assessed value of all taxable property within the District's limits. Outstanding debt is significantly below the current limit of \$94.5 million.

Oak Park Elementary School District 97

Management's Discussion and Analysis For the Year Ended June 30, 2014

Factors Bearing on the District's Future

At the time these financial statements were prepared and audited, the District was aware of the following existing circumstances that could significantly affect its financial health in the future.

- The Illinois General Assembly has imposed property tax legislation on school districts to give property taxpayers some relief by delaying tax increases each year. The legislation limits the levy increase to the lesser of the consumer price index ("CPI") or five percent and mandates the use of prior year equalized assessed valuation ("EAV") amounts to generate property tax receipts. This "tax cap" continues to limit the District's tax collection ability.
- The current national and state budgetary concerns continue to affect the District's funding levels and timing of receipts.
- The successful passage of the April 2011 limiting-rate referendum also affects the future financial health of the District.

Requests for Information

This financial report is designed to provide the District's citizens, taxpayers, and creditors with a general overview of the District's finances and to demonstrate the District's accountability for the money it receives. If you have questions about this report, or need additional financial information, contact the Assistant Superintendent for Finance and Operations, Oak Park Elementary School District 97, 970 West Madison Street, Oak Park, Illinois 60302.

Basic Financial Statements

**Government-Wide
Financial Statements (GWFS)**

Oak Park Elementary School District 97

**Statement of Net Position
June 30, 2014**

	Governmental Activities
Assets	
Current Assets	
Cash and investments	\$ 42,340,968
Receivables:	
Property taxes, net of allowance for uncollectible accounts	27,803,662
Replacement taxes	247,144
Intergovernmental	1,376,183
Interest	17,537
Prepaid asset	216,152
Total current assets	<u>72,001,646</u>
Noncurrent Assets	
Capital assets not being depreciated	3,046,678
Capital assets being depreciated, net	57,421,766
Total noncurrent assets	<u>60,468,444</u>
Total assets	<u>\$ 132,470,090</u>
Liabilities	
Current Liabilities	
Accounts payable	\$ 1,652,129
Accrued liabilities	471,168
Accrued interest	129,976
General obligation bonds	6,020,000
Compensated absences	12,700
Total current liabilities	<u>8,285,973</u>
Long-Term Liabilities, net of current maturities	
Unamortized premium on bonds	319,749
General obligation bonds	19,865,000
Net pension obligation	518,510
Postemployment benefits	5,605,231
Compensated absences	223,797
Total long-term liabilities	<u>26,532,287</u>
Total liabilities	<u>34,818,260</u>
Deferred Inflows of Resources	
Deferred revenue	<u>26,696,785</u>
Net Position	
Net investment in capital assets	42,818,695
Restricted for:	
Debt Service	4,663,281
Transportation	2,353,892
Capital improvements and maintenance	2,120,664
Retirement contributions	513,470
Unrestricted	18,485,043
Total net position	<u>70,955,045</u>
Total liabilities, deferred inflows of resources, and net position	<u>\$ 132,470,090</u>

See Notes to Basic Financial Statements.

Oak Park Elementary School District 97

**Statement of Activities
Year Ended June 30, 2014**

Functions/Programs	Expenses	Program Revenues		Net (Expense), Revenue and Changes in Net Position
		Charges for Services	Operating Grants and Contributions	Governmental Activities
Governmental activities:				
Instruction:				
Regular programs	\$ 31,570,651	\$ 399,461	\$ 5,596	\$ (31,165,594)
Special programs	12,512,743	-	5,531,170	(6,981,573)
Other instructional programs	1,723,013	-	364,750	(1,358,263)
State retirement contributions	14,349,380	-	14,349,380	-
Support services:				
Pupils	3,778,339	-	-	(3,778,339)
Instructional staff	3,295,502	-	163,436	(3,132,066)
General administration	2,601,705	-	-	(2,601,705)
School administration	5,222,378	-	-	(5,222,378)
Business	3,113,385	1,073,333	668,308	(1,371,744)
Transportation	3,196,268	-	1,829,843	(1,366,425)
Operations and maintenance	8,666,899	-	-	(8,666,899)
Central	3,368,200	-	-	(3,368,200)
Other	596,038	-	-	(596,038)
Community services	111,788	-	-	(111,788)
Non-programmed charges	46,126	-	-	(46,126)
Interest and fees	1,810,327	-	-	(1,810,327)
Total governmental activities	<u>\$ 95,962,742</u>	<u>\$ 1,472,794</u>	<u>\$ 22,912,483</u>	<u>(71,577,465)</u>
General revenues:				
Taxes:				
Real estate taxes, general purposes				51,410,269
Real estate taxes, debt service				8,194,630
Corporate property replacement taxes				1,455,916
State aid-formula grants				9,492,154
Interest				98,736
TIF rebate				1,022,057
Miscellaneous				902,681
Total general revenues				<u>72,576,443</u>
Change in net position				998,978
Net position:				
July 1, 2013, as restated (Note 1)				<u>69,956,067</u>
June 30, 2014				<u>\$ 70,955,045</u>

See Notes to Basic Financial Statements.

Fund Financial Statements (FFS)

Oak Park Elementary School District 97

**Balance Sheet
Governmental Funds
June 30, 2014**

	Major Funds		Nonmajor Governmental Funds	Total Governmental Funds
	General Fund	Debt Service Fund		
Assets				
Cash and investments	\$ 31,943,825	\$ 4,729,656	\$ 5,667,487	\$ 42,340,968
Receivables:				
Property taxes	22,379,822	3,805,562	1,618,278	27,803,662
Replacement taxes	239,161	-	7,983	247,144
Intergovernmental	1,376,183	-	-	1,376,183
Prepaid asset	159,184	56,968	-	216,152
Total assets	\$ 56,098,175	\$ 8,592,186	\$ 7,293,748	\$ 71,984,109
Liabilities				
Accounts payable	\$ 1,273,873	\$ 144,890	\$ 233,366	\$ 1,652,129
Accrued liabilities	192,886	-	-	192,886
Compensated absences	12,700	-	-	12,700
Total liabilities	1,479,459	144,890	233,366	1,857,715
Deferred Inflows of Resources				
Deferred revenue	22,068,621	3,654,039	1,553,846	27,276,506
Fund balances				
Restricted for:				
Debt service	-	4,736,289	-	4,736,289
Transportation	-	-	2,353,892	2,353,892
Capital improvements and maintenance	-	-	2,120,664	2,120,664
Retirement contributions	-	-	1,031,980	1,031,980
Nonspendable	159,184	56,968	-	216,152
Unassigned	32,390,911	-	-	32,390,911
Total fund balances	32,550,095	4,793,257	5,506,536	42,849,888
Total liabilities, deferred inflows of resources, and fund balances				
	\$ 56,098,175	\$ 8,592,186	\$ 7,293,748	\$ 71,984,109

See Notes to Basic Financial Statements.

Oak Park Elementary School District 97

**Reconciliation of the Governmental Funds
Balance Sheet to the Statement of Net Position
June 30, 2014**

Total fund balances - governmental funds	\$ 42,849,888
--	---------------

Amounts reported for governmental activities in the statement of net position are different because:

Capital assets used in governmental activities are not current financial resources and, therefore, are not reported in the funds.	60,468,444
---	------------

Interest receivable is recognized in the government-wide financial statements but not in the fund financial statements because it is not available.	17,537
---	--------

Certain grant revenue is reported as deferred inflows of resources in the fund financial statements because it is not available but is recognized as revenue in the government-wide financial statements.	
State grants	579,721

Premiums on bonds that are other financing sources in the fund financial statements are liabilities that are amortized over the life of the bonds in the government-wide financial statements.	(319,749)
--	-----------

Some liabilities reported in the statement of net position do not require the use of current financial resources and, therefore, are not reported as liabilities in governmental funds.

These liabilities consist of:

Accrued interest	(129,976)
Health insurance claims incurred but not reported	(278,282)
Net pension obligation	(518,510)
Postemployment benefits	(5,605,231)
Compensated absences	(223,797)
General obligation bonds	<u>(25,885,000)</u>

Net position of governmental activities	<u>\$ 70,955,045</u>
---	----------------------

See Notes to Basic Financial Statements.

Oak Park Elementary School District 97

Statement of Revenues, Expenditures and Changes in Fund Balances

Governmental Funds

Year Ended June 30, 2014

	Major Funds		Nonmajor Governmental Funds	Total Governmental Funds
	General Fund	Debt Service Fund		
Revenues:				
Property taxes	\$ 47,866,668	\$ 8,194,630	\$ 3,543,601	\$ 59,604,899
Corporate property replacement taxes	1,414,604	-	41,312	1,455,916
Charges for services	1,472,794	-	-	1,472,794
Unrestricted state aid	9,492,154	-	-	9,492,154
Restricted state aid	17,992,356	-	1,829,843	19,822,199
Restricted federal aid	2,892,911	-	-	2,892,911
Interest	97,167	659	1,867	99,693
TIF rebate	1,022,057	-	-	1,022,057
Other	493,105	2,154	407,422	902,681
Total revenues	82,743,816	8,197,443	5,824,045	96,765,304
Expenditures:				
Current:				
Instruction:				
Regular programs	29,648,277	-	420,147	30,068,424
Special programs	11,409,598	-	507,751	11,917,349
Other instructional programs	1,598,117	-	42,910	1,641,027
State retirement contributions	14,349,380	-	-	14,349,380
Support services:				
Pupils	3,509,337	-	89,217	3,598,554
Instructional staff	3,049,515	-	89,177	3,138,692
General administration	2,454,179	-	23,729	2,477,908
School administration	3,453,167	-	199,249	3,652,416
Business	2,861,507	-	103,733	2,965,240
Transportation	4,119	-	3,192,149	3,196,268
Operations and maintenance	5,878,174	-	2,376,328	8,254,502
Central	2,980,136	-	166,473	3,146,609
Community services	106,089	-	380	106,469
Non-programmed charges	43,931	-	-	43,931
Capital outlay	249,449	-	2,748,070	2,997,519
Debt service:				
Principal	-	5,740,000	-	5,740,000
Interest and fees	-	1,949,729	-	1,949,729
Bond issuance costs	64,386	-	-	64,386
Leases and other	-	605,064	-	605,064
Total expenditures	81,659,361	8,294,793	9,959,313	99,913,467
Excess (deficiency) of revenues over (under) expenditures	1,084,455	(97,350)	(4,135,268)	(3,148,163)
Other financing sources (uses):				
Transfers in	-	566,029	3,086,000	3,652,029
Transfers (out)	(3,652,029)	-	-	(3,652,029)
Bond proceeds	2,980,000	-	-	2,980,000
Premium on bonds	169,386	-	-	169,386
Total other financing sources (uses)	(502,643)	566,029	3,086,000	3,149,386
Net change in fund balances	581,812	468,679	(1,049,268)	1,223
Fund balances:				
July 1, 2013	31,968,283	4,324,578	6,555,804	42,848,665
June 30, 2014	\$ 32,550,095	\$ 4,793,257	\$ 5,506,536	\$ 42,849,888

See Notes to Basic Financial Statements.

Oak Park Elementary School District 97

**Reconciliation of the Governmental Funds
Statement of Revenues, Expenditures and Changes in Fund Balances
to the Statement of Activities
Year Ended June 30, 2014**

Net change in fund balances—total governmental funds	\$	1,223
Amounts reported for governmental activities in the statement of activities are different because:		
Revenues that are reported as deferred inflows of resources in the fund financial statements because they are not available but are recognized as revenue in the government-wide statement of activities:		
State grants		197,374
Interest		(957)
Governmental funds report capital outlays as expenditures paid while governmental activities report depreciation expense to allocate those expenditures over the lives of the assets. This is the amount by which depreciation exceeded capital outlays in the current period.		
Capital outlays	\$ 2,679,045	
Depreciation expense	<u>(3,195,523)</u>	(516,478)
In governmental funds, long-term debt issued is considered an other financing source but in the statement of net position, long-term debt is reported as a liability.		
General obligation bonds issued		(2,980,000)
Premiums on bonds are recorded as other financing sources in the fund financial statements, but the premium is recorded as a liability in the statement of net position and is amortized over the life of the bonds.		
Premium on bonds issued		(169,386)
Amortization of bond premium		119,490
Repayment of principal on long-term debt is an expenditure in the governmental funds, but the repayment reduces long-term liabilities in the statement of net position.		
General obligation bonds		5,740,000
Capital leases		9,026
Some expenses reported in the statement of activities do not require the use of current financial resources and, therefore, are not reported as expenditures in governmental funds. These activities consist of:		
Decrease in health insurance claims incurred but not reported	15,721	
Decrease in accrued interest	19,912	
(Increase) in net pension obligation	(42,900)	
(Increase) in postemployment benefits	(1,298,194)	
(Increase) in compensated absences	(46,392)	
Loss on retirement of capital assets	<u>(49,461)</u>	(1,401,314)
Change in net position of governmental activities	\$	<u><u>998,978</u></u>

See Notes to Basic Financial Statements.

Oak Park Elementary School District 97

Statement of Fiduciary Assets and Liabilities

Agency Fund

June 30, 2014

	<u>Agency Student Activity Fund</u>
Assets, cash	<u>\$ 621,588</u>
Liabilities, due to student groups	<u>\$ 621,588</u>

See Notes to Basic Financial Statements.

Oak Park Elementary School District 97

Notes to Basic Financial Statements

Note 1. Nature of Operations, Financial Reporting Entity, Basis of Presentation, Measurement Focus and Basis of Accounting, and Significant Accounting Policies

Nature of Operations

Oak Park Elementary School District 97 ("District") operates as a public school system under the direction of its Board of Education. The District is organized under The School Code of the State of Illinois ("School Code"), as amended. The District also operates a school lunch and breakfast program and provides student transportation services.

The accounting policies of the District conform to accounting principles generally accepted in the United States of America as applicable to governments. The Governmental Accounting Standards Board ("GASB") is the accepted standard-setting body for establishing governmental accounting and financial reporting principles. The following is a summary of the more significant accounting policies:

Financial Reporting Entity

As defined by generally accepted accounting principles established by the GASB, the financial reporting entity consists of the primary government, as well as component units, which are legally separate organizations for which elected officials of the primary government are financially accountable. Financial accountability is defined as:

- 1) Appointment of a voting majority of the component unit's board, and either a) the ability to impose will by the primary government, or b) the possibility that the component unit will provide a financial benefit to or impose a financial burden on the primary government; or
- 2) Fiscal dependency on the primary government and the possibility that the component unit will provide a financial benefit to or impose a financial burden on the primary government

Financial benefit or financial burden is created if any one of the following relationships exists:

- 1) The primary government is legally entitled to or has access to the component unit's resources.
- 2) The primary government is legally required or has assumed the obligation to finance the deficits of, provide support to, the component unit.
- 3) The primary government is obligated in some manner for the other component unit's debt.

Based upon the application criteria, no component units have been included within the reporting entity.

Basis of Presentation

Government-Wide Financial Statements: The government-wide Statement of Net Position and Statement of Activities report the overall financial activity of the District. Eliminations have been made to minimize the double counting of internal activities of the District. The financial activities of the District consist of governmental activities, which are primarily supported by taxes and intergovernmental revenues.

Oak Park Elementary School District 97

Notes to Basic Financial Statements

Note 1. Nature of Operations, Financial Reporting Entity, Basis of Presentation, Measurement Focus and Basis of Accounting, and Significant Accounting Policies (continued)

Basis of Presentation (continued)

The Statement of Activities demonstrates the degree to which the direct expenses of a given function (i.e., instruction, support services, etc.) are offset by program revenues. Direct expenses are those that are clearly identifiable with a specific function. Program revenues include (a) charges paid by the recipients of goods or services offered by the programs (including fines and fees), and (b) grants and contributions that are restricted to meeting the operational requirements of a particular program. Revenues that are not classified as program revenues, including all taxes, are presented as general revenues.

Fiduciary funds are excluded from the government-wide financial statements.

Fund Financial Statements: Separate financial statements are provided for governmental funds and fiduciary (agency) funds, even though the latter are excluded from the government-wide financial statements. The fund financial statements provide information about the District's funds. The District has the following governmental funds - General, Special Revenue, Debt Service, and Capital Projects. The emphasis of fund financial statements is on major governmental funds, each displayed in a separate column.

The District administers the following major governmental funds:

General Fund – This is the District's primary operating fund. It accounts for all financial resources of the general government, except those required to be accounted for in another fund.

Debt Service Fund – This fund accounts for the accumulation of resources for, and the payment of, long-term debt principal, interest and related costs.

All remaining governmental funds are aggregated and reported as nonmajor governmental funds.

Additionally, the District administers an agency fund that is used to account for assets held by the District in an agency capacity. These funds are held on behalf of the students of the District.

Measurement Focus and Basis of Accounting

Measurement focus is a term used to describe "how" transactions are recorded within the various financial statements. Basis of accounting refers to "when" transactions are recorded regardless of the measurement focus applied.

The government-wide financial statements are reported using the economic resources measurement focus and the accrual basis of accounting. Revenues are recorded when earned and expenses are recorded at the time liabilities are incurred, regardless of when the related cash flow takes place. Nonexchange transactions, in which the District gives (or receives) value without directly receiving (or giving) equal value in exchange, include various taxes, state-shared revenues and various state, federal and local grants. On an accrual basis, revenues from taxes are recognized when the District has a legal claim to the resources and for property taxes in the year for which they are levied (i.e., intended to finance). Grants, entitlements, state-shared revenues and similar items are recognized in the fiscal year in which all eligibility requirements imposed by the provider have been met.

Oak Park Elementary School District 97

Notes to Basic Financial Statements

Note 1. Nature of Operations, Financial Reporting Entity, Basis of Presentation, Measurement Focus and Basis of Accounting, and Significant Accounting Policies (continued)

Measurement Focus and Basis of Accounting (continued)

Governmental fund financial statements are reported using the current financial resources measurement focus and the modified accrual basis of accounting. Revenues are recognized as soon as they are both measurable and available. Revenues are considered to be available when they are collectible within the current period or soon enough thereafter to pay liabilities of the current period. For this purpose, the District considers revenues to be available if they are collected within 60 days of the end of the current fiscal year. Significant revenue sources which are susceptible to accrual include property taxes, other taxes, grants, and interest. All other revenue sources are considered to be measurable and available only when cash is received. Expenditures generally are recorded when the liability is incurred, as under accrual accounting. However, in the governmental fund financial statements, compensated absences are recorded only when payment is due (upon employee retirement or termination). General capital asset acquisitions are reported as expenditures in governmental funds.

Significant Accounting Policies

Property taxes

Property taxes are levied each year on all taxable real property in the District on or before the last Tuesday in December. The 2013 tax levy was passed by the Board of Education in December 2013, and attached as an enforceable lien on the property as of the preceding January 1. These taxes become due and collectible in March and August 2014 and are collected by the county collector who in turn remits to the District its respective share. The District receives these remittances within one month of the collection dates. For all funds, the District recognizes property tax revenue in the year for which they are levied (i.e. intended to finance) provided they are collected within 60 days after year-end with the remaining portion of the levy to be recognized in the following fiscal year. Property taxes not collected within 60 days after year-end or collected prior to the year they are intended to finance are reflected as deferred inflows of resources in the current year. This methodology conforms to the measurable and available criteria for revenue recognition. A reduction for collection losses, based on historical collection experience, has been provided to reduce the taxes receivable to the estimated amounts to be collected. At June 30, 2014, the allowance for uncollectible amounts was approximately 3 percent of the total levy, or \$1,799,627.

The Property Tax Extension Limitation Law imposes mandatory property tax limitations on the ability of taxing districts in Illinois to raise revenues through unlimited property tax increases. The increase in property tax extensions is limited to the lesser of five percent or the percentage increase in the Consumer Price Index for all Urban Consumers. The limitation includes taxes levied for purposes without a statutory maximum rate. The amount of the limitation may be adjusted for new property added or annexed to the tax base or due to voter approved increases.

Cash and Investments

Cash resources from all governmental funds are combined to form a pool of cash and temporary investments. Interest income earned is allocated based on each fund's proportionate share of the total funds invested. State law requires that all deposits of the Student Activity Fund be kept separate and apart from all other funds of the District. The District's investments are reported at fair values.

Interfund Receivables, Payables, and Activity

Loans – amounts provided with a requirement for repayment. Interfund loans are reported as due from other funds in lender funds and due to other funds in borrower funds for short-term borrowings and advances to other funds in lender funds and advances from other funds in borrower funds for long-term borrowings. Amounts are eliminated in the government-wide statement of net position.

Oak Park Elementary School District 97

Notes to Basic Financial Statements

Note 1. Nature of Operations, Financial Reporting Entity, Basis of Presentation, Measurement Focus and Basis of Accounting, and Significant Accounting Policies (continued)

Significant Accounting Policies (continued)

Reimbursements – repayments from the funds responsible for particular expenditures or expenses to the funds that initially paid for them. Reimbursements are reported as expenditures in the reimbursing fund and as a reduction of expenditures in the reimbursed fund.

Transfers – flows of assets (such as cash or goods) without equivalent flows of assets in return and without a requirement for repayment. In governmental funds, transfers are reported as other financing uses in the funds making transfers and as other financing sources in the funds receiving transfers.

Capital Assets

Capital assets which include land, buildings, and other equipment, are reported in the government-wide Statement of Net Position. Capital assets are defined as assets with an initial individual cost of more than \$2,500, and an estimated useful life of greater than one year. Additions or improvements that significantly extend the useful life of an asset, or that significantly increase the capacity of an asset are capitalized in the government-wide financial statements. Expenditures for asset acquisitions and improvements are stated as capital outlay expenditures in the governmental funds. The District also has various capital leases for copy machines included within the capital assets balance.

These assets have been valued at historical cost if purchased or constructed. Donated assets are recorded at their estimated fair market value at the date of donation.

The cost of normal maintenance and repairs that do not add to the value of the asset or materially extend the assets' lives are not capitalized.

Depreciation of capital assets is recorded in the Statement of Activities with accumulated depreciation reflected in the Statement of Net Position and is provided on the straight-line basis over the following estimated useful lives:

Land improvements	15 - 20 years
Buildings	20 - 75 years
Other equipment	5 - 25 years

Deferred Inflows of Resources and Unearned Revenue

The District reports both deferred inflows of resources and unearned revenues (liabilities) on its financial statements. Deferred inflows of resources arise when potential revenue does not meet both the "measurable" and "available" criteria for recognition in the current period for the governmental funds. Additionally, deferred inflows of resources arise when revenues associated with imposed nonexchange revenue transactions (property taxes) are received or reported as a receivable before the period for which they are levied. Unearned revenues also arise when resources are received by the District before it has a legal claim to them, as when grant monies are received prior to the fulfillment of eligibility requirements. In subsequent periods, when revenue recognition criteria are met or when the District has a legal claim to the resources, the liability for unearned revenue is removed from the financial statements and revenue is recognized.

Oak Park Elementary School District 97

Notes to Basic Financial Statements

Note 1. Nature of Operations, Financial Reporting Entity, Basis of Presentation, Measurement Focus and Basis of Accounting, and Significant Accounting Policies (continued)

Significant Accounting Policies (continued)

Compensated Absences

Under terms of employment, employees are granted sick leave and vacations in varying amounts. Only benefits considered to be vested are disclosed in these statements.

All vested vacation and sick leave pay is accrued when incurred in the government-wide financial statements. A liability for these amounts is reported in the governmental funds only if they have matured, for example, as a result of employee resignations and retirements, or are payable with expendable financial resources. These amounts are recorded in the fund from which the employees who have accumulated vacation leave are paid from.

Payments for vacation and sick leave will be made at rates in effect when the benefits are used. Accumulated vacation and sick leave liabilities at June 30, 2014 are determined on the basis of current salary rates and include salary-related payments.

Employees who work a twelve-month year are entitled to be compensated for vacation time. Vacations are usually taken within the fiscal year, but are allowed to be carried over for a period of six months after year-end. The entire compensated balances liability is reported on the government-wide financial statements.

All certified employees receive a specified number of sick days per year depending on the years of service, in accordance with the agreement between the Board of Education and the Education Association. Unused sick leave days accumulate to a maximum of 240 days. When an employee with 10 or more years of service resigns from the District, he/she will be reimbursed for any remaining unused sick days at a rate of \$15 per day. Upon notifying the District of retirement, a certified employee will gain an additional 220 sick days in their final year of employment which will not be paid out, but may be applied toward service credit for TRS.

The General Fund is typically used to liquidate these liabilities.

Long-Term Obligations

In the government-wide financial statements, long-term debt and other long-term obligations, including compensated absences and postemployment benefits, are reported as liabilities in the Statement of Net Position. Items such as premiums, discounts and gains or losses on bond sales are capitalized and amortized over the life of the related debt.

In the fund financial statements, the face amount of debt issued is reported as other financing sources. Premiums received on debt issuances are reported as other financing sources while discounts on debt issuances are reported as other financing uses. Issuance costs, whether or not withheld from the actual debt proceeds received, are reported as debt service expenditures.

Oak Park Elementary School District 97

Notes to Basic Financial Statements

Note 1. Nature of Operations, Financial Reporting Entity, Basis of Presentation, Measurement Focus and Basis of Accounting, and Significant Accounting Policies (continued)

Significant Accounting Policies (continued)

Net Position

The District's government-wide net position is reported in three categories:

Net investment in capital assets consists of capital assets, net of accumulated depreciation and reduced by outstanding balances for bonds and other debt that are attributable to the acquisition, construction, or improvement of those assets and the associated deferred outflows of resources.

Restricted net position results when constraints placed on net position use are either externally imposed by creditors, grantors, contributors, and the like, or imposed by law through constitutional provisions or enabling legislation.

Unrestricted net position consists of net position that do not meet the criteria of the two preceding categories.

When both restricted and unrestricted resources are available for use, it is the District's policy to use restricted resources first, then unrestricted resources as they are needed.

Fund Balances

Within the governmental fund types, the District's fund balances are reported in one of the following classifications:

Nonspendable – includes amounts that cannot be spent because they are either: a) not in spendable form; or b) legally or contractually required to be maintained intact. At June 30, 2014, the District had nonspendable fund balance amounts totaling \$216,152.

Restricted – includes amounts that are restricted to specific purposes, that is, when constraints placed on the use of resources are either: a) externally imposed by creditors (such as through debt covenants), grantors, contributors, or laws or regulations of other governments; or b) imposed by law through constitutional provisions or enabling legislation.

Committed – includes amounts that can only be used for specific purposes pursuant to constraints imposed by formal action of the District's highest level of decision-making authority. Committed amounts cannot be used for any other purpose unless the District removes or changes the specified use by taking the same type of action it employed to previously commit those amounts. The District's highest level of decision-making authority rests with the District's Board of Education. The District passes formal resolutions to commit their fund balances. At June 30, 2014, the District has no committed fund balance amounts.

Assigned – includes amounts that are constrained by the District's *intent* to be used for specific purposes, but that are neither restricted nor committed. Intent is expressed by: a) the District's Board of Education itself; or b) a body or official to which the Board of Education has delegated the authority to assign amounts to be used for specific purposes. The District's Board of Education has not delegated authority to any other body or official to assign amounts for a specific purpose within the General Fund. Within the other governmental fund types (special revenue, debt service, capital projects) resources are assigned in accordance with the established fund purpose and approved budget/appropriation. Residual fund balances in these fund types that are not restricted or committed are reported as assigned. At June 30, 2014, the District has no assigned fund balance amounts.

Oak Park Elementary School District 97

Notes to Basic Financial Statements

Note 1. Nature of Operations, Financial Reporting Entity, Basis of Presentation, Measurement Focus and Basis of Accounting, and Significant Accounting Policies (continued)

Significant Accounting Policies (continued)

Unassigned – includes the residual fund balance that has not been restricted, committed, or assigned within the general fund and deficit fund balances of other governmental funds.

It is the District's policy to consider restricted resources to have been spent first when an expenditure is incurred for which both restricted and unrestricted (i.e. committed, assigned or unassigned) fund balances are available, followed by committed and then assigned fund balances. Unassigned amounts are used only after the other resources have been used.

The General Fund includes the Working Cash stabilization account. Under the State of Illinois School Code ("School Code"), the District is authorized to incur indebtedness and issue bonds and to levy a tax annually on all taxable property of the District in order to enable the District to have in its treasury at all times sufficient money to meet demands thereon. These working cash funds may be lent to other District governmental funds in need, but may only be expended for other purposes upon the passage of a resolution by the Board of Education to abolish the funds to the educational account, of the General Fund, or abate the fund to any fund of the District most in need. At June 30, 2014, the District had working cash stabilization fund balances of \$6,075,913 that have been classified as unassigned fund balances in the General fund.

Eliminations and Reclassifications

In the process of aggregating data for the government-wide Statement of Activities, some amounts reported as interfund activity and interfund balances in the funds are eliminated or reclassified.

Use of Estimates

The preparation of financial statements in conformity with generally accepted accounting principles requires management to make estimates and assumptions that affect the reported amounts of assets, deferred outflows of resources, liabilities, deferred inflows of resources and disclosures of contingent assets and liabilities at the date of the financial statements, and the reported amount of revenues and expenditures during the period. Actual results could differ from these estimates.

Restatement

The GASB has issued Statement No. 65, *Items Previously Recorded as Assets and Liabilities* ("GASB 65"), which was adopted by the District for the year ended June 30, 2014. GASB 65 now establishes accounting and financial reporting standards that reclassify, as deferred outflows of resources or deferred inflows of resources, certain items that were previously reported as assets and liabilities and recognizes, as outflows of resources or inflows of resources, certain items that were previously reported as assets and liabilities. In accordance with GASB 65, the District now reports deferred inflows of resources on its financial statements. In addition, the impact of implementing this statement resulted in a restatement of the beginning net position for governmental activities to expense previously capitalized unamortized bond issuance costs.

Oak Park Elementary School District 97

Notes to Basic Financial Statements

Note 1. Nature of Operations, Financial Reporting Entity, Basis of Presentation, Measurement Focus and Basis of Accounting, and Significant Accounting Policies (continued)

Significant Accounting Policies (continued)

The District's net position at June 30, 2013 has been restated as follows:

	<u>Governmental Activities</u>
Net position, June 30, 2013	\$ 70,059,896
Previously capitalized unamortized bond issuance costs	<u>(103,829)</u>
Net Position as restated, June 30, 2013	<u>\$ 69,956,067</u>

Note 2. Cash and Investments

Deposits

State statutes authorize the District to make deposits directly to interest bearing depository accounts in federally insured and/or state chartered banks, savings and loan associations and credit unions. As of June 30, 2014, the District had deposits with federally insured financial institutions of \$21,053,950 with bank balances totaling \$22,363,485.

Custodial credit risk – deposits. In the case of deposits, this is the risk that in the event of bank failure, the District's deposits may not be returned to it. The District's investment policy limits exposure to deposit custodial credit risk by requiring all deposits in excess of FDIC insurable limits to be secured by collateral in the event of default or failure of the financial institution holding the funds. As of June 30, 2014, the District's entire bank balance was fully insured and/or collateralized.

Investments

As of June 30, 2014, the District had the following investments:

	<u>Fair Value, weighted average maturity less than 1 year</u>
Illinois School District Liquid Asset Fund Plus - Liquid Class	\$ 7,368,376
Illinois School District Liquid Asset Fund Plus - Max Class	2,341,398
Illinois Metropolitan Investment Fund	<u>12,198,832</u>
	<u>\$ 21,908,606</u>

Oak Park Elementary School District 97

Notes to Basic Financial Statements

Note 2. Cash and Investments (continued)

Interest Rate Risk – The District’s investment policy does not limit its investment portfolio to specific maturities.

Illinois School District Liquid Asset Fund Plus is a not-for-profit pooled investment trust formed pursuant to the Illinois Municipal Code and managed by a Board of Directors elected from the participating members. Illinois School District Liquid Asset Fund Plus is not registered with the SEC as an investment company. Investments in Illinois School District Liquid Asset Fund Plus are valued at Illinois School District Liquid Asset Fund Plus’s share price, which is the price the investment could be sold for.

Illinois Metropolitan Investment Fund is a not-for-profit investment trust formed pursuant to the Illinois Municipal Code. The investment fund is controlled by and for Illinois public funds managers and finance officers to enhance investment opportunity. Investments in Illinois Metropolitan Investment Fund are valued at Illinois Metropolitan Investment Fund’s share price, which is the price the investment could be sold for.

Credit Risk – State statutes authorize the District to invest in direct obligations of, or obligations guaranteed by, the United States Treasury or agencies of the United States and short-term obligations of corporations organized in the United States with assets exceeding \$500,000,000. The District is also authorized to invest in the Illinois School District Liquid Asset Fund Plus and the Illinois Metropolitan Investment Fund (“IMET”). The District restricted its investments to only those investments described above.

As of June 30, 2014, the District’s investments in the Illinois School District Liquid Asset Fund Plus were rated AAAM by Standard & Poor’s, and the District’s investments in IMET were rated Aaa by Moody’s.

Concentration of Credit Risk – The District’s investment policy restricts the amount of investment in any one issuer. None of the District’s investments are exposed to concentration of credit risk.

Custodial Credit Risk – Investments - For an investment, this is the risk that, in the event of the failure of the counterparty, the District will not be able to recover the value of its investments or collateral securities that are in the possession of an outside party. The Illinois School District Liquid Asset Fund Plus and IMET investments are not subject to custodial credit risk. The District’s investment policy limits exposure to investment custodial credit risk requiring all investments be secured by private insurance or collateral.

The above deposits of \$21,053,950 and investments of \$21,908,606 that total \$42,962,556 are presented in the basic financial statements as cash and investments as follows:

Statement of Net Position, governmental activities	\$ 42,340,968
Statement of Fiduciary Assets and Liabilities, agency fund	621,588
	<u>\$ 42,962,556</u>

Oak Park Elementary School District 97

Notes to Basic Financial Statements

Note 3. Capital Assets

Capital asset balances and activity for the year ended June 30, 2014, are as follows:

	Balance July 1, 2013	Additions	Retirements	Balance June 30, 2014
Governmental Activities:				
Capital Assets, not being depreciated:				
Land	\$ 3,046,678	\$ -	\$ -	\$ 3,046,678
Construction in process	986,065	-	(986,065)	-
Total capital assets not being depreciated	<u>4,032,743</u>	-	(986,065)	<u>3,046,678</u>
Capital Assets, being depreciated:				
Land improvements	2,863,890	2,186,786	-	5,050,676
Buildings	88,801,505	1,002,574	-	89,804,079
Other equipment	7,764,972	475,750	(3,375,083)	4,865,639
Total capital assets being depreciated	<u>99,430,367</u>	3,665,110	(3,375,083)	<u>99,720,394</u>
Less accumulated depreciation:				
Land improvements	(580,650)	(196,202)	-	(776,852)
Buildings	(34,922,933)	(2,419,460)	-	(37,342,393)
Other equipment	(6,925,144)	(579,861)	3,325,622	(4,179,383)
Total accumulated depreciation	<u>(42,428,727)</u>	(3,195,523)	3,325,622	<u>(42,298,628)</u>
Total capital assets being depreciated, net	<u>57,001,640</u>	469,587	(49,461)	<u>57,421,766</u>
Governmental activities Capital assets, net	<u>\$ 61,034,383</u>	\$ 469,587	\$ (1,035,526)	<u>\$ 60,468,444</u>

Oak Park Elementary School District 97

Notes to Basic Financial Statements

Note 3. Capital Assets (continued)

Depreciation expense was charged to governmental activities as follows:

Instruction:	
Regular programs	\$ 1,353,088
Special education	536,284
Other instructional programs	73,847
Support services:	
Pupils	161,936
Instructional staff	141,242
General administration	111,507
School administration	164,360
Business	133,437
Central	141,598
Operations and maintenance	371,455
Community services	4,791
Non-programmed charges	1,978
	<hr/>
	\$ 3,195,523
	<hr/> <hr/>

Note 4. Lease Commitments

The District leases equipment under noncancelable operating leases. The total expenditures related to such leases was \$501,624 for the year ended June 30, 2014. At June 30, 2014, future minimum lease payments on these leases are as follows:

<u>Year Ending June 30:</u>	
2015	\$ 458,637
2016	118,583
2017	41,545
2018	33,889
2019	12,506
Total	<hr/>
	\$ 665,160
	<hr/> <hr/>

Oak Park Elementary School District 97

Notes to Basic Financial Statements

Note 5. Long-Term Obligations

Long-term obligation balances and activity for the year ended June 30, 2014, as well as obligations due within one year are as follows:

	General Obligation Bonds	Capital Leases	Compensated Absences	Totals
Balance, July 1, 2013	\$ 28,645,000	\$ 9,026	\$ 190,105	\$ 28,844,131
Debt issued	2,980,000	-	-	2,980,000
Retirements	(5,740,000)	(9,026)	(190,105)	(5,939,131)
Additions	-	-	236,497	236,497
Balance, June 30, 2014	<u>\$ 25,885,000</u>	<u>\$ -</u>	<u>\$ 236,497</u>	<u>\$ 26,121,497</u>
Amounts due within one year	<u>\$ 6,020,000</u>	<u>\$ -</u>	<u>\$ 12,700</u>	<u>\$ 6,032,700</u>

As of June 30, 2014, the District has unamortized premium on bonds of \$319,749 which is recorded as a liability on the statement of net position.

In prior years, the District defeased certain general obligation and other bonds by placing the proceeds of new bonds in an irrevocable trust to provide for all future debt service payments on the old bonds. Accordingly, the trust account assets and the liability for the defeased bonds are not included in the District's financial statements. At June 30, 2014, \$5,272,318 of bonds outstanding are considered defeased.

On December 12, 2013, the District issued \$2,980,000 of General Obligation Limited School Bonds, Series 2013 with an average interest rate of 2.94 percent, for the purpose of increasing the working cash of the District.

Interest rates on the outstanding bonds and capital leases range from 1.00 percent to 5.30 percent. As of June 30, 2014, the future annual debt service requirements on the outstanding long-term debt excluding employment benefits and compensated absences are as follows:

Year Ending June 30,	General Obligation Bonds		Total
	Principal	Interest	
2015	\$ 6,020,000	\$ 1,641,000	\$ 7,661,000
2016	6,240,000	1,273,800	7,513,800
2017	5,785,000	895,575	6,680,575
2018	3,750,000	536,850	4,286,850
2019	4,090,000	184,050	4,274,050
	<u>\$ 25,885,000</u>	<u>\$ 4,531,275</u>	<u>\$ 30,416,275</u>

The District's estimated legal debt limitation of \$94,475,908 based on 6.9 percent of the estimated 2013 equalized assessed valuation of \$1,369,216,060, less the outstanding general obligation bonds of \$25,885,000, results in a legal debt margin of \$68,590,908.

Oak Park Elementary School District 97

Notes to Basic Financial Statements

Note 6. Risk Management

The District is exposed to various risks related to employee health benefits; workers' compensation claims; theft of, damage to, and destruction of assets; and natural disasters. To protect from such risks, the District participates in the following public entity risk pools: School Employee Loss Fund ("SELF") for workers' compensation claims, and Collective Liability Insurance Cooperative ("CLIC") for property damage and injury claims. The District pays annual premiums to the pools for insurance coverage. The arrangements with the pools provide that each will be self-sustaining through member premiums and will reinsure through commercial companies for claims in excess of certain levels established by the pools, of which the District has none.

The District is self-insured for medical coverage that is provided to District personnel. A third-party administrator administers claims for a monthly fee per participant. Expenditures are recorded as incurred in the form of direct contributions from the District to the third-party administrator for payment of employee health claims and administration fees. The District's liability will not exceed \$130,000 per employee or \$3,720,187 in the aggregate, as provided by stop-loss provisions incorporated in the plan.

At June 30, 2014, total unpaid claims, including an estimate of claims that have been incurred but not reported to the administrative agent, totaled \$278,282. The estimates are developed based on reports prepared by the administrative agent. The District does not allocate overhead costs or other nonincremental costs to the claims liability.

For the two years ended June 30, 2014 and June 30, 2013, changes in the liability reported in the Government-Wide Financial Statements for unpaid claims are summarized as follows:

	Claims Payable Beginning of Year	Current Year Claims and Changes in Estimates	Claims Payments	Claims Payable End of Year
Fiscal Year 2014	\$ 294,003	\$ 4,052,849	\$ 4,068,570	\$ 278,282
Fiscal Year 2013	\$ 341,290	\$ 4,456,653	\$ 4,503,940	\$ 294,003

Year-end amounts are included in accrued liabilities in the Statement of Net Position.

Note 7. Postemployment Benefits

Plan Description. The District provides postemployment medical and dental healthcare benefits to educational support employees who contribute to the Illinois Municipal Retirement Fund ("IMRF"). For the special District subsidy, the member must have worked at least 10 years at retirement. Certified employees and Administrators who contribute to the Teachers' Retirement service ("TRS") are eligible for post-retirement medical and dental coverage if they have worked at least 10 years prior to retirement.

This is a single-employer plan. The Retiree Health Plan does not issue a publicly available financial report.

Both certified and support staff may elect coverage for medical plans (whether PPO or HMO) or dental plans (PPO or HMO).

Oak Park Elementary School District 97

Notes to Basic Financial Statements

Note 7. Postemployment Benefits (continued)

Funding Policy. The required contribution is based on projected pay-as-you-go financing requirements. The funding policy of the District may be amended by the School Board. For fiscal year 2014, the District contributed \$225,835 to the plan.

Retirees may elect to cover themselves and their spouses or families. For most staff, the District will pay 60 percent of the cost of the HMO employee-only rate. Administrators are subsidized at 89 percent of the HMO employee-only rate. Retirees from the lunchroom are only allowed to retain coverage for themselves. The subsidies are the same for the dental plan.

The subsidy remains for up to 4 years or until age 65, whichever occurs first.

Annual OPEB Cost and Net OPEB Obligation. The District’s annual other postemployment benefit (“OPEB”) cost (expense) is calculated based on the *annual required contribution of the employer* (“ARC”), an amount actuarially determined in accordance with the parameters of GASB Statement 45. The ARC represents a level of funding that, if paid on an ongoing basis, is projected to cover normal cost each year and amortize any unfunded actuarial liabilities (or funding excess) over a period not to exceed 30 years. The District’s net OPEB obligation at June 30, 2014 is included as a liability on the Statement of Net Position as “postemployment benefits.”

The following table shows the components of the District’s annual OPEB cost for the year ended June 30, 2014, the amount actually contributed to the plan, and changes in the District’s net OPEB obligation to the plan:

Annual required contribution	\$ 1,351,748
Interest on net OPEB obligation	172,281
Annual OPEB cost	<u>1,524,029</u>
Contributions made	<u>(225,835)</u>
Increase in net OPEB obligation	1,298,194
Net OPEB obligation beginning of year	<u>4,307,037</u>
Net OPEB obligation end of year	<u><u>\$ 5,605,231</u></u>

The District’s annual OPEB cost, the percentage of annual OPEB cost contributed to the plan, and the net OPEB obligation for 2014 and the two preceding years were as follows:

Fiscal Year Ending	Annual OPEB Cost	Percentage of Annual OPEB Cost Contributed	Net OPEB Obligation
June 30, 2014	\$ 1,524,029	15%	\$ 5,605,231
June 30, 2013	1,324,509	19	4,307,037
June 30, 2012	1,221,734	33	3,229,891

Oak Park Elementary School District 97

Notes to Basic Financial Statements

Note 7. Postemployment Benefits (continued)

Funded Status and Funding Progress. As of July 1, 2012, the most recent actuarial valuation date, the plan was not funded. The actuarial accrued liability for benefits was \$12,247,398, and the actuarial value of assets was \$0, resulting in an unfunded actuarial accrued liability ("UAAL") of \$12,247,398. The covered payroll (annual payroll of active employees covered by the plan) was \$43,287,776 and the ratio of the UAAL to covered payroll was 28 percent.

Actuarial valuations of an ongoing plan involve estimates of the value of reported amounts and assumptions about the probability of occurrence of events far into the future. Examples include assumptions about the future employment, mortality, and the healthcare cost trend. Amounts determined reporting the funded status of the plan and the annual required contributions of the employer are subject to continual revision as actual results are compared with past expectations and new estimates are made about the future. The schedule of funding progress, presented as required supplementary information following the notes to the financial statements presents multiyear trend information about whether the actuarial value of plan assets is increasing or decreasing over time relative to the actuarial accrued liabilities for benefits.

Actuarial Methods and Assumptions. Projections of benefits for financial reporting purposes are based on the substantive plan (the plan as understood by the employer and the plan members) and include the types of benefits provided at the time of each valuation and the historical pattern of sharing of benefit costs between the employer and plan members to that point. The actuarial methods and assumptions used include techniques that are designed to reduce the effects of short-term volatility in actuarial accrued liabilities and the actuarial value of assets, consistent with the long-term perspective of the calculations.

In the July 1, 2012 actuarial valuation (most recent available), the projected unit credit ("PUC") method was used. This cost method produces an explicit normal cost and actuarial accrued liability. The normal cost represents the portion of the present value which is allocated to the valuation year by the actuarial cost method. Under PUC, the current year's portion is equal to the present value of benefit ("PVB") divided by the total credited service at the anticipated retirement date. The actuarial accrued liability ("AAL") represents the present value of past service liability of the employee's total PVB. Under PUC, $AAL = PVB \times \text{ratio of the participant's credited service to the total credited service at the anticipated retirement date}$.

The actuarial assumptions included a 4.5 percent investment rate of return (net of administrative expenses), a general inflation rate of 3.0 percent, annual projected salary increases of 3.0 percent, and an annual healthcare cost trend rate of 5.5 percent initially, reduced by decrements to an ultimate rate of 4.0 percent. The UAAL is being amortized as a level percentage of projected payroll on an open basis. The remaining amortization period at June 30, 2014 was 29 years.

Note 8. Retirement Fund Commitments

Teachers' Retirement System

The District participates in the Teachers' Retirement System of the State of Illinois ("TRS"). TRS is a cost-sharing multiple-employer defined benefit pension plan that was created by the Illinois legislature for the benefit of Illinois public school teachers employed outside the City of Chicago.

The Illinois Pension Code outlines the benefit provisions of TRS, and amendments to the plan can be made only by legislative action with the Governor's approval. The State of Illinois maintains the primary responsibility for funding the plan, but contributions from participating employers and members are also required. The TRS Board of Trustees is responsible for the system's administration.

Oak Park Elementary School District 97

Notes to Basic Financial Statements

Note 8. Retirement Fund Commitments (continued)

TRS members include all active nonannuitants who are employed by a TRS-covered employer to provide services for which teacher licensure is required. The active member contribution rate for the year ended June 30, 2014, was 9.4 percent of creditable earnings. The same contribution rate applies to members whose first contributing service is on or after January 1, 2011, the effective date of the benefit changes contained in Public Act 96-0889. These contributions, which may be paid on behalf of employees by the District, are submitted to TRS by the District. The active member contribution rate was also 9.4 percent for each of the years ended June 30, 2013 and 2012.

The State of Illinois makes contributions directly to TRS on behalf of the District's TRS-covered employees.

◆ **On-behalf contributions to TRS**

The State of Illinois makes employer pension contributions on behalf of the District. For the year ended June 30, 2014, State of Illinois contributions were based on 35.41 percent of creditable earnings not paid from federal funds, and the District recognized revenue and expenditures of \$13,965,847 in pension contributions that the State of Illinois paid directly to TRS. For the years ended June 30, 2013 and June 30, 2012, the contribution rates were 28.05 percent (\$10,589,588) and 24.91 percent (\$8,910,557), respectively.

The District makes other types of employer contributions directly to TRS.

◆ **2.2 formula contributions**

Employers contribute 0.58 percent of total creditable earnings for the 2.2 formula change. This rate is specified by statute. Contributions for the year ended June 30, 2014, were \$229,329. Contributions for the years ended June 30, 2013 and June 30, 2012, were \$219,534 and \$209,666, respectively.

◆ **Federal and special trust fund contributions**

When TRS members are paid from federal and special trust funds administered by the District, there is a statutory requirement for the District to pay an employer pension contribution from those funds. Under a policy adopted by the TRS Board of Trustees that has been in effect since the fiscal year ended June 30, 2006, employer contributions for employees paid from federal and special trust funds will be the same as the state contribution rate to TRS. Public Act 98-0674 now requires the two rates to be the same.

For the year ended June 30, 2014, the employer pension contribution was 35.41 percent of salaries paid from federal and special trust funds. For the years ended June 30, 2013 and 2012, the employer contribution was 28.05 and 24.91 percent, respectively. For the year ended June 30, 2014, salaries totaling \$350,029 were paid from federal and special trust funds that required employer contributions of \$99,061. For the years ended June 30, 2013 and 2012, required District contributions were \$98,183 and \$94,232, respectively.

◆ **Early Retirement Option.**

The District is also required to make one-time employer contributions to TRS for members retiring under the Early Retirement Option (ERO). The payments vary depending on the age and salary of the member.

Oak Park Elementary School District 97

Notes to Basic Financial Statements

Note 8. Retirement Fund Commitments (continued)

The maximum employer ERO contribution under the current program is 146.5 percent and applies when the member is age 55 at retirement.

For the year ended June 30, 2014, the District was not required to pay TRS for employer contributions under the ERO program. For both the years ended June 30, 2013 and June 30, 2012, the District paid \$0.

◆ Salary increases over 6 percent and excess sick leave

If an employer grants salary increases over 6 percent and those salaries are used to calculate a retiree's final average salary, the employer makes a contribution to TRS. The contribution will cover the difference in actuarial cost of the benefit based on actual salary increases and the benefit based on salary increases of up to 6 percent.

For the year ended June 30, 2014, the District paid \$0 to TRS for employer contributions due on salary increases in excess of 6 percent. For the years ended June 30, 2013 and 2012, the District paid \$0 and \$10,407, respectively.

If an employer grants sick leave days in excess of the normal annual allotment and those days are used as TRS service credit, the employer makes a contribution to TRS. The contribution is based on the number of excess sick leave days used as service credit, the highest salary rate reported by the granting employer during the four-year sick leave review period, and the TRS total normal cost rate (17.29 percent of salary during the year ended June 30, 2014).

For the years ended June 30, 2014, 2013, and 2012, the District was required to pay no amounts to TRS for sick leave days granted in excess of the normal annual allotment.

Further Information on TRS

TRS financial information, an explanation of TRS benefits, and descriptions of member, employer and state funding requirements can be found in the TRS *Comprehensive Annual Financial Report* for the year ended June 30, 2013. The report for the year ended June 30, 2014, is expected to be available in late 2014.

The reports may be obtained by writing to the Teachers' Retirement System of the State of Illinois, 2815 West Washington Street, P.O. Box 19253, Springfield, IL 62794-9253. The most current report is also available on the TRS Web site at <http://trs.illinois.gov>.

Teachers' Health Insurance Security Fund

The District participates in the Teachers' Health Insurance Security ("THIS") Fund, a cost-sharing, multiple-employer defined benefit postemployment healthcare plan that was established by the Illinois legislature for the benefit of retired Illinois public school teachers employed outside the City of Chicago. The THIS Fund provides medical, prescription, and behavioral health benefits, but does not provide vision, dental, or life insurance benefits to annuitants of the TRS. Annuitants not enrolled in Medicare may participate in the state-administered participating provider option plan or choose from several managed care options. Beginning February 1, 2014, annuitants who were enrolled in Medicare Parts A and B may be eligible to enroll in Medicare Advantage plans.

Oak Park Elementary School District 97

Notes to Basic Financial Statements

Note 8. Retirement Fund Commitments (continued)

The State Employees Group Insurance Act of 1971 (5 ILCS 375) outlines the benefit provisions of the THIS Fund and amendments to the plan can be made only by legislative action with the Governor's approval. Effective July 1, 2012, in accordance with Executive Order 12-01, the plan is administered by the Illinois Department of Central Management Services with the cooperation of TRS. Section 6.6 of the State Employees Group Insurance Act of 1971 requires all active contributors to the TRS who are not employees of the State to make a contribution to the THIS Fund.

The percentage of employer required contributions in the future will not exceed 105 percent of the percentage of salary actually required to be paid in the previous fiscal year.

◆ **On behalf contributions to the THIS Fund**

The State of Illinois makes employer retiree health insurance contributions on behalf of the District. State contributions are intended to match contributions to the THIS Fund from active members which were 0.97 percent of pay during the year ended June 30, 2014. State of Illinois contributions were \$383,533, and the District recognized revenue and expenditures of this amount during the year.

State contributions intended to match active member contributions during the years ended June 30, 2013 and 2012 were 0.92 percent and 0.88 percent of pay, respectively. State contributions on behalf of district employees were \$348,227 and \$318,114, respectively.

◆ **Employer contributions to THIS Fund**

The District also makes contributions to the THIS Fund. The District THIS Fund contribution was 0.72 percent during the year ended June 30, 2014 and 0.69 percent and 0.66 percent during the years ended June 30, 2013 and June 30, 2012, respectively. For the year ended June 30, 2014, the District paid \$284,684 to the THIS Fund. For the years ended June 30, 2013 and June 30, 2012, the District paid \$261,170 and \$238,585 to the THIS Fund, respectively, which was 100 percent of the required contribution.

The publicly available financial report of the THIS Fund may be found on the website of the Illinois Auditor General: <http://www.auditor.illinois.gov/Audit-Reports/ABC-List.asp>. The current reports are listed under "Central Management Services." Prior reports are available under "Healthcare and Family Services."

Illinois Municipal Retirement Fund

Plan Description. The District's defined benefit pension plan for regular employees provides retirement and disability benefits, post retirement increases, and death benefits to plan members and beneficiaries. The District plan is affiliated with the Illinois Municipal Retirement Fund ("IMRF"), an agent multiple-employer plan. Benefit provisions are established by statute and may only be changed by the General Assembly of the State of Illinois. IMRF issues a publicly available financial report that includes financial statements and required supplementary information (RSI). That report may be obtained on-line at www.imrf.org.

Information related to the District's contributions and three-year trend information is on a fiscal year basis. The actuarial information and schedule of funding progress are on a calendar year basis as that is the year used by IMRF.

Oak Park Elementary School District 97

Notes to Basic Financial Statements

Note 8. Retirement Fund Commitments (continued)

Funding Policy. As set by statute, the District's regular plan members are required to contribute 4.50 percent of their annual covered salary. The statute requires employers to contribute the amount necessary, in addition to member contributions, to finance the retirement coverage of its own employees. The employer contribution rates for calendar years ended December 31, 2014 and 2013 used by the District were 11.45 percent and 11.32 percent, respectively, of annual covered payroll. The District's annual required contribution rates for calendar years ended December 31, 2014 and 2013 were 11.45 percent and 11.70 percent, respectively. The District also contributes for disability benefits, death benefits and supplemental retirement benefits, all of which are pooled at the IMRF level. Contribution rates for disability and death benefits are set by the IMRF Board of Trustees, while the supplemental retirement benefits rate is set by statute.

The required contributions for 2014 and 2013 were determined as part of the December 31, 2012 and 2011, actuarial valuations using the entry age normal actuarial cost method. The actuarial assumptions at December 31, 2012 and 2011, included (a) 7.5 percent investment rate of return (net of administrative and direct investment expenses), (b) projected salary increases of 4.0 percent a year, attributable to inflation, (c) additional projected salary increases ranging from 0.4 percent to 10.0 percent per year depending on age and service, attributable to seniority/merit, and (d) post retirement benefit increases of 3.0 percent annually. The actuarial value of the District's regular plan assets was determined using techniques that spread the effects of short-term volatility in the market value of investments over a five-year period with a 20 percent corridor between the actuarial and market value of assets. The District's regular plan's unfunded actuarial accrued liability at December 31, 2012 and 2011 is being amortized as a level percentage of projected payroll on an open 30 year basis.

Annual Pension Cost. The following table shows the components of the District's annual pension costs for the fiscal year ended June 30, 2014, the amount actually contributed to the plan, and changes in the District's net pension obligation to the plan:

Annual required contribution	\$ 1,027,141
Interest on net pension obligation	36,997
Adjustment to annual required contribution	(8,757)
Annual pension cost	<u>1,055,381</u>
Contributions made	<u>(1,012,481)</u>
Increase in net pension obligation	42,900
Net pension obligation beginning of year	<u>475,610</u>
Net pension obligation end of year	<u><u>\$ 518,510</u></u>

Three-Year Trend Information for the Regular Plan

Fiscal Year Ending	Annual Pension Cost (APC)	Percentage of APC Contributed	Net Pension Obligation
June 30, 2014	\$ 1,055,381	98%	\$ 518,510
June 30, 2013	977,804	94%	475,610
June 30, 2012	984,624	86	416,788

Oak Park Elementary School District 97

Notes to Basic Financial Statements

Note 8. Retirement Fund Commitments (continued)

Funded Status and Funding Progress. As of December 31, 2013, the most recent actuarial valuation date, the Regular plan was 74.91 percent funded. The actuarial accrued liability for benefits was \$16,534,333 and the actuarial value of assets was \$12,386,045, resulting in an underfunded actuarial accrued liability (UAAL) of \$4,148,288. The covered payroll for calendar year 2013 (annual payroll of active employees covered by the plan) was \$8,509,861 and the ratio of UAAL to covered payroll was 48.75 percent.

The schedule of funding progress, presented as required supplementary information (RSI) following the notes to the financial statements, presents multiyear trend information about whether the actuarial value of plan assets is increasing or decreasing over time relative to the actuarial accrued liability for benefits.

Note 9. Contingent Liabilities and Commitments

As of June 30, 2014, the District is committed under construction contracts of approximately \$4,430,000.

The District received financial awards from federal and state agencies in the form of grants. The disbursement of funds received under these programs generally requires compliance with terms and conditions specified in the grant agreements and is subject to audit by the grantor agencies. Any disallowed claims resulting from such audits could become a liability of the District. However, in the opinion of management, any such disallowed claims will not have a material adverse effect on the overall financial position of the District at June 30, 2014.

The District is a defendant in a lawsuit relating to prior years property assessments. Although the outcome of this proceeding is not presently determinable, in the opinion of the District's management through consultation with legal counsel, the resolution of this matter does not impose a material commitment of the District's net position at June 30, 2014.

Note 10. Other Financial Disclosures (FFS Level Only)

Interfund transfers and loan

Transfers for the year ended June 30, 2014 were as follows:

<u>Governmental Funds</u>	<u>Transfers In</u>	<u>Transfers Out</u>
Major Funds:		
General - Educational Accounts	\$ -	\$ 525,571
General - Working Cash Accounts	-	3,122,380
General - Operations and Maintenance Accounts	-	4,078
Debt Service Fund	566,029	-
Nonmajor Fund:		
Capital Projects Fund	3,086,000	-
	<u>\$ 3,652,029</u>	<u>\$ 3,652,029</u>

Interfund transfers are to assist with costs of operations, construction, and debt service purposes.

At June 30, 2014, the Operations and Maintenance account owed the Working Cash account \$474,208 to offset cash deficits. This amount will be repaid in fiscal year 2015.

Oak Park Elementary School District 97

Notes to Basic Financial Statements

Note 11. Pronouncements Issued But Not Yet Adopted

The following is a description of GASB authoritative pronouncements which have been issued but not yet adopted by the District.

GASB Statement No. 68, *Accounting and Financial Reporting for Pensions*, will be effective for the District beginning with its year ending June 30, 2015. This Statement requires governments providing defined benefit pensions to recognize their long-term obligation for pension benefits as a liability for the first time, and to more comprehensively and comparably measure the annual costs of pension benefits. This statement also enhances accountability and transparency through revised and new note disclosures and required supplementary information ("RSI").

GASB Statement No. 69, *Government Combinations and Disposals of Government Operations*, will be effective for the District beginning with its year ended June 30, 2015, and should be applied on a prospective basis. This statement establishes accounting and financial reporting standards related to government combinations and disposals of government operations. As used in this Statement, the term *government combinations* includes a variety of transactions referred to as mergers, acquisitions, and transfers of operations. This statement requires disclosures to be made about government combinations and disposals of government operations to enable financial statement users to evaluate the nature and financial effects of those transactions.

GASB Statement No. 71, *Pension Transition for Contributions Made Subsequent to the Measurement Date – An Amendment of GASB Statement No. 68*, will be effective for the District beginning with its year ending June 30, 2016. This Statement will eliminate the source of a potential significant understatement of restated beginning net position and expense in the first year of implementation of GASB Statement No. 68 in the accrual basis of financial statements of employers and nonemployer contributing entities.

Management of the District is still in the process of determining what effect, if any, the above Statements will have on the basic financial statements and related disclosures.

Note 12. Litigation

The District is occasionally party to lawsuits and claims arising out of the conduct of its business. The District is of the opinion that its liability, if any, will not have a material effect on its financial statements.

**Required Supplementary
Information**

Oak Park Elementary School District 97

**Schedule of Funding Progress
Illinois Municipal Retirement Fund**

Actuarial Valuation Date	Actuarial Value of Assets (a)	Actuarial Accrued Liability (AAL) Entry Age (b)	Unfunded (Overfunded) AAL (b-a)	Funded Ratio (a/b)	Covered Payroll (c)	UAAL as a Percentage of Covered Payroll ((b-a)/c)
12/31/13	\$ 12,386,045	\$ 16,534,333	\$ 4,148,288	74.91 %	\$ 8,509,861	48.75 %
12/31/12	11,810,154	16,257,081	4,446,927	72.65	8,084,967	55.00
12/31/11	10,490,355	15,553,313	5,062,958	67.45	8,689,398	58.27

On a market value basis, the actuarial value of assets as of December 31, 2013 is \$15,580,926. On a market basis, the funded ratio would be 94.23 percent.

The actuarial value of assets and accrued liability cover active and inactive members who have service credit with the District. They do not include amounts for retirees. The actuarial accrued liability for retirees is 100 percent funded.

Oak Park Elementary School District 97

**Schedule of Funding Progress
Postretirement Healthcare Plan**

Actuarial Valuation Date	Actuarial Value of Assets (a)	Actuarial Accrued Liability (AAL) Entry Age (b)	Unfunded AAL (b-a)	Funded Ratio (a/b)	Covered Payroll (c)	UAAL as a Percentage of Covered Payroll ((b-a)/c)
06/30/12	\$ -	\$ 12,247,398	\$ 12,247,398	-	% \$ 43,287,776	28.29 %
06/30/10	-	8,595,272	8,595,272	-	37,057,924	23.19
06/30/08	-	9,442,338	9,442,338	-	37,318,040	25.30

The District has elected to have biennial valuations performed. Information has been presented for as many years as is available.

Oak Park Elementary School District 97

**Combining Schedule of Revenues, Expenditures and Changes in Fund Balance -
Budget and Actual - Budgetary Basis
General Fund, by Accounts
Year Ended June 30, 2014**

	Educational Account		Operations and Maintenance Account	
	Original and Final Budget	Actual	Original and Final Budget	Actual
	Revenues:			
Property taxes	\$ 43,515,900	\$ 44,477,093	\$ 4,205,441	\$ 3,389,575
Corporate property replacement taxes	1,314,600	1,414,604	-	-
Charges for services	1,413,230	1,451,716	26,000	21,078
Unrestricted state aid	7,850,027	7,492,154	2,000,000	2,000,000
Restricted state aid	3,344,369	3,642,976	-	-
Restricted federal aid	2,769,206	2,892,911	-	-
Interest	55,000	57,735	3,500	4,078
TIF rebate	1,811,098	1,022,057	-	-
Other	313,970	492,242	-	863
Total revenues	62,387,400	62,943,488	6,234,941	5,415,594
Expenditures:				
Current:				
Instruction:				
Regular programs	30,154,350	29,648,277	-	-
Special programs	9,272,579	11,409,598	-	-
Other instructional programs	1,554,925	1,594,067	-	4,050
Support services:				
Pupils	3,456,592	3,509,337	-	-
Instructional staff	3,217,901	3,049,515	-	-
General administration	2,557,879	2,454,179	-	-
School administration	3,376,528	3,453,167	-	-
Business	2,327,153	2,449,243	45,448	412,264
Transportation	3,804	4,119	-	-
Operations and maintenance Central	300,956	89,458	5,920,786	5,788,716
	2,967,145	2,980,136	-	-
Community services	200,967	106,089	-	-
Non-programmed charges	2,782,494	43,931	-	-
Debt service				
Bond issuance costs	-	-	-	-
Capital outlay	615,034	152,852	181,000	96,597
Total expenditures	62,788,307	60,943,968	6,147,234	6,301,627
Excess (deficiency) of revenues over (under) expenditures	(400,907)	1,999,520	87,707	(886,033)
Other financing sources (uses):				
Bond proceeds	-	-	-	-
Premium on bonds	-	-	-	-
Transfers in	3,086,000	-	3,086,000	-
Transfers (out)	(3,811,129)	(525,571)	(3,086,000)	(4,078)
Total other financing sources (uses)	(725,129)	(525,571)	-	(4,078)
Change in fund balance	\$ (1,126,036)	\$ 1,473,949	\$ 87,707	\$ (890,111)

See Note to Required Supplementary Information.

Working Cash		Total	
Account			
Original and Final Budget	Actual	Original and Final Budget	Actual
\$ -	\$ -	\$ 47,721,341	\$ 47,866,668
		1,314,600	1,414,604
-	-	1,439,230	1,472,794
-	-	9,850,027	9,492,154
-	-	3,344,369	3,642,976
-	-	2,769,206	2,892,911
30,000	35,354	88,500	97,167
-	-	1,811,098	1,022,057
-	-	313,970	493,105
30,000	35,354	68,652,341	68,394,436
-	-	30,154,350	29,648,277
-	-	9,272,579	11,409,598
-	-	1,554,925	1,598,117
-	-	3,456,592	3,509,337
-	-	3,217,901	3,049,515
-	-	2,557,879	2,454,179
-	-	3,376,528	3,453,167
-	-	2,372,601	2,861,507
-	-	3,804	4,119
-	-	6,221,742	5,878,174
-	-	2,967,145	2,980,136
-	-	200,967	106,089
-	-	2,782,494	43,931
-	64,386	-	64,386
-	-	796,034	249,449
-	64,386	68,935,541	67,309,981
30,000	(29,032)	(283,200)	1,084,455
3,086,000	2,980,000	3,086,000	2,980,000
-	169,386	-	169,386
-	-	6,172,000	-
(3,086,000)	(3,122,380)	(9,983,129)	(3,652,029)
-	27,006	(725,129)	(502,643)
\$ 30,000	\$ (2,026)	\$ (1,008,329)	\$ 581,812

Oak Park Elementary School District 97

Note to Required Supplementary Information

Note 1. Budgetary Basis of Accounting

Annual budgets are adopted for all governmental fund types except for the Student Activity Fund, an agency fund. The annual budgets are adopted on a basis consistent with the modified cash basis of accounting, which is a comprehensive basis of accounting other than generally accepted accounting principles. All budgets lapse at fiscal year-end.

On or before July 1 of each year, the Superintendent is to submit for review by the Board of Education a proposed budget for the school year commencing on that date. After reviewing the proposed budget, the Board of Education holds public hearings and a final budget must be prepared and adopted no later than September 30.

The appropriated budget is prepared by fund and function. The Board of Education may make transfers between functions within a fund not exceeding in the aggregate 10 percent of the total of each fund, and may amend the total budget following the same procedures required to adopt the original budget. The legal level of budgetary control is at the fund level.

For budgetary purposes, the District does not recognize as revenues received the retirement contributions made by the State to the TRS and the THIS on behalf of the District as well as the related expenditures paid.

The following schedule reconciles the revenues and expenditures on the budgetary basis with the amounts presented in accordance with accounting principles generally accepted in the United States of America for the District's General Fund.

	<u>General Fund</u>
Revenues - Budgetary basis	\$ 68,394,436
Unbudgeted retirement contributions from TRS and THIS	<u>14,349,380</u>
Revenues - GAAP basis	<u>\$ 82,743,816</u>
Expenditures - Budgetary basis	\$ 67,309,981
Unbudgeted retirement contributions to TRS and THIS	<u>14,349,380</u>
Expenditures - GAAP basis	<u>\$ 81,659,361</u>

Supplementary Information

Oak Park Elementary School District 97

Combining Balance Sheet
General Fund, by Accounts
June 30, 2014

	Educational Account	Operations and Maintenance Account	Working Cash Account	Total
Assets				
Cash and investments	\$ 26,342,120	\$ -	\$ 5,601,705	\$ 31,943,825
Receivables:				
Property taxes, net	20,797,718	1,582,104	-	22,379,822
Replacement taxes	239,161	-	-	239,161
Intergovernmental	1,376,183	-	-	1,376,183
Interfund receivable	-	-	474,208	474,208
Prepaid asset	159,184	-	-	159,184
Total assets	\$ 48,914,366	\$ 1,582,104	\$ 6,075,913	\$ 56,572,383
Liabilities				
Accounts payable	\$ 1,105,364	\$ 168,509	\$ -	\$ 1,273,873
Accrued liabilities	191,876	1,010	-	192,886
Interfund payable	-	474,208	-	474,208
Compensated absences	12,700	-	-	12,700
Total liabilities	1,309,940	643,727	-	1,953,667
Deferred Inflows of Resources				
Deferred revenue	20,549,546	1,519,075	-	22,068,621
Fund balance (deficit):				
Nonspendable	159,184	-	-	159,184
Unassigned	26,895,696	(580,698)	6,075,913	32,390,911
Total fund balance (deficit)	27,054,880	(580,698)	6,075,913	32,550,095
Total liabilities, deferred inflows of resources, and fund balances	\$ 48,914,366	\$ 1,582,104	\$ 6,075,913	\$ 56,572,383

Oak Park Elementary School District 97

Combining Schedule of Revenues, Expenditures and Changes in Fund Balance
 General Fund, by Accounts
 Year Ended June 30, 2014

	Educational Account	Operations and Maintenance Account	Working Cash Account	Total
Revenues:				
Property taxes	\$ 44,477,093	\$ 3,389,575	\$ -	\$ 47,866,668
Corporate property replacement taxes	1,414,604	-	-	1,414,604
Charges for services	1,451,716	21,078	-	1,472,794
Unrestricted state aid	7,492,154	2,000,000	-	9,492,154
Restricted state aid	17,992,356	-	-	17,992,356
Restricted federal aid	2,892,911	-	-	2,892,911
Interest	57,735	4,078	35,354	97,167
TIF rebate	1,022,057	-	-	1,022,057
Other	492,242	863	-	493,105
Total revenues	77,292,868	5,415,594	35,354	82,743,816
Expenditures:				
Current:				
Instruction:				
Regular programs	29,648,277	-	-	29,648,277
Special programs	11,409,598	-	-	11,409,598
Other instructional programs	1,594,067	4,050	-	1,598,117
State retirement contributions	14,349,380	-	-	14,349,380
Support services:				
Pupils	3,509,337	-	-	3,509,337
Instructional staff	3,049,515	-	-	3,049,515
General administration	2,454,179	-	-	2,454,179
School administration	3,453,167	-	-	3,453,167
Business	2,449,243	412,264	-	2,861,507
Transportation	4,119	-	-	4,119
Operations and maintenance	89,458	5,788,716	-	5,878,174
Central	2,980,136	-	-	2,980,136
Community services	106,089	-	-	106,089
Non-programmed charges	43,931	-	-	43,931
Debt service:				
Bond issuance costs	-	-	64,386	64,386
Capital outlay	152,852	96,597	-	249,449
Total expenditures	75,293,348	6,301,627	64,386	81,659,361
Excess (deficiency) of revenues over (under) expenditures	1,999,520	(886,033)	(29,032)	1,084,455
Other financing sources (uses):				
Bond proceeds	-	-	2,980,000	2,980,000
Premium on bonds	-	-	169,386	169,386
Transfers (out)	(525,571)	(4,078)	(3,122,380)	(3,652,029)
Total other financing sources (uses)	(525,571)	(4,078)	27,006	(502,643)
Change in fund balance	1,473,949	(890,111)	(2,026)	581,812
Fund balance (deficit):				
July 1, 2013	25,580,931	309,413	6,077,939	31,968,283
June 30, 2014	\$ 27,054,880	\$ (580,698)	\$ 6,075,913	\$ 32,550,095

Oak Park Elementary School District 97

Combining Balance Sheet - by Fund Type
 Nonmajor Governmental Funds
 June 30, 2014

	Special Revenue Funds		Capital Projects Funds		Total Nonmajor Governmental Funds
	Transportation Fund	Municipal Retirement Fund	Fire Preven- tion and Safety Fund	Capital Projects Fund	
Assets					
Cash and investments	\$ 2,393,583	\$ 984,287	\$ 112,151	\$ 2,177,466	\$ 5,667,487
Receivables:					
Property taxes, net	529,272	1,089,006	-	-	1,618,278
Replacement taxes	-	7,983	-	-	7,983
Total assets	\$ 2,922,855	\$ 2,081,276	\$ 112,151	\$ 2,177,466	\$ 7,293,748
Liabilities					
Accounts payable	\$ 60,764	\$ 3,649	\$ -	\$ 168,953	\$ 233,366
Deferred Inflows of Resources					
Deferred revenue	508,199	1,045,647	-	-	1,553,846
Fund balance					
Restricted for:					
Transportation	2,353,892	-	-	-	2,353,892
Capital projects	-	-	112,151	2,008,513	2,120,664
Retirement contributions	-	1,031,980	-	-	1,031,980
Total fund balances	2,353,892	1,031,980	112,151	2,008,513	5,506,536
Total liabilities, deferred inflows of resources, and fund balances	\$ 2,922,855	\$ 2,081,276	\$ 112,151	\$ 2,177,466	\$ 7,293,748

Oak Park Elementary School District 97

**Combining Statement of Revenues, Expenditures and Changes in Fund Balances -
by Fund Type
Nonmajor Governmental Funds
Year Ended June 30, 2014**

	Special Revenue Funds		Capital Projects Funds		Total Nonmajor Governmental Funds
	Transportation Fund	Municipal Retirement Fund	Fire Preven- tion and Safety Fund	Capital Projects Fund	
Revenues:					
Property taxes	\$ 1,191,132	\$ 2,352,469	\$ -	\$ -	\$ 3,543,601
Corporate property replacement taxes	-	41,312	-	-	41,312
Restricted state aid	1,829,843	-	-	-	1,829,843
Other	-	-	-	407,422	407,422
Interest	1,588	-	279	-	1,867
Total revenues	3,022,563	2,393,781	279	407,422	5,824,045
Expenditures:					
Current:					
Instruction:					
Regular programs	-	420,147	-	-	420,147
Special programs	-	507,751	-	-	507,751
Other instructional programs	-	42,910	-	-	42,910
Support services:					
Pupils	-	89,217	-	-	89,217
Instructional staff	-	89,177	-	-	89,177
General administration	-	23,729	-	-	23,729
School administration	-	199,249	-	-	199,249
Business	-	103,733	-	-	103,733
Transportation	3,191,612	537	-	-	3,192,149
Operations and maintenance Central	-	583,428	-	1,792,900	2,376,328
	-	166,473	-	-	166,473
Community services	-	380	-	-	380
Capital outlay	-	-	-	2,748,070	2,748,070
Total expenditures	3,191,612	2,226,731	-	4,540,970	9,959,313
Excess (deficiency) of revenues over (under) expenditures	(169,049)	167,050	279	(4,133,548)	(4,135,268)
Other financing sources, Transfers in	-	-	-	3,086,000	3,086,000
Change in fund balances	(169,049)	167,050	279	(1,047,548)	(1,049,268)
Fund balances:					
July 1, 2013	2,522,941	864,930	111,872	3,056,061	6,555,804
June 30, 2014	\$ 2,353,892	\$ 1,031,980	\$ 112,151	\$ 2,008,513	\$ 5,506,536

Oak Park Elementary School District 97

Schedule of Revenues, Expenditures and Changes in Fund Balance -
 Budget and Actual
 Debt Service Fund
 Year Ended June 30, 2014

	Original and Final Budget	Actual	Variance
Revenues:			
Property taxes	\$ 8,070,453	\$ 8,194,630	\$ 124,177
Interest	650	659	9
Other revenue	-	2,154	-
Total revenues	<u>8,071,103</u>	<u>8,197,443</u>	<u>124,186</u>
Expenditures:			
Debt service:			
Principal	5,740,000	5,740,000	-
Interest and fees	1,922,769	1,949,729	(26,960)
Other	998,020	605,064	392,956
Total expenditures	<u>8,660,789</u>	<u>8,294,793</u>	<u>365,996</u>
Excess (deficiency) of revenues over (under) expenditures	(589,686)	(97,350)	490,182
Other financing sources, Transfers in	-	566,029	566,029
Change in fund balance	<u>\$ (589,686)</u>	468,679	<u>\$ 1,056,211</u>
Fund balance:			
July 1, 2013		<u>4,324,578</u>	
June 30, 2014		<u>\$ 4,793,257</u>	

Oak Park Elementary School District 97

Schedule of Revenues, Expenditures and Changes in Fund Balance -
 Budget and Actual
 Transportation Fund
 Year Ended June 30, 2014

	Original and Final Budget	Actual	Variance
Revenues:			
Property taxes	\$ 1,307,658	\$ 1,191,132	\$ (116,526)
Restricted state aid	1,883,584	1,829,843	(53,741)
Interest	1,500	1,588	88
Total revenues	<u>3,192,742</u>	<u>3,022,563</u>	<u>(170,179)</u>
Expenditures:			
Current:			
Support services:			
Transportation	<u>3,196,218</u>	<u>3,191,612</u>	<u>4,606</u>
Change in fund balance	<u>\$ (3,476)</u>	<u>(169,049)</u>	<u>\$ (165,573)</u>
Fund balance:			
July 1, 2013		<u>2,522,941</u>	
June 30, 2014		<u>\$ 2,353,892</u>	

Oak Park Elementary School District 97

**Schedule of Revenues, Expenditures and Changes in Fund Balance -
Budget and Actual
Municipal Retirement Fund
Year Ended June 30, 2014**

	Original and Final Budget	Actual	Variance
Revenues:			
Property taxes	\$ 2,470,446	\$ 2,352,469	\$ (117,977)
Corporate property replacement taxes	42,300	41,312	(988)
Total revenues	<u>2,512,746</u>	<u>2,393,781</u>	<u>(118,965)</u>
Expenditures:			
Current:			
Instruction:			
Regular programs	388,192	420,147	(31,955)
Special programs	497,638	507,751	(10,113)
Other instructional programs	39,845	42,910	(3,065)
Support services:			
Pupils	88,125	89,217	(1,092)
Instructional staff	86,160	89,177	(3,017)
General administration	19,577	23,729	(4,152)
School administration	200,197	199,249	948
Business	102,759	103,733	(974)
Transportation	414	537	(123)
Operations and maintenance	653,133	583,428	69,705
Central	171,849	166,473	5,376
Community services	361	380	(19)
Total expenditures	<u>2,248,250</u>	<u>2,226,731</u>	<u>21,519</u>
Change in fund balance	<u>\$ 264,496</u>	167,050	<u>\$ (97,446)</u>
Fund balance:			
June 30, 2013		<u>864,930</u>	
June 30, 2014		<u>\$ 1,031,980</u>	

Oak Park Elementary School District 97

Schedule of Revenues, Expenditures and Changes in Fund Balance -
 Budget and Actual
 Fire Prevention and Safety Fund
 Year Ended June 30, 2014

	Original and Final Budget	Actual	Variance
Revenues, interest	\$ -	\$ 279	\$ 279
Expenditures	-	-	-
Change in fund balance	<u><u>\$ -</u></u>	279	<u><u>\$ 279</u></u>
Fund balance: July 1, 2013		<u>111,872</u>	
June 30, 2014		<u><u>\$ 112,151</u></u>	

Oak Park Elementary School District 97

Schedule of Revenues, Expenditures and Changes in Fund Balance -
 Budget and Actual
 Capital Projects Fund
 Year Ended June 30, 2014

	Original and Final Budget	Actual	Variance
Revenues:			
Other revenue	\$ 336,300	\$ 407,422	\$ 71,122
Expenditures,			
Current:			
Support services:			
Operations and maintenance	1,752,016	1,792,900	(40,884)
Capital outlay	3,351,360	2,748,070	603,290
Total expenditures	5,103,376	4,540,970	562,406
(Deficiency) of revenues (under) expenditures	(4,767,076)	(4,133,548)	633,528
Other financing sources,			
Transfers in	3,681,584	3,086,000	(595,584)
Change in fund balance	\$ (1,085,492)	(1,047,548)	\$ 37,944
Fund balance:			
July 1, 2013		<u>3,056,061</u>	
June 30, 2014		<u>\$ 2,008,513</u>	

Oak Park Elementary School District 97

Schedule of Assessed Valuations, Tax Rates and Tax Extensions
Last Five Years

	Tax Year				
	2013	2012	2011	2010	2009
Assessed Valuations	\$ 1,369,216,060	\$ 1,470,162,652	\$ 1,596,903,799	\$ 1,850,649,808	\$ 1,740,601,475
Tax Rates:					
General Fund:					
Educational Accounts:					
Standard	3.2772	2.9881	2.6528	2.2344	2.0088
Operations and Main- tenance Accounts:					
Standard	0.2493	0.2281	0.2075	0.1748	0.2293
Transportation Fund	0.0830	0.0844	0.0804	0.0679	0.0769
Municipal Retirement Fund:					
Illinois Municipal Retirement Fund	0.0858	0.0799	0.0749	0.0612	0.0473
Social Security	0.0858	0.0799	0.0749	0.0612	0.0473
Debt Service Fund	0.5996	0.5547	0.5049	0.4325	0.4549
Total	4.3807	4.0151	3.5954	3.0320	2.8645
Extended Tax Rate	4.381	4.015	3.595	3.032	2.865
Tax Extensions:					
General Fund:					
Educational Accounts:					
Standard	\$ 44,871,948	\$ 43,930,159	\$ 42,363,373	\$ 41,351,518	\$ 36,049,976
Operations and Main- tenance Accounts,					
Standard	3,413,455	3,353,823	3,313,912	3,234,210	3,540,323
Transportation Fund	1,141,926	1,241,390	1,283,312	1,256,384	1,187,722
Municipal Retirement Fund:					
Illinois Municipal Retirement Fund	1,174,787	1,174,142	1,196,165	1,133,000	730,906
Social Security	1,174,787	1,174,142	1,196,165	1,133,000	730,906
Debt Service Fund	8,210,657	8,154,091	8,062,835	8,005,393	7,917,525
Totals	\$ 59,987,560	\$ 59,027,747	\$ 57,415,762	\$ 56,113,505	\$ 50,157,358

Oak Park Elementary School District 97

**Schedule of Debt Service Requirements
Year Ended June 30, 2014**

	Year Ending June 30,	Total Principal	Total Interest	Total Principal and Interest
<hr/>				
Total general obligation bonds debt service requirements	2015	\$ 6,020,000	\$ 1,641,000	\$ 7,661,000
	2016	6,240,000	1,273,800	7,513,800
	2017	5,785,000	895,575	6,680,575
	2018	3,750,000	536,850	4,286,850
	2019	4,090,000	184,050	4,274,050
		<hr/>	<hr/>	<hr/>
		\$ 25,885,000	\$ 4,531,275	\$ 30,416,275
		<hr/>	<hr/>	<hr/>
General Obligation Bond issue, Series 1999B	2015	\$ 2,895,000	\$ 1,429,425	\$ 4,324,425
Interest payable June 1 and December 1 of each year	2016	3,155,000	1,157,175	4,312,175
Principal payable December 1 of each year	2017	3,440,000	860,400	4,300,400
Interest rates 3.15% - 5.30%	2018	3,750,000	536,850	4,286,850
Paying agent: US Bank	2019	4,090,000	184,050	4,274,050
		<hr/>	<hr/>	<hr/>
		\$ 17,330,000	\$ 4,167,900	\$ 21,497,900
		<hr/>	<hr/>	<hr/>

(continued)

Oak Park Elementary School District 97

**Schedule of Debt Service Requirements (continued)
Year Ended June 30, 2014**

	Year Ending June 30,	Total Principal	Total Interest	Total Principal and Interest
General Obligation Limited School Bond issue, Series 2011				
Interest payable January 1 and July 1 of each year	2015	\$ 2,130,000	\$ 80,400	\$ 2,210,400
	2016	1,105,000	29,175	1,134,175
Principal payable January 1 of each year	2017	420,000	6,300	426,300
Interest rates 1.50% - 3.00%				
Paying agent: Amalgamated Bank		<u>\$ 3,655,000</u>	<u>\$ 115,875</u>	<u>\$ 3,770,875</u>
General Obligation Limited School Bond issue, Series 2012				
Interest payable January 1 and July 1 of each year	2015	\$ 905,000	\$ 44,025	\$ 949,025
	2016	1,015,000	15,225	1,030,225
Principal payable January 1 of each year				
Interest rate 3.00%				
Paying agent: Amalgamated Bank		<u>\$ 1,920,000</u>	<u>\$ 59,250</u>	<u>\$ 1,979,250</u>
General Obligation Limited School Bond issue, Series 2013				
Interest payable January 1 and July 1 of each year	2015	\$ 90,000	\$ 87,150	\$ 177,150
	2016	965,000	72,225	1,037,225
Principal payable January 1 of each year	2017	1,925,000	28,875	1,953,875
Interest rate 3.00%				
Paying agent: Amalgamated Bank		<u>\$ 2,980,000</u>	<u>\$ 188,250</u>	<u>\$ 3,168,250</u>