



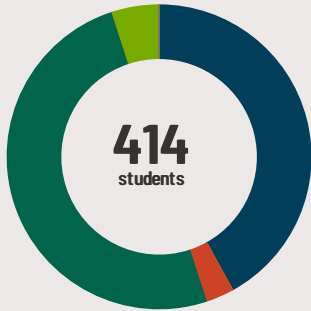
Prairie Elementary School

1530 Brandywn Ln Buffalo Grove, IL 60089 (847) 634-3144

Grades: 1 - 5
District: Kildeer Countryside CCSD 96

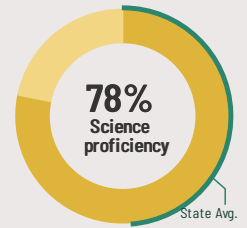
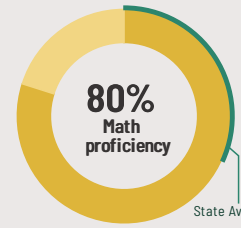
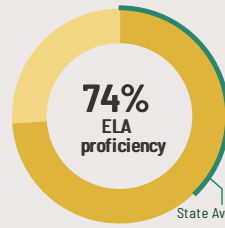
Principal: Dr.Christine Pfaff
Superintendent: Mrs.Julie Schmidt

Fast Facts



Student Characteristics

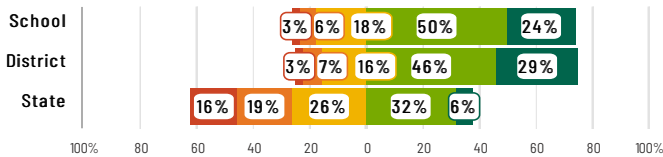
White	42%
Black	0%
Hispanic	3%
Asian	50%
American Indian	0%
Two or More Races	5%
Pacific Islander	0%
Low Income	4%
English Learners	24%
With IEPs	8%
With Disabilities	-
Homeless	0%



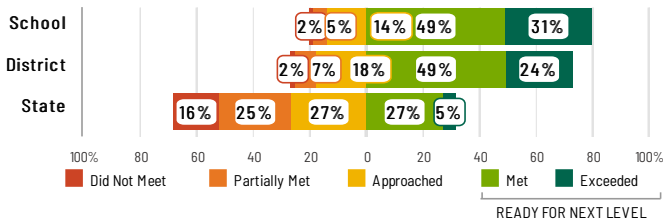
Academic Success

All Illinois students in grades 3-8 take the IAR assessment each year. High school students take the SAT in English Language Arts and Math.

English Language Arts



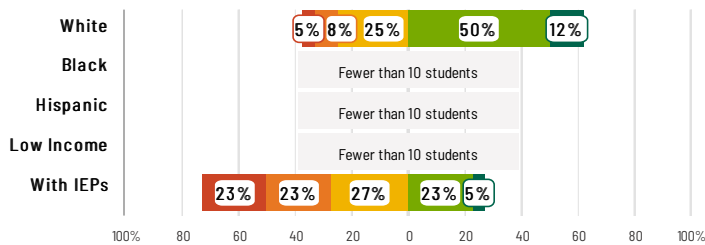
Mathematics



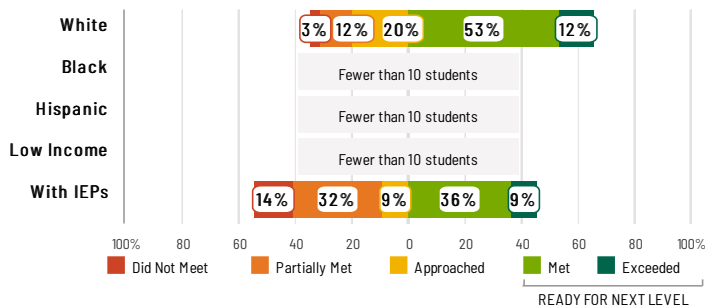
Success by Student Group

This display shows IAR ELA & Math performance levels for each student group. No data is shown for groups with fewer than 10 students.

English Language Arts



Mathematics



School Environment



The **5Essentials Survey** allows students in grades 6-12 and all teachers to share their perspectives on essential conditions for learning. The anonymous survey consists of 5 components.

- Most implementation
- More implementation
- Average implementation
- Less implementation
- Least implementation
- Not Applicable/Low Response

Response Rates

Students	96%
Teachers	80%

Average Effective Leaders

Do principals and teachers implement a shared vision for success?

Average Collaborative Teachers

Do teachers collaborate to promote professional growth?

More Ambitious Instruction

Are classes challenging and engaging?

More Supportive Environment

Is the school safe, demanding, and supportive?

More Involved Families

Does the entire staff build strong external relationships?

Student Attendance and Mobility

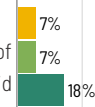
Attendance Rate

Rate at which students are present at school, not including excused or unexcused absences



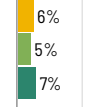
Chronic Absenteeism

Percentage of students who miss 10% or more of school days per year either with or without a valid excuse



Student Mobility

Percentage of students who transfer in or out of the school during the school year, not including graduates



Teacher Retention

Percentage of full time teachers who return to the same school year to year





Prairie Elementary School

School Highlights

Academic Courses

Common Core learning targets are aligned in reading, writing, and math. Tiered intervention gives extension opportunities. Assessment and reporting (in standards-based format) are consistent at grade level district wide. PE is taught daily, music twice weekly, art once weekly.

Physical Education, Health and Wellness

District 96 is committed to fostering wellness through daily physical education in Grades 1-8. Age-appropriate activities for varied learning styles, quality assessments, well-maintained equipment, and teachers' professional development distinguish the program. Each elementary PE program has been awarded IAHPERD Blue Ribbon recognition.

Other Programs and Activities

The District provides a full special education continuum, programs providing moderate to minimal assistance, and specialized instruction meeting low-incidence needs. Structured and blended Early Childhood programs prepare preschoolers with special needs to succeed. English Language Learners receiving ELL support currently represent 38 languages.

School Awards

Since 2007, District 96 earned five USDE Blue Ribbons, ISBE Academic Excellence, NAEYC accreditation, and Chicago Magazine's top rankings. Staff are lauded by the National Staff Development Council and All Things PLC for exemplifying collaboration to promote learning and with ISBE Those Who Excel honors. Financial rating is the ISBE's highest.

Career Development Courses and Programs

This area is not applicable to an elementary (Kdg - Grade 8) school district.

Athletics

School Personnel Resources

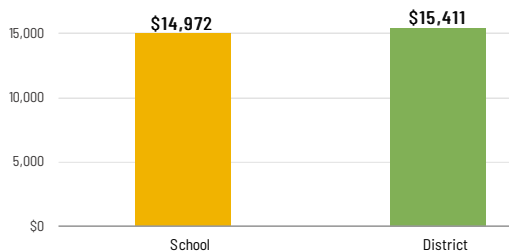
District 96 employs fully licensed highly qualified individuals to foster the educational and social development of all students. Newly hired teachers participate in a state-approved two-year mentoring program supporting their development as educators and their transition to the District's culture.

Facilities

All District 96 schools are state-of-the-art facilities managed by a five-year capital plan-reviewed annually with stakeholder input-that focuses on collaborative learning environments incorporating technology and prioritizing student and staff safety.

School-Level Finance

The Every Student Succeeds Act requires LEAs to report school-level expenditure data, beginning with School Year 18-19 data. LEAs are required to report actual personnel and non-personnel expenditures of both site-specific and district centralized expenditures. Expenditures are shown at the site level and must be disaggregated by source of funds (federal vs. state/local). These data are self-reported and may differ from AFR data.



Educator Measures

This school has had **1 principal(s)** over the past 6 years. In the last three years, an average of **76% of teachers** return to this school each year.

FOR MORE INFORMATION

Visit IllinoisReportCard.com to see additional details about each item of information for this school. There you will find charts spanning multiple years, detailed explanations, resources, more of the school's programs and activities, and powerful tools that let you dig deeper into data.

Most of this data has been collected by ISBE from school districts through data systems. Some information, such as the School Highlights, is entered directly by principals and can be updated throughout the year.