



# JOHN MIDDLETON ELEM SCHOOL

8300 SAINT LOUIS AVE SKOKIE, IL 60076 2930 (847) 673-1222

Grades: 1-5  
District: SKOKIE SD 73-5

Principal: Mrs. Courtney Goodman  
Superintendent: Kate Donegan

## FAST FACTS

**18**  
average class  
size

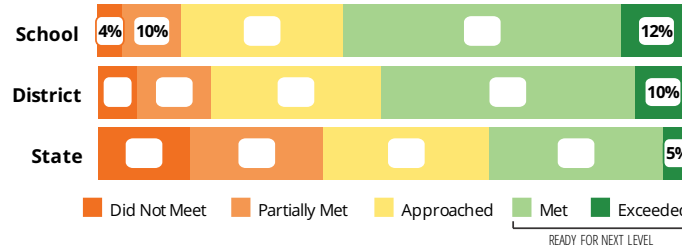
**80%**  
teacher  
retention

State Avg.

**524**  
students

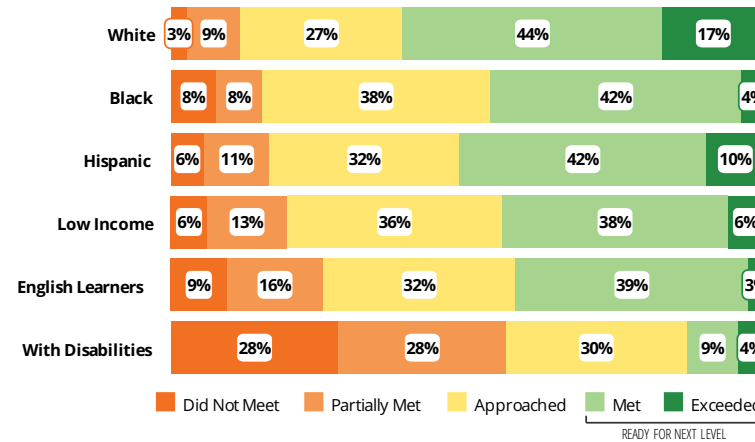
## Academic Success

All Illinois students in grades 3-8 take the PARCC assessment each year. High school students take the SAT in Math and English Language Arts.



## Success by Student Group

This display shows PARCC performance levels for each student group. No data is shown for groups with fewer than 10 students.

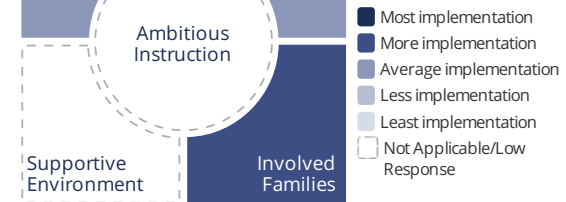


## Student Characteristics

|                   |     |                   |     |
|-------------------|-----|-------------------|-----|
| White             | 41% | Low Income        | 32% |
| Black             | 7%  | English Learners  | 22% |
| Hispanic          | 14% | With Disabilities | 12% |
| Asian             | 31% | Homeless          | 0%  |
| American Indian   | 0%  |                   |     |
| Two or More Races | 7%  |                   |     |
| Pacific Islander  | 0%  |                   |     |

## School Environment

The **5Essentials Survey** allows students in grades 6-12 and all teachers to share their perspectives on essential conditions for learning. The anonymous survey consists of 5 components.



### Response Rates

|          |     |
|----------|-----|
| Students | -   |
| Teachers | 91% |

### Average

### Effective Leaders

Do principals and teachers implement a shared vision for success?

### Average

### Collaborative Teachers

Do teachers collaborate to promote professional growth?

### -

### Ambitious Instruction

Are the classes challenging and engaging?

### -

### Supportive Environment

Is the school safe, demanding, and supportive?

### More

### Involved Families

Does the entire staff build strong external relationships?

## Student Attendance and Mobility

### Attendance Rate

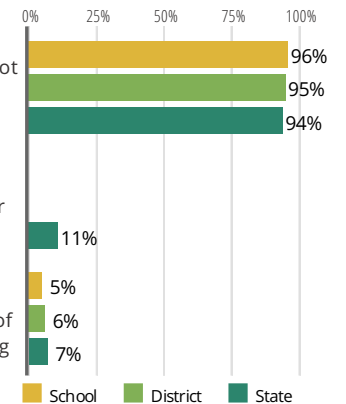
Rate at which students are present at school, not including excused or unexcused absences

### Chronic Truancy Rate

Percentage of students who have been absent without valid reasons for 5% or more of regular school days

### Student Mobility

Percentage of students who transfer in or out of the school during the school year, not including graduates





# JOHN MIDDLETON ELEM SCHOOL

## School Highlights

### Academic Courses

### Career Development Courses and Programs

### Physical Education, Health and Wellness

### Athletics

### Other Programs and Activities

### School Personnel Resources

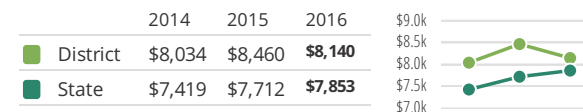
English as a Second Language Teacher, Librarian/Media Specialist, School Social Worker, Special Education Teacher, Speech Language Pathology Teacher

### School Awards

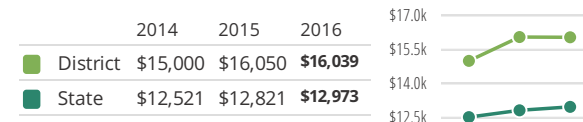
### Facilities

## District Finance

**Instructional Spending per Pupil** includes only the activities directly dealing with the teaching of students or the interaction between teachers and students.



**Operational Spending per Pupil** includes all costs for overall operations in this school's district, including Instructional Spending, but excluding summer school, adult education, capital expenditures, and long-term debt payments.



## Educator Measures

This school has had **2 principal(s)** over the past 6 years. In the last three years, an average of **80% of teachers** return to this school each year.

## FOR MORE INFORMATION

Visit [IllinoisReportCard.com](http://IllinoisReportCard.com) to see additional details about each item of information for this school. There you will find charts spanning multiple years, detailed explanations, resources, more of the school's programs and activities, and powerful tools that let you dig deeper into data.

Most of this data has been collected by ISBE from school districts through data systems. Some information, such as the School Highlights, is entered directly by principals and can be updated throughout the year.